



Registered Sex Offender (RSO) Profile for Scotland

Index Offence Analysis

Produced by: National Offender Management Unit & Analysis and Performance, Police Scotland.
Date: May 2019

Contents

Key Points.....	3
Introduction.....	4
Sexual Activity with a Child (not listed elsewhere).....	8
Indecent Images of Children (IloC).....	12
Rape, Attempted Rape & Assault with Intent to Rape.....	17
Sexual and Indecent Assault.....	21
Communications Offences.....	25
Breach of the Peace.....	29
Assault and Violence with Sexual Element.....	33
Exposure.....	37
Grooming.....	41
Stalking.....	44
Consolidated Low Volume Index Offences (CLVIO).....	47
Summary.....	50

Key Points

- ViSOR is a live time database intended to retain up-to-date information on Registered Sex Offenders (RSOs). Data analysis is not an intended function of the system.
- The report focuses on the RSO population managed in Scotland as recorded on the date of extraction, namely **7 March 2018**. Changes in RSO volumes and associated risk levels since the extraction date are inevitable.
- On 7 March 2018, the overall **Scottish RSO population** consisted of **5,600 offenders**.
- RSOs were almost exclusively **male (99.3%)**. Female and transgendered offenders account for less than 1% of RSOs managed.
- The majority of RSOs (**61%**) were aged between **25 and 54 years** on the date of extraction. Almost a third of RSOs (30%) were aged 55 or over.
- **89%** of RSOs were **UK citizens**. 8% had nationalities other than UK citizen. 3% had no nationality recorded.
- **84%** were described as “**White – Scottish or British**”. Non-white RSOs accounted for less than 5% of the population.
- The majority of RSOs (**53.2%**) were subject to Sex Offender Notification Requirements (SONR) for an **Indefinite** period and will require monitoring and risk management for a minimum period of 8 years, if under 18 years at the time of conviction or 15 years, if over 18 years at the time of conviction.
- **Imprisonment** accounts for **70%** of the sentencing imposed for index sexual offences committed by RSOs.
- Index offences involving Communications and Stalking were more likely to have a Community Disposal.
- **55%** of convictions for index offences were **within two years** of the **initial offence** being committed. **16%** of the convictions were **more than 10 years** after the initial offence date.
- Increases in the reporting and detection of sexual crimes will ultimately result in increased numbers of RSOs and demand on Responsible Authorities to manage these individuals and their associated risks.
- The most common index offence groupings on the date of extraction were:
 - Sexual Activity with Children (22.4%)
 - Indecent Images of Children (21.1%)
 - Rape, Attempted Rape and Assault with Intent to Rape (21%).

Introduction

ViSOR is the primary source of data used in this study. ViSOR was introduced to Scotland in 2005 with all RSOs managed at that time being back record converted onto the system. Thereafter whenever an offender becomes a RSO as a result of a Scottish conviction, they are created and managed on ViSOR. The process is the same for England, Wales and Northern Ireland with ViSOR records being transferred between countries whenever there is a change of primary address.

Due to the limitations of ViSOR as a statistical tool, the data in this report only reflects information as it was recorded on ViSOR on the date it was extracted, **7 March 2018**. This report only refers to ViSOR records for RSOs assigned to Scottish Responsible Authorities on that date.

On **7 March 2018**, the overall Scottish RSO population consisted of **5,600 offenders**, Figure 1 provides a breakdown of these offenders by MAPPA area.

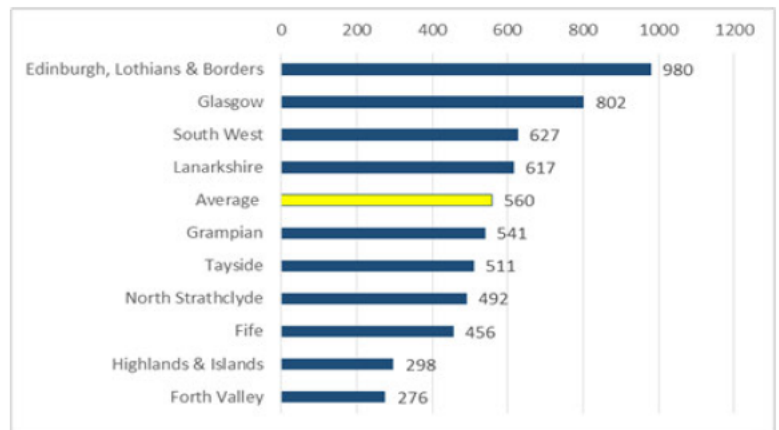
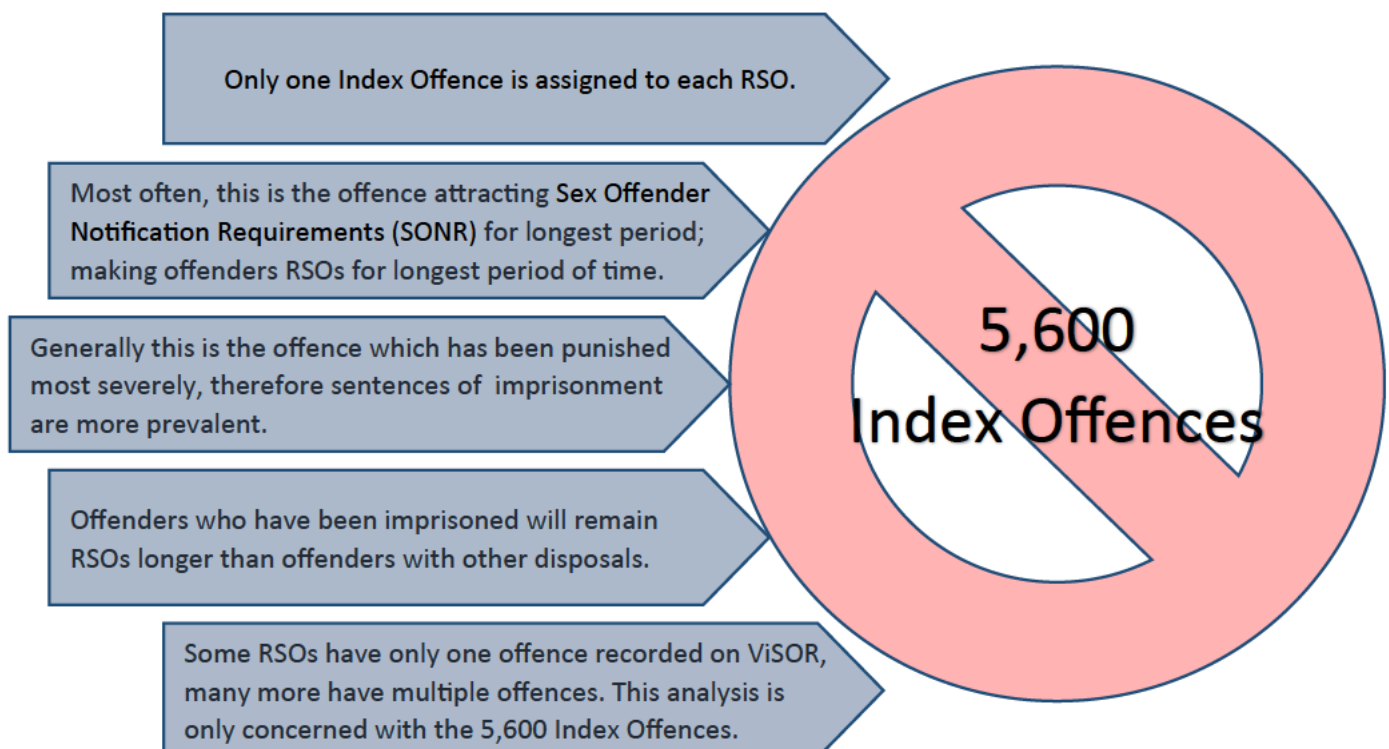


Figure 1: Total RSO Population within each MAPPA Area.

This study will look at the Index Offences as recorded on ViSOR for those 5600 RSOs. In respect of Index Offences the following should be noted:



OFFICIAL – POLICE AND PARTNERS ONLY

Given the information provided, it is not surprising the number of offenders in this study receiving a custodial sentence for their index offence appears disproportionately large, and will continue to increase as time progresses. A custodial disposal results in a period of Sex Offender Notification from 7 years up to 15 years and for non-custodial disposals from 6 months up to 5 years. As a result, a greater number of RSOs receiving a non-custodial sentence may have ceased notification requirements at the time of data extraction, their ViSOR records archived accordingly and therefore are not included in this report.

In total, there were **355** separate offences recorded as **Index Offences** on ViSOR on the date of extraction. These offences have contravened various acts of legislation and often refer to different sections within an act. For the purposes of this report, offences have been subsumed under the following collective offence groupings as shown in Table 1.

The Index Offence groups highlighted account for **95.3%** of the **RSO population**. The highlighted groups will be examined in more detail and a section dedicated to each within this report.

Index Offence Group	No of RSOs	%
Sexual Activity with Child (not listed elsewhere)	1256	22.4%
Indecent Images of Children (IIoC)	1180	21.1%
Rape / Attempt Rape / Intent to rape	1174	21.0%
Sexual / Indecent Assault	1062	19.0%
Communications	262	4.7%
Breach of the Peace	126	2.3%
Assault / Violence (sexual element)	108	1.9%
Exposure	104	1.9%
Other	91	1.6%
Voyeurism	69	1.2%
Sodomy / Unnatural Carnal Connection / Buggery	57	1.0%
Incest	31	0.6%
Grooming	30	0.5%
Stalking	26	0.5%
Position of Trust	16	0.3%
Breach of Order	8	0.1%
Total	5600	100%

Table 1: Nos of RSOs by Index Offence Groups

Sentence Type	No. of disposals	%
Imprisonment	3918	70.0%
Community Disposal	1265	22.6%
Not held	169	3.0%
Hospital Order	77	1.4%
Fine	71	1.3%
Lifelong Restriction	57	1.0%
Admonished	21	0.4%
Other	16	0.3%
Fine	6	0.1%
Total	5600	100%

Table 2: RSO index Offences, by Sentence Type

Imprisonment accounts for 70% of all disposals in respect of index offences. As imprisonment attracts notification requirements for longer periods than other disposals it also follows that those offenders who have been imprisoned will remain RSOs for a longer period than offenders with other disposals.

OFFICIAL – POLICE AND PARTNERS ONLY

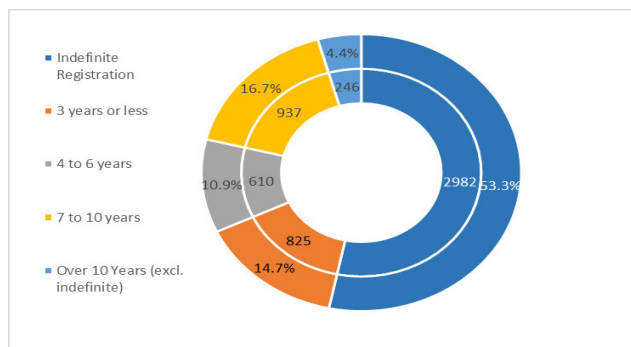


Figure 2: Total RSO Population by Duration of Notification Requirements

More than half **53%** (n=2,982) of RSOs are subject to the Sex Offender Notification Requirements (SONR) for an **Indefinite period**. They will have a mandatory review 15 years from the date they were first made subject of SONR or 8 years for those under the age of 18 years at the time of conviction.

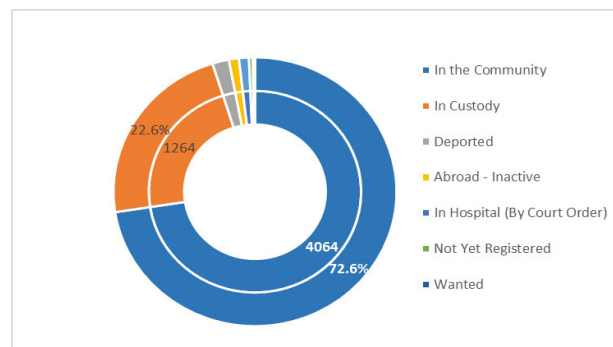


Figure 3: Total RSO Population by ViSOR Status

The majority of RSOs (**72.6%**) are recorded as being '**In the Community**' and **22.6%** recorded as in '**Custody**'

Table 3 below compares the age of RSOs at offence start date and age at time of conviction for their index offence. This only accounts for the index offence and does not take into account any offending predating this.

It is also possible further offending has been committed in the intervening time. The time period between age at offence start date and date of conviction will vary due to timescales for judicial process, offences not reported at time of offending and offences not being detected until a much later date.

		Age at Offence Start Date								Not held	Total
		Under 18	18 to 24	25 to 34	35 to 44	45 to 54	55 to 64	65 to 74	75+		
Age at Conviction	Under 18	128								4	132
	18 to 24	173	747							35	955
	25 to 34	40	220	985						47	1292
	35 to 44	38	56	251	738					43	1126
	45 to 54	49	48	89	269	562				30	1047
	55 to 64	19	30	92	65	155	275			30	666
	65 to 74	4	20	54	42	27	62	102		9	320
	75+			11	10	8	7	9	16	1	62
Total		451	1121	1482	1124	752	344	111	16	199	5600

Table 3: RSO Age at Offence Start Date vs RSO Age at Conviction

In general, the majority of offenders (63.4%) offence start date and conviction date are within the same age grouping. It is acknowledged the age groupings do cover up to a 9 year period.

2/3 of Index Offences started when the perpetrator was aged between **18 and 44** years.

2/3 convicted within 3 years of index offence start date.

Most common age group of RSOs both at Offence Start Date and at Conviction is **Age Group 25 to 34**

RSOs Under 18

451 at Offence Start Date

132 at Index Offence Conviction

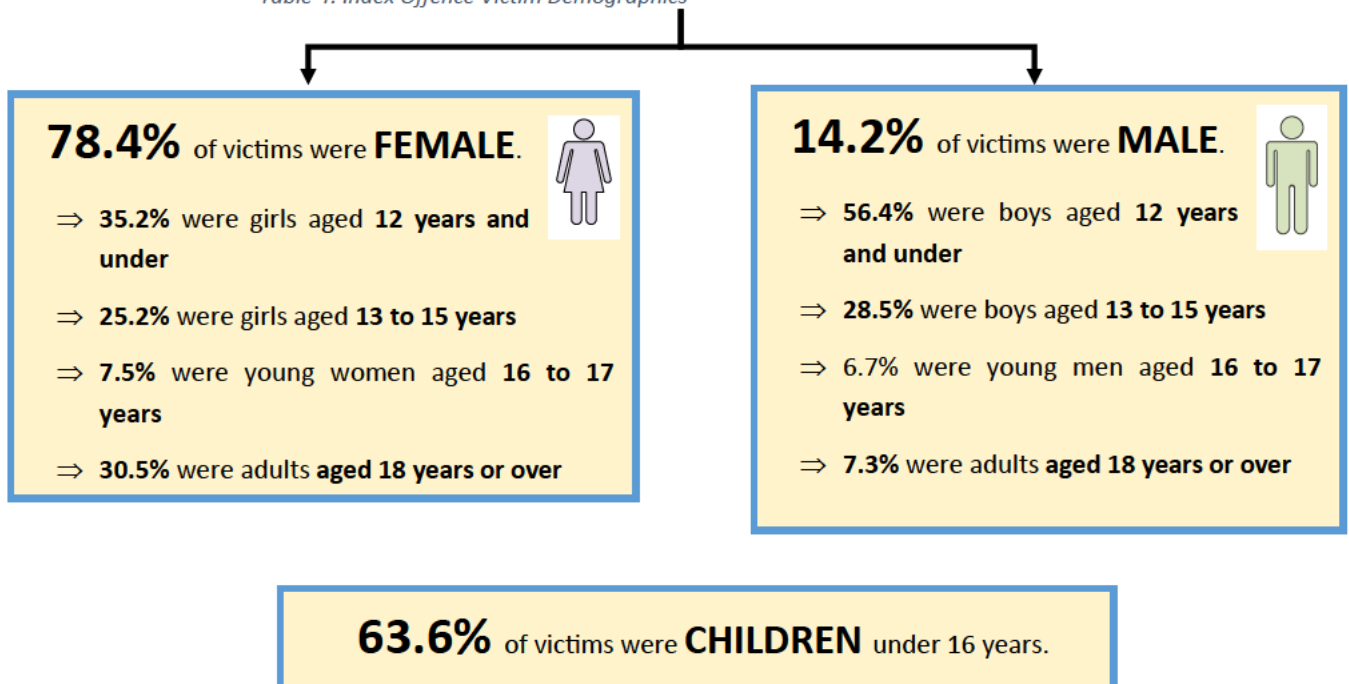
16% convicted more than 10 years after index offence start date.

The victim demographic only considers one victim in respect of the index offence. Although this will not provide a complete overview of an offenders sexual offending it can be considered in general terms indicative of the offender's victim type.

It should be noted not all index offences have both victim age and gender information recorded.

Victim Age Group	Female	Male	Not Held	Other	Total	%
12 and under	1548	448	141	1	2138	38.2%
13 to 15	1107	227	85	1	1420	25.4%
16 to 17	331	53	9	0	393	7.0%
18+	1340	58	41	0	1439	25.7%
Not Held	67	9	133	1	210	3.8%
Total	4393	795	409	3	5600	100%
%	78.4%	14.2%	7.3%	0.1%	100%	

Table 4: Index Offence Victim Demographics



The following sections of the report will look at each of the individual Index Offence Groups in more detail.

Sexual Activity with a Child (not listed elsewhere)

The offences within this group relate specifically to sexual offences against children which are not included within the other offence groupings such as Indecent Images of Children etc. These account for the highest proportion of Index Offences and represents **22.4%** of the RSO population or **1,256 RSOs** and include:

- Lewd Indecent and Libidinous Practices and Behaviour.
- Intercourse and sexual activity with an older child, including activities which may not have involved penetration.
- Cause/incite children within specific age ranges to engage in sexual acts, where the offender is aged 18 or over.
- Unlawful intercourse with family members, including stepchildren.

Legislation contravened by these index offences is as follows:

Legislation	Nos of Index Offences	%
Common Law (Scotland)	709	56.4%
Criminal Law (Consolidation) (Scotland) Act 1995	253	20.1%
Sexual Offences (Scotland) Act 2009	186	14.8%
Sexual Offences Act 2003	56	4.5%
Sexual Offences (Scotland) Act 1976	21	1.7%
Sexual Offences Act 1956	8	0.6%
Criminal Law Amendment Act (Scotland) 1922	7	0.6%
Indecency with Children Act 1960	7	0.6%
Protection of Children and Prevention of Sexual Offences (Scotland) Act 2005	2	0.2%
Children and Young Persons Act (NI) 1968	2	0.2%
Sexual Offences (Northern Ireland) Order 2008	2	0.2%
Criminal Law Amendment Act (NI) 1885	2	0.2%
Offences Against The Person Act (NI) 1861	1	0.1%
Total	1256	100%

Offences include:

- *Lewd indecent and libidinous practices and behaviour (n=859; 68.4%).*
- *Intentionally or recklessly penetrating with penis the vagina/anus/mouth of an older child (n=63; 5%).*
- *Sexual intercourse with a girl between 13 and 16 (n=55; 4.4%)*
- *Intentionally cause older child to look at sexual image (n=19; 1.5%)*

Table 5: Legislation Applied to Sexual Activity w/Child (NLE) Index Offences

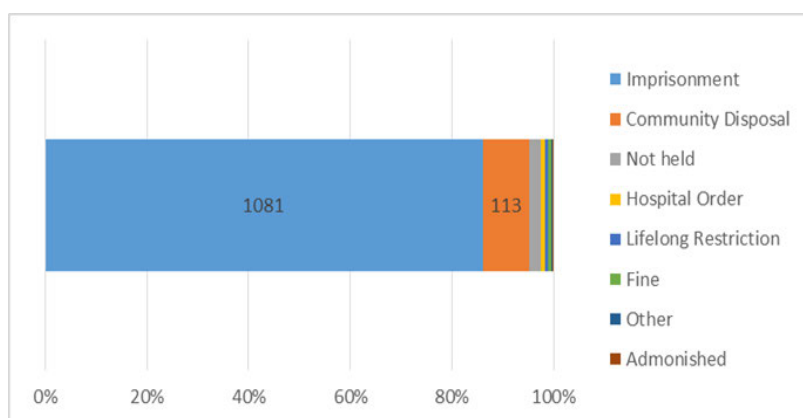
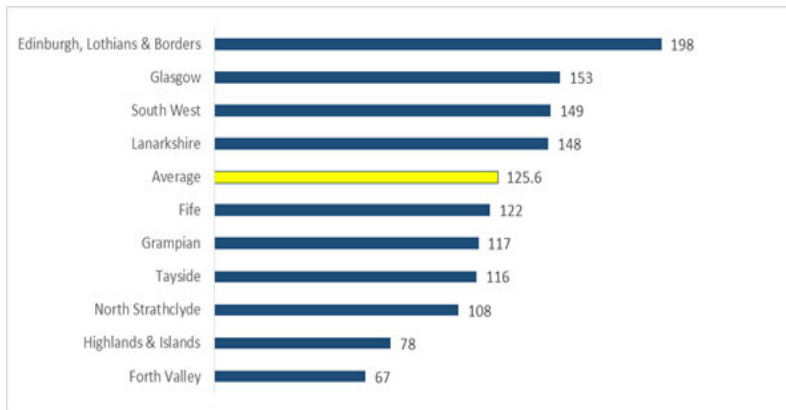


Figure 4: Sexual Activity w/Child (NLE): Index Offences by Sentence Type

Although **imprisonment** accounts for **86.1%** of sentences recorded, it must be remembered a number of offenders will have been archived and not considered within this analysis as they received a disposal resulting in a shorter period on the register.

120 RSOs (**9.6%**) received **Community Disposal sentences or fines**. The most common offences receiving non-custodial sentences were Lewd, Indecent and Libidinous Practices and Behaviour (n=35; 29.2%). Another 17 (14.2%) had been convicted of offences relating to intentional or reckless penetration with penis the vagina/anus/mouth of an older child.

MAPPA Areas



Within each MAPPA area the percentage of RSOs with an index offence for Sexual Activity with a Child ranged from **19.1% to 26.7%**.

Fife (26.7%) and **Highlands & Islands** (26.1%) had the **highest** percentages of all the areas and **Glasgow** (19.1%) the **lowest**.

Figure 5: Sexual Activity w/Child (NLE) RSOs, by MAPPA Area

RSO Status

75.6% (n=950) of RSOs with an Index offence falling within this category are being managed within the **community**.

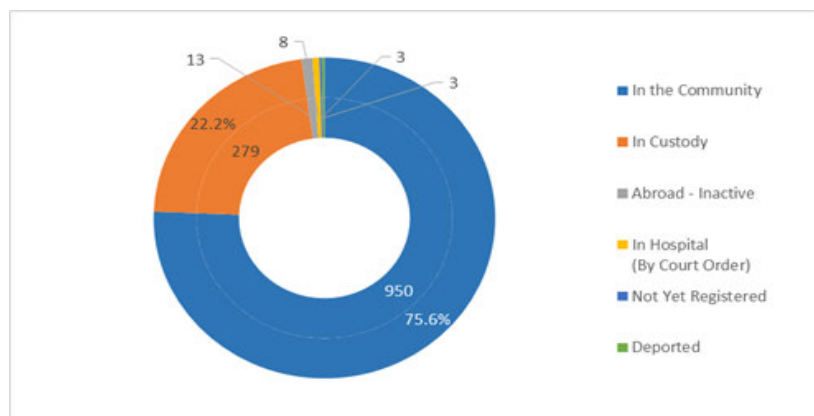


Figure 6: Sexual Activity w/Child (NLE) RSOs, by ViSOR Status

MAPPA Levels & Risk

MAPPA Level	Low	Medium	High	Very High	Total
MAPPA 1	584	304	36		924
MAPPA 2	2	9	15		26
MAPPA 3					0
Total	586	313	51	0	950

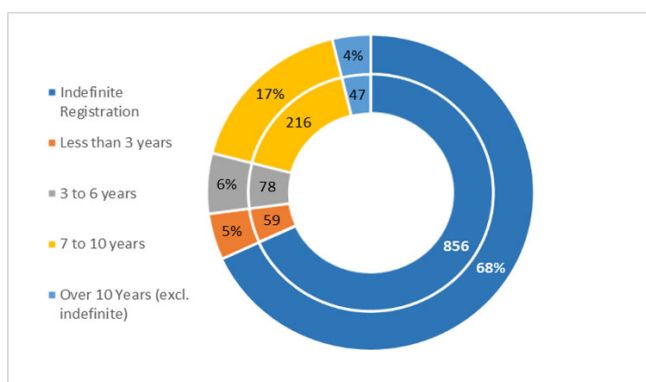
Table 6: Sexual Activity w/Child (NLE) RSOs 'In the Community', by MAPPA Level & Risk

Of the 950 RSOs managed in the community, **97.3%** were managed at MAPPA **Level 1** and **2.7%** at MAPPA **Level 2**.

61.7% were assessed as **Low** risk
32.9% were assessed as **Medium** risk
5.4% assessed as **High** risk.

Note: MAPPA and risk levels are only provided for RSOs 'In the Community' as these offenders are actively managed and assessed. MAPPA and risk levels are current.

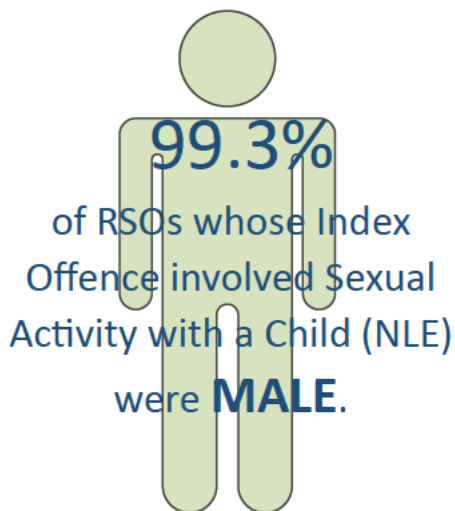
Duration of Notification Requirements



68% of offenders are subject of the notification requirements for an **indefinite period**. This is higher than the **53%** recorded for the RSO population as a whole.

Figure 7: Sexual Activity w/Child (NLE) RSOs by Duration of Notification Requirements

Offender Demographics



At time of data extraction, of the male RSOs:

66% were aged **45 years or older**.
Highest proportion (**20.7%**) aged **55 to 64**
years
25% aged **65 years or older**.
No offenders aged **under 18**.



- *5 convicted of Lewd, Indecent and Libidinous Practices and Behaviour.*
- *Victims were predominantly female and under the age of 12 yrs.*
- *At time of data extraction all were assessed as MAPPA Level 1, Low risk.*
- *7 received custodial sentences with 1 receiving a Community Disposal.*
- *2 were single, 2 married, 2 divorced and 2 did not have a marital status recorded.*
- *5 were aged between 35–54 years. None aged under 18 years.*



3 RSOs were recorded as **DEPORTED** on 7 March 2018

OFFICIAL – POLICE AND PARTNERS ONLY

Figure 8 depicts the age range of RSOs at time of conviction for their index offence. There is an even spread across the age ranges with no distinct age group being more prevalent and lower numbers in the youngest and oldest age groups as expected.

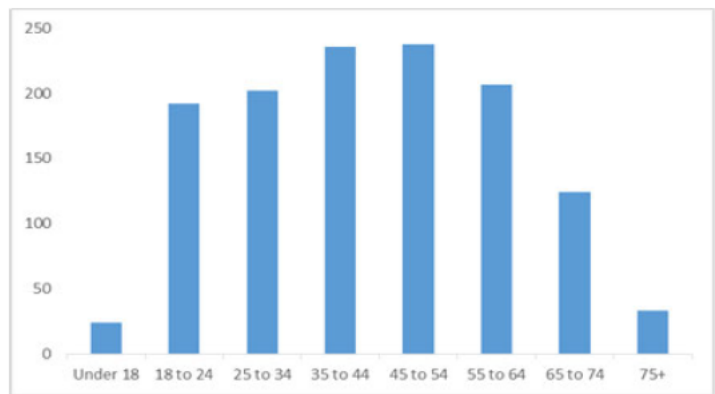


Figure 8: Sexual Activity w/Child (NLE): RSO Age at Conviction

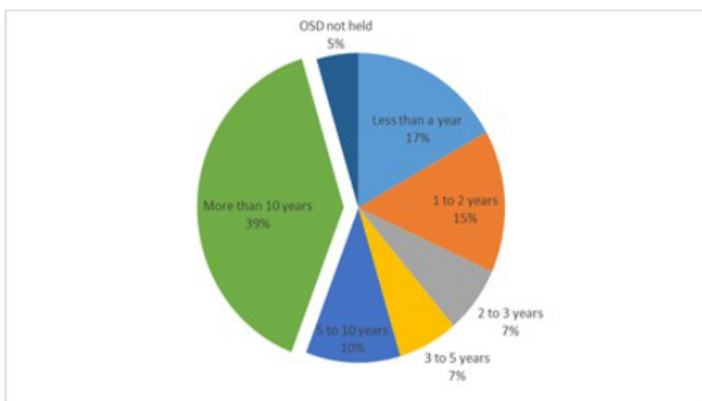
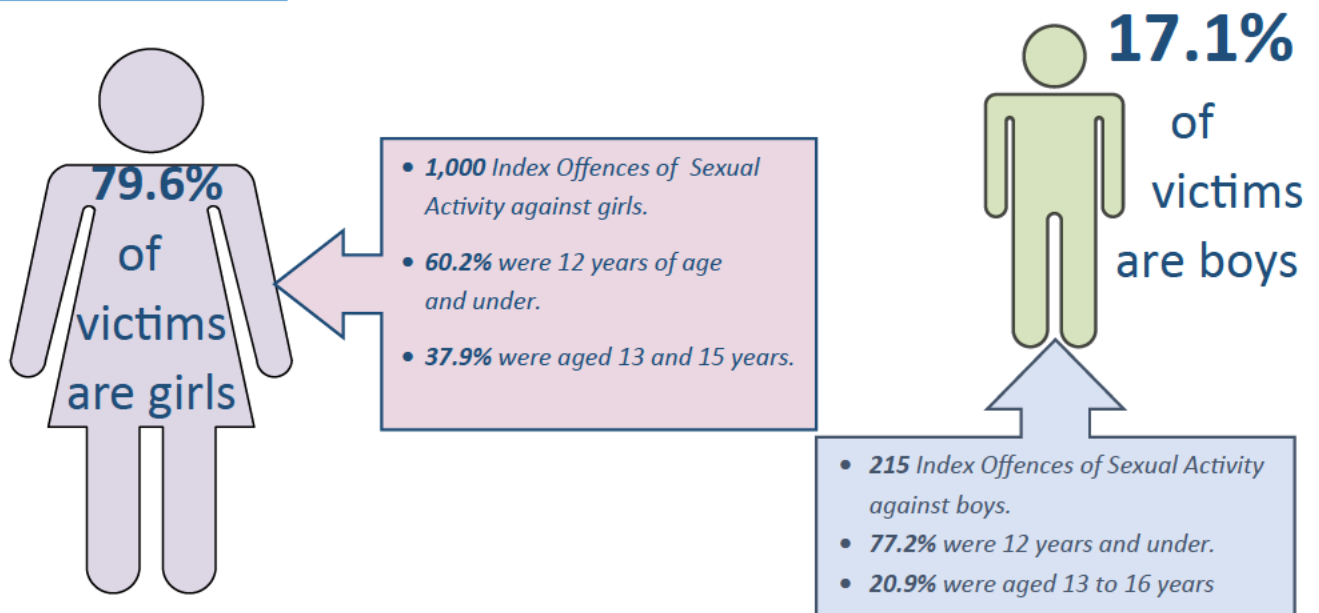


Figure 9: Sexual Activity w/Child (NLE) Index Offences: Duration between Offence Start Date and Conviction.

The largest proportion of offences (39%) have had **more than ten years** between the offence start date and date of conviction. Given these offences are committed against children, longer intervals may be partly attributable to a victim's reluctance to report at the time for reasons of fear, shame or belief they will not be believed. As victims mature, barriers are broken and they have the confidence and strength to report these offences later in life.

Victim Demographics



Given the nature of the offences included in this group, it is unsurprising 96% of these offences targeted children under the age of 16, nor that the majority (68%) of these offenders will be subject to SONR conditions indefinitely.

Indecent Images of Children (IloC)

The offences contained within this group relate specifically to Indecent Images of Children (IloC) and includes the making, possession or distribution of images of children under the age of 18 or where the predominant impression conveyed is that the person is a child. IloC may be either still or moving, and may be created by any means and includes photographs, film, pseudo-photographs or data stored on a computer or by electronic means which is capable of conversion into a photograph, film or pseudo-photograph.

At the time of data extraction there were **1180 RSOs** whose Index Offence was IloC, this being **21.1%** of the total RSO population.

The legislation contravened by these index offences is as follows:

Legislation	Nos of Index	%
Civic Government (Scotland) Act 1982	1099	93.1%
Criminal Justice (Evidence etc) (NI) Order 1988	1	0.1%
Criminal Justice Act 1988	18	1.5%
Protection of Children Act 1978	62	5.3%
Total	1180	100%

Table 7: Legislation Applied to IloC Index Offences

The Civic Government (Scotland) Act 1982 defines the age of a child in respect of IloC as under 18 years but for the purposes of the Sex Offender Notification Requirements an offender will only become a RSO if the age of the child was under 16 years.

The highest volume index offence types include:

- *Take indecent photograph/s*
- (n=601; 55%)
- *Possess indecent photograph/s*
- (n=395; 36%)
- *Take, permit to be taken, distribute, show, publish or possess indecent photograph/s*
- (n=103; 9%)

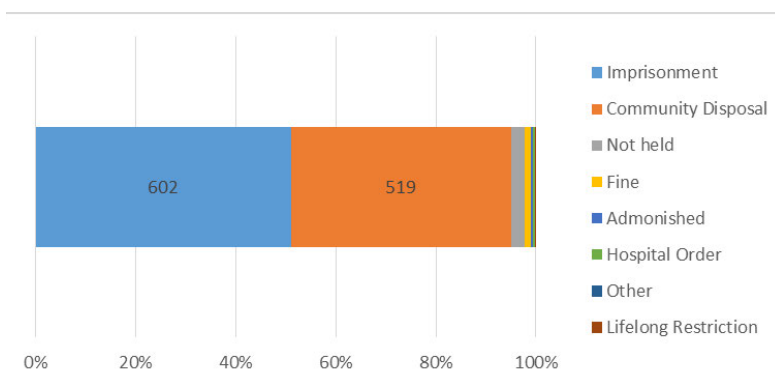


Figure 10: IloC Index Offences by Sentence

44% of RSOs with an index offence for IloC received a **Community Disposal**, which when compared with Community Disposals for the RSO population as a whole is double the figure (22.6%).

51% were **imprisoned** and **1.4%** (n=16) received a **Fine**.

The most common Community Disposal is a Community Payback Order (CPO). It is of note that offenders with a CPO become RSOs for the duration of the supervision period of the CPO only, and not the 5 year minimum period associated with other disposals. The maximum CPO supervision period is 3 years but can be as little as 6 months, with RSO management ceasing thereafter in the majority of cases. As a result, the number of RSOs actively being managed by virtue of an IloC Index Offence is not a true reflection of the actual number of offenders convicted of IloC offences as due to shorter Sex Offender Notification periods, a greater number will have reached their expiry date, been removed from the register and archived.

MAPPA Areas

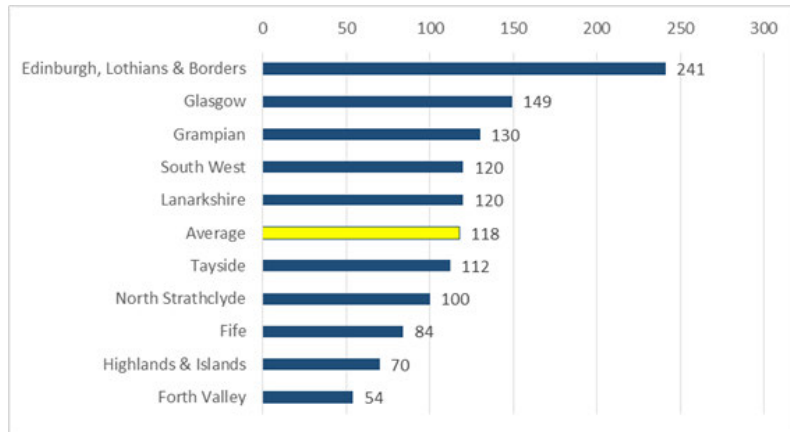


Figure 11: ILoC RSOs, by MAPPA Area

87.5% (n=1032) of RSOs with an index offence for ILoC are being managed within the **community** and **9.7%** are in **custody**.

By comparison, within the **overall** RSO population, **72.6%** are being managed in the **community** and **22.6%** are in **custody**.

RSO Status

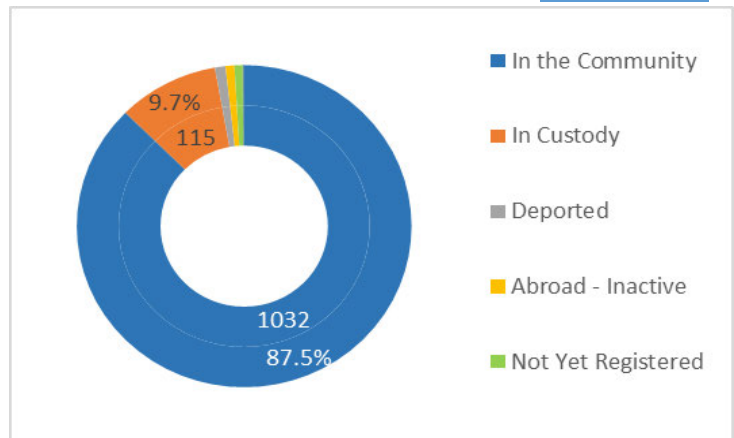


Figure 12: ILoC RSOs, by ViSOR Status

MAPPA Levels & Risk

Level	Low	Medium	High	Very High	Not Assessed	Total
MAPPA 1	584	382	37	0	2	1005
MAPPA 2	3	9	14	1	0	27
MAPPA 3	0	0	0	0	0	0
Total	587	391	51	1	2	1032

Table 8: ILoC RSOs 'In the Community', by MAPPA Level & Risk

Of the 1032 RSOs managed in the community, **97.4%** were managed at MAPPA **Level 1** and **2.6%** at MAPPA Level 2.

57% were assessed as **Low** risk
38% were assessed as **Medium** risk with
5% assessed as **Very High or High** risk.

Note: MAPPA and risk levels are only provided for RSOs 'In the Community' as these offenders are actively managed and assessed. MAPPA and risk levels are current.

Duration of Notification Requirements

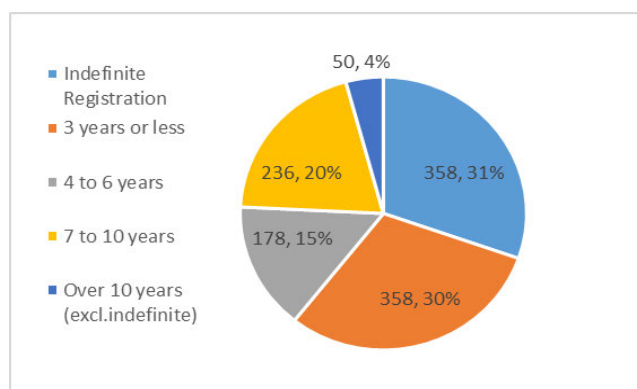



Figure 13: ILoC RSOs by Duration of Notification Requirements

31% of offenders are subject of the notification requirements for an **indefinite period**. This is significantly less than the **53%** for the overall RSO population.

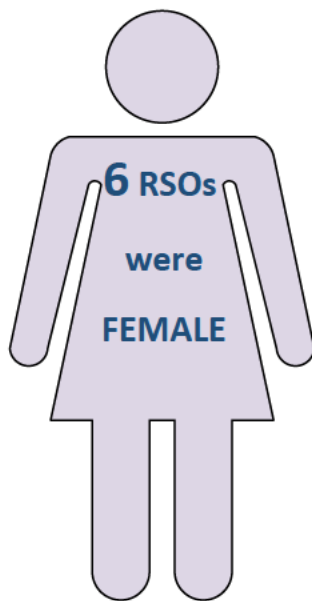
Offender Demographics



At time of data extraction, of the male RSOs:

66.6% were aged **25 to 54 years.**
Highest proportion (**23.2%**) aged **45 to 54** years
9.5% aged **65 years or older .**
One offender aged **under 18.**

'Single' (56.4%) was the most commonly recorded marital status .



- 6 had index offences involving the production, possession or sharing of IloC.
- Victims (n=5) were predominantly female and under the age of 12 yrs.
- At time of data extraction, 5 were being managed at MAPPA Level 1, one being assessed as High risk. One was being managed as MAPPA Level 2, Medium risk.
- 5 were single, one did not have a marital status recorded.
- 5 were aged between 25—54 years and 1 aged 18-24 years.

93.8% whose Index Offence
Involved Indecent Images of
Children were
UK Citizens.



12 RSOs were recorded as **DEPORTED** on 7 March 2018

The previous data was based on information at time of data extraction on 7 March 2018. The following information considers the **marital status** and **S38(1)(b), S39(1)** of these 1180 RSOs at the time they **committed their IloC index offence**.

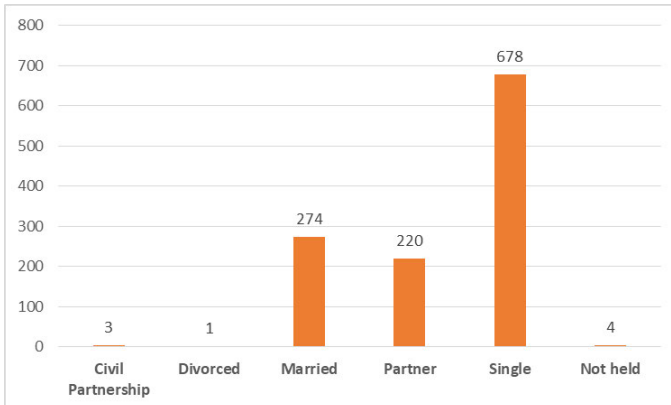


Figure 14: Marital Status of IloC RSOs at time of Index Offence

57.5% were **single** at the time they committed their index offence with **41.9%** being **married** or **having a partner**.

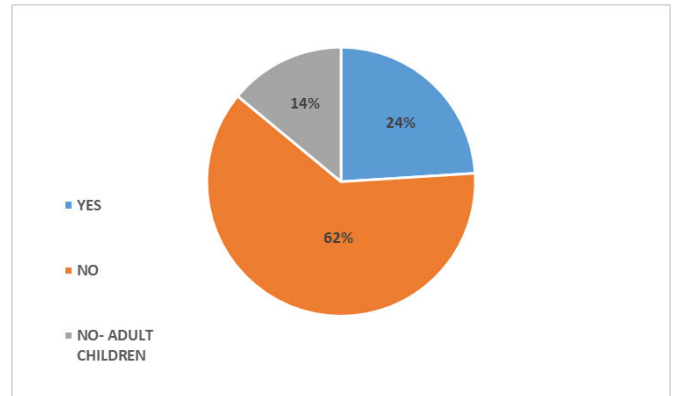


Figure 15: Percentage of IloC RSOs with Dependent Children at time of Index Offence

24% (n=279) of RSOs **had children** under the age of 16 years at the time they committed their index offence. **76%** did **not** have children or had children aged over 16 years.

S38(1)(b), S39(1)

S38(1)(b), S39(1) [REDACTED]

[REDACTED]

[REDACTED]

Figure 17 depicts the age range of RSOs at time of conviction for their index offence. IloC offenders are predominately **convicted** when aged between **25 to 54 years**.

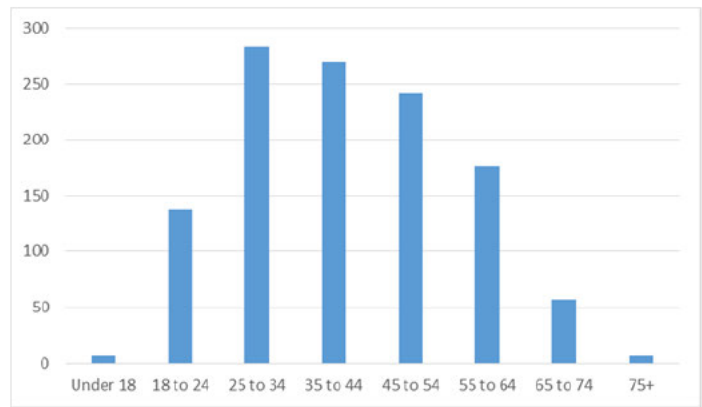


Figure 17: IloC RSOs - Age at Conviction

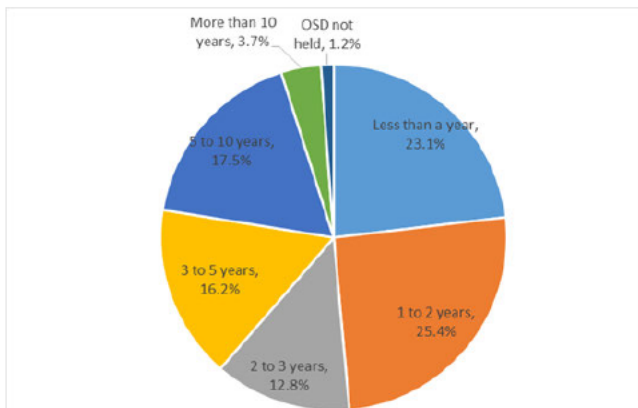
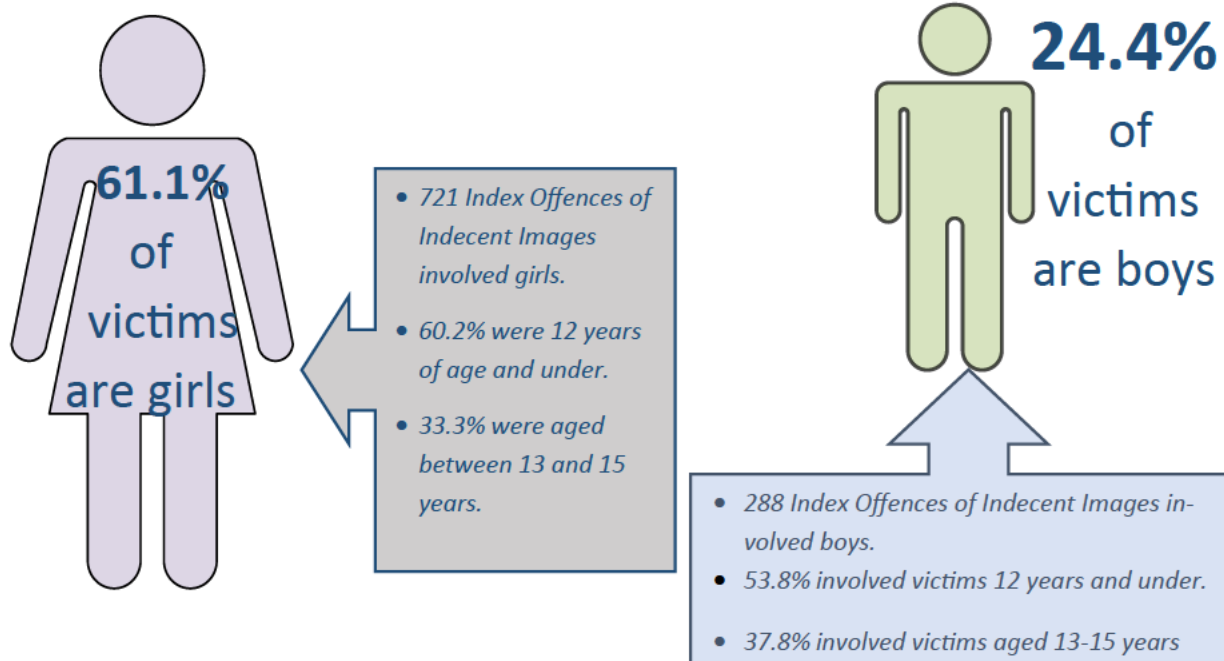


Figure 18: IloC Index Offences: Duration between Offence Start Date and Conviction.

Nearly half (**48.6%**) of IloC convictions were secured **within 2 years** of the Offence Start Date. This may be due to the way in which these offences are targeted, detected and the resultant evidence produced.

Victim Demographics



The majority (58.8%) of IloC Index Offences involved victims aged 12 years of age and under, with 33.9% involving victims aged 13-15 years. Female victims accounted for more than double the number of male victims.

Rape, Attempted Rape & Assault with Intent to Rape

The offences contained within this group relate specifically to Rape, Attempt Rape and Assault with intent to Rape. The impact of Rape on the lives of victims, their families and wider community can be devastating and may require significant long-term support.

At the time of data extraction there were **1174 RSOs** whose Index Offence involved Rape, Attempt Rape or Assault with Intent to Rape, this being **21%** of the total RSO population.

The legislation contravened by these index offences is as follows:

Legislation	Index Offence	%
Common Law (Scotland)	690	58.8%
Sexual Offences (Scotland) Act 2009	359	30.6%
Sexual Offences Act 1956	66	5.6%
Sexual Offences Act 2003	47	4.0%
Sexual Offences (Scotland) Act 2009 and Common Law	4	0.3%
Sexual Offences (NI) Order 1978	4	0.3%
Attempted Rape Act (NI) 1960	2	0.2%
Common Law (NI)	1	0.1%
Sexual Offences (Northern Ireland) Order 2008	1	0.1%
Total	1174	100%

Table 9: Legislation Applied to Rape, Att. Rape, Intent to Rape Index Offences

The highest volume index offence types include:

- Rape (n=620; **52.8%**)
- Assault w/intent to Rape (n=92; **7.8%**)
- Assault and Rape (n=84; **7.2%**)
- Assault to injury and Rape (n=31; **2.6%**)
- Attempted Rape (n=29; **2.5%**)

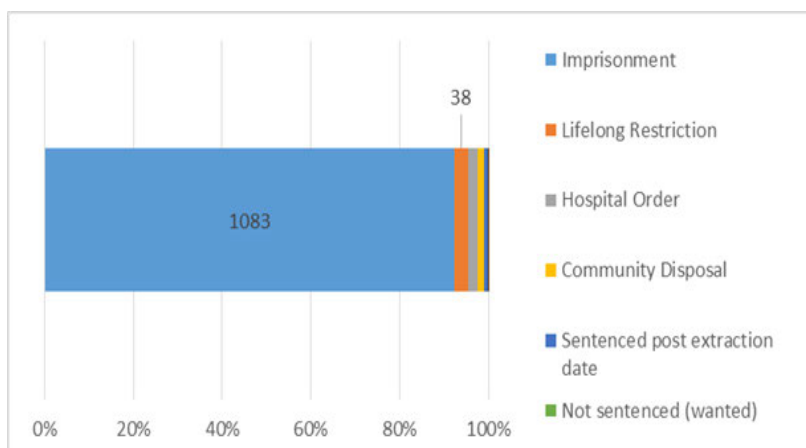


Figure 19: Rape, Att. Rape, Intent to Rape Index Offences by Sentence Type

As expected, **92.2%** of all RSOs convicted of an index offence for Rape, Attempt Rape and Assault with Intent to Rape received a sentence of **imprisonment**. This is significantly higher than the RSO population as a whole with 70% of all RSOs receiving a sentence of imprisonment in respect of their index offence.

3.2% (n=38) received an **Order for Life Long Restriction**.

1.4% received a **Community Disposal**.

MAPPA Areas

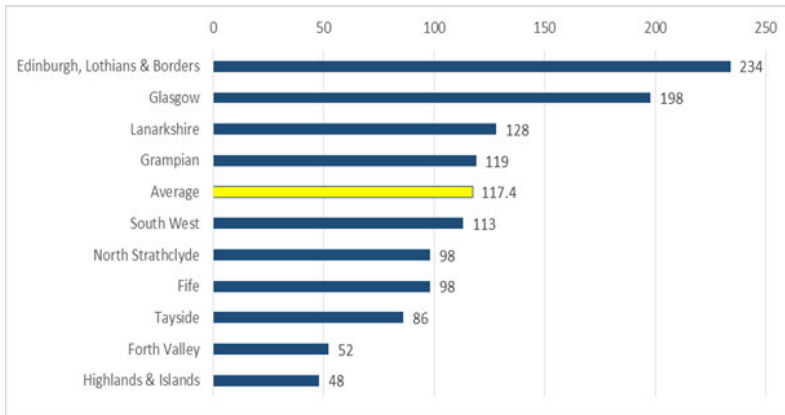


Figure 20: Rape, Att. Rape, Intent to Rape RSOs within MAPPA Areas

Within each MAPPA area the percentage of RSOs with an index offence for Rape, Attempt Rape & Intent to Rape ranged from **16.8% to 24.6%**.

Glasgow (24.6%) and **Edinburgh, Lothian & Borders** (23.8%) had the **highest** percentages of all the areas and **Tayside** (16.8%) the **lowest**.

47.4% (n=556) of RSOs are being managed within the **community** and **45.8%** are in **custody**.

By comparison, within the **overall** RSO population, **72.6%** are being managed in the **community** and **22.6%** are in **custody**.

RSO Status

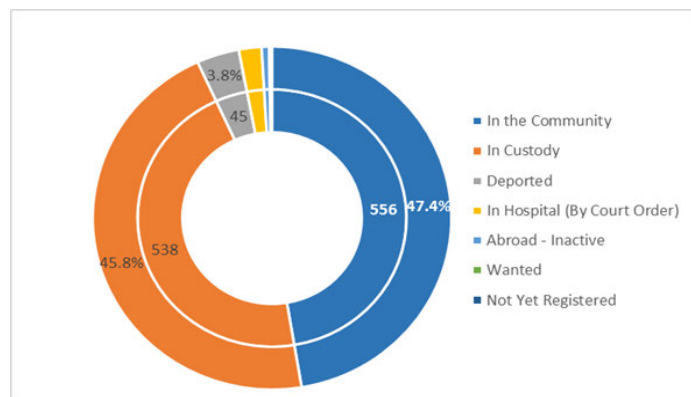


Figure 21: Rape, Att. Rape, Intent to Rape RSOs by ViSOR Status

MAPPA Levels & Risk

Level	Low	Medium	High	Very High	Total
MAPPA 1	320	191	15		526
MAPPA 2	1	8	20	1	30
MAPPA 3					0
Total	321	199	35	1	556

Table 10: Rape, Att. Rape, Intent to Rape RSOs 'In the Community', by MAPPA Level & Risk

Of the 556 RSOs managed in the community, **94.6%** were managed at MAPPA **Level 1** and **5.4%** at MAPPA **Level 2**.

57.7% were assessed as **Low** risk.

35.8% were assessed as **Medium** risk.

6.5% assessed as **High** or **Very High** risk.

Note: MAPPA and risk levels are only provided for RSOs 'In the Community' as these offenders are actively managed and assessed. MAPPA and risk levels are current.

Duration of Notification Requirements

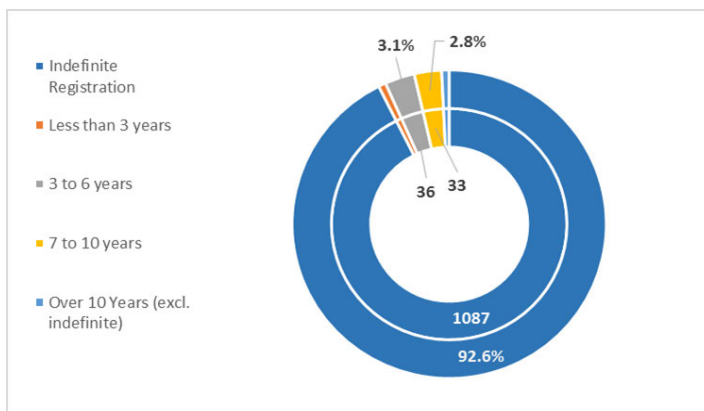
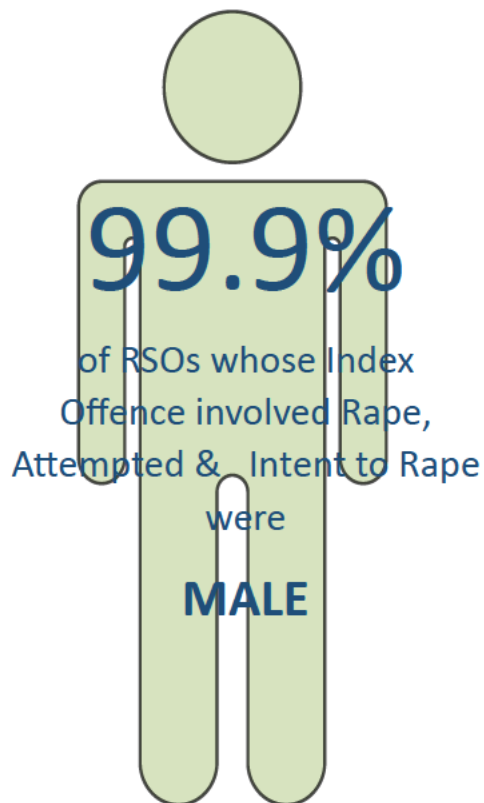


Figure 22: Rape, Att. Rape, Intent to Rape RSOs, by Duration of Notification Requirements

92.6% of offenders are subject of the notification requirements for an **indefinite period**. This is significantly greater than the 53% for the overall RSO population.

Offender Demographics



At time of data extraction, of the male RSOs:

Highest proportion (**68%**) aged **25 to 54** years.

6 offenders aged **under 18** years.

7% aged **18 to 24** years.

22% aged **55 to 74** years.

2.5% aged **75+** years.

387 offenders had '**single**' recorded as their marital status.

1 RSO described themselves as transgendered. No offenders were female.



45 RSOs were recorded as

DEPORTED

on 7 March 2018

Figure 23, depicts the age range of RSOs at time of conviction for their index offence of Rape, Att. Rape, Intent to Rape. The age group “25 to 34” has consistently been the **most common age range** followed by “35 to 44” and “45 to 55” groups.

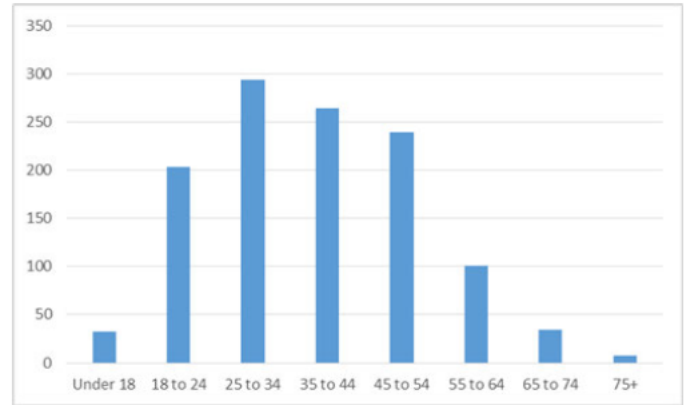


Figure 23: Rape, Att. Rape, Intent to Rape RSOs - Age at Conviction

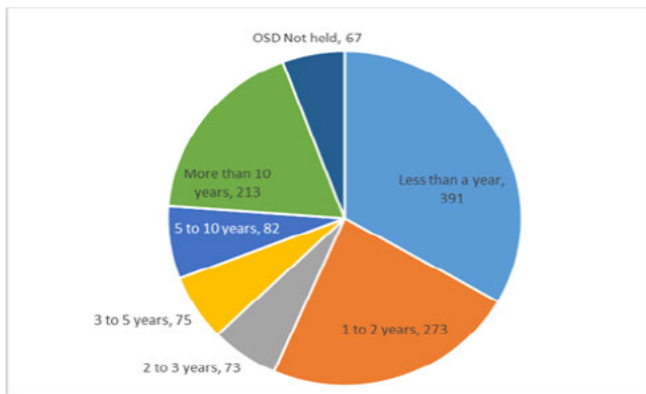
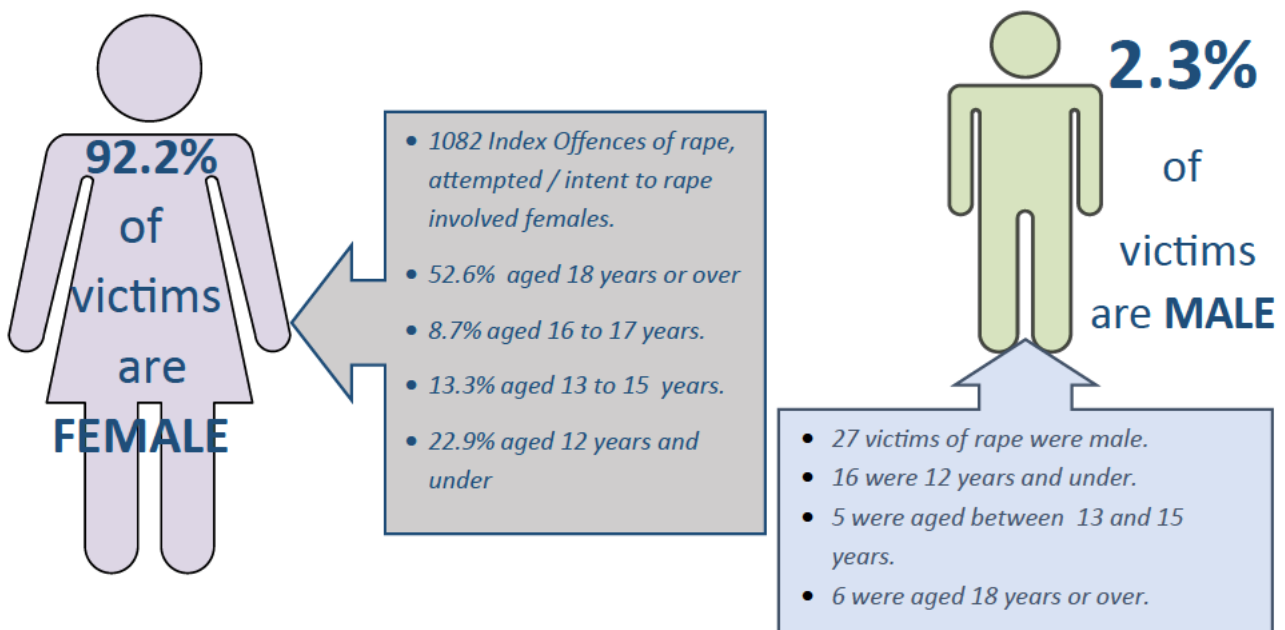


Figure 24: Rape, Att. Rape, Intent to Rape Index Offences - Duration between Offence Start Date and Conviction.

More than half (**56.6%**) of the index offences involving rape secured a conviction **within 2 years** of the offence start date.

Since 2013, there has been a significant increase (60-70%) in the number of convictions relating to offences which began more than a decade before the eventual conviction. This may be attributable to increased public awareness due to the media focus on investigations involving public figures or institutions/bodies and confidence of victims in reporting these crimes.

Victim Demographics



The majority (50.6%) of Rape Offences involved victims over the age of 18 years, 36.7% involved victims aged under 16 years and 8.3% aged 16-17 years. Only 0.5% of victims were male aged over 18 years.

Sexual and Indecent Assault

The offences contained within this group relate specifically to physical sexual contact, whereby a victim is touched in an intimate or sexual manner without consent or coerced/forced to engage in a sexual act against their will. Offences range from inappropriate touching to fully penetrative assaults, either with offenders' body parts or by other means. Victims may be any gender and age range.

At the time of data extraction there were **1062 RSOs** whose Index Offence involved Sexual or Indecent Assault, this being **19%** of the total RSO population.

The legislation contravened by these index offences is as follows:

Legislation	Index Offence	%
Sexual Offences (Scotland) Act 2009	692	65.2%
Common Law (Scotland)	213	20.1%
Sexual Offences Act 2003	80	7.5%
Sexual Offences Act 1956	71	6.7%
Offences Against The Person Act (NI) 1861	3	0.3%
Sexual Offences Act (Scotland) 2003	1	0.1%
Criminal Justice (NI) Order 2003	1	0.1%
Sexual Offences (Scotland) Act 2009 and Common Law	1	0.1%
Total	1062	100%

Table 11: Legislation Applied to Sexual/Indecent Assault Index Offences

The highest volume index offence types include:

- Sexual Assault by penetration without consent (n=444; 41.8%)
- Indecent Assault (158; 14.9%)
- Sexual Assault by penetration with regard to a child under 13 (n=79; 7.4%)
- Sexual Assault and common law Assault (n=38; 3.6%)
- Sexual Assault—Intentionally touch female - no penetration (n=34; 3.2%)
- Assault With Intent to Ravish (n=32; 3%)

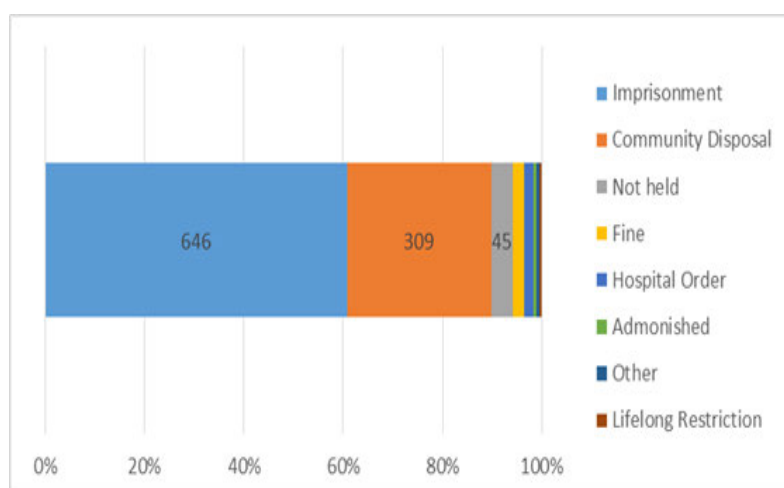


Figure 25: Sexual / Indecent Assault Index Offences by Sentence Type

60.8% of all RSOs convicted of an index offence for Sexual and Indecent Assault received a sentence of **imprisonment**.

29.1% received a **Community Disposal**.

Those receiving a sentence of imprisonment is below that of the RSO population as a whole (70%) but is greater when comparing those given a Community Disposal (22.6%).

0.5% (n=5) received an **Order for Life Long Restriction**.

The wide variances in offending within this grouping is similarly reflected in sentencing which ranges from Admonishment to Order for Life Long Restriction.

MAPPA Areas

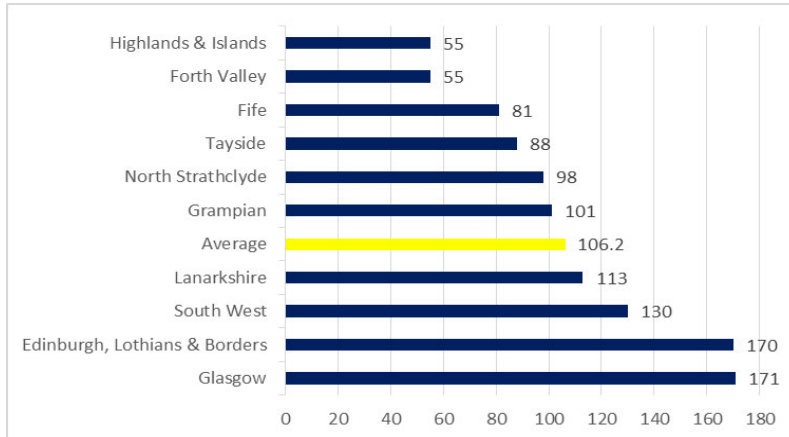


Figure 26: Sexual / Indecent Assault RSOs within MAPPA Areas

Within each MAPPA area the percentage of RSOs with an index offence for Sexual/ Indecent Assault ranged from **17.2% to 21.3%**.

Glasgow (21.3%) and **South West** (20.7%) had the **highest** percentages of all the areas and **Tayside** (17.2%) and Edinburgh, Lothian & Borders (17.3%) the **lowest**.

RSO Status

74% (n=791) of RSOs are being managed in the **community** and **18%** are in **custody**.

The number of RSOs 'In the Community' is slightly higher when comparing with the RSO population as a whole (72.6%) and slightly lower for those 'In Custody' (22.6%).

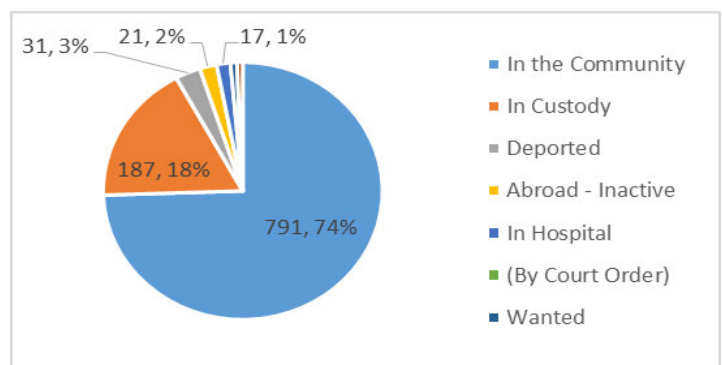


Figure 27: Sexual/Indecent Assault RSOs by ViSOR Status

MAPPA Levels & Risk

Level	Low	Medium	High	Very High	Not Assessed	Total
MAPPA 1	426	282	43	0	1	752
MAPPA 2	2	17	17	3	0	39
MAPPA 3	0	0	0	0	0	0
Total	428	299	60	3	1	791

Table 12: Sexual/Indecent Assault RSOs 'In the Community', by MAPPA Level & Risk

Of the 791 RSOs managed in the community, **95%** were managed at MAPPA **Level 1** and **5%** at MAPPA **Level 2**.

54% were assessed as **Low** risk.

38% were assessed as **Medium** risk.

8% assessed as **High** or **Very High** risk.

Note: MAPPA and risk levels are only provided for RSOs 'In the Community' as these offenders are actively managed and assessed. MAPPA and risk levels are current.

Sexual/Indecent Assault has the greatest number of RSOs assessed as High/Very High risk and managed at MAPPA Level 2 than any of the other Index Offence Groupings.

Duration of Notification Requirements

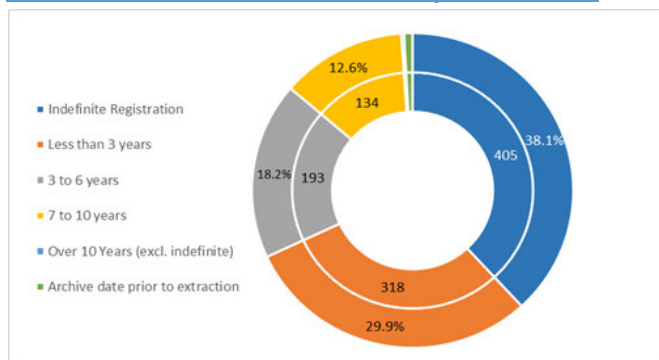
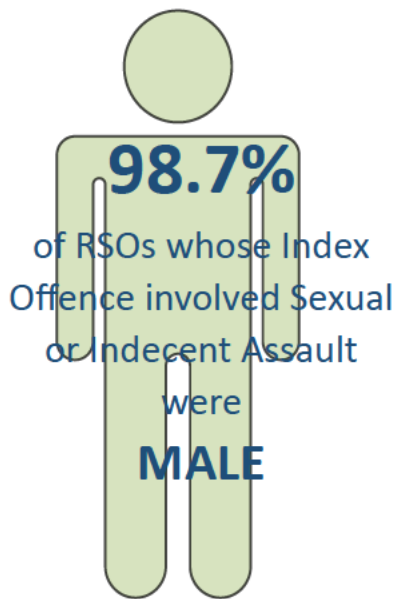


Figure 28: Sexual/Indecent Assault RSOs , by Duration of Notification Requirements

38.1% of offenders are subject of the notification requirements for an **indefinite period**. This is less than the 53% for the overall RSO population.

29.9% are subject of the notification requirements for **less than 3 years**.

Offender Demographics



At time of data extraction, of the males RSOs:

60.4% were aged **25 to 54 years**.

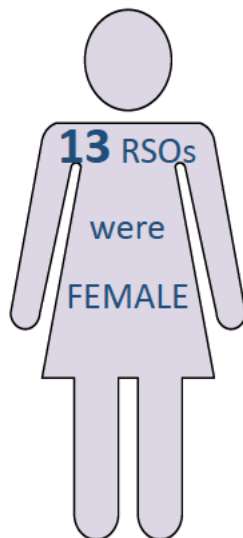
Highest proportion (**20.3%**) aged **45 to 54 years**

11.3% aged **65 years or older**.

8 offenders aged **under 18 years**.

Of the 652 offenders with a marital status recorded, **54%**

(n=353) had a status of **single** recorded.



- **13 females convicted of Sexual or Indecent Assault offences, making this the most prevalent index offence grouping for females.**
- **Most common offences involved penetrative Sexual Assault, predominantly against children.**
- **4 were single, 4 did not have a marital status recorded and the remaining 5 were recorded as married, separated (2), living with partner or divorced**
- **9 aged between 25–54 years, 3 aged 18-24 years and one aged 65-74 years.**
- **6 sentenced to imprisonment, 6 received a Community Disposal and one did not have a disposal recorded.**
- **11 were recorded as being 'In the Community' and 2 were held 'In Custody'**

82.3% whose Index Offence involved
Sexual Assault or Indecent Assault were
UK Citizens.



31 RSOs were recorded as **DEPORTED** on 7 March 2018

Sexual & Indecent Assault was the most prevalent index offence grouping for Foreign National RSOs with the greatest diversity of nationalities than any other grouping.

Figure 29 depicts the age range of RSOs at time of conviction for their index offence of Sexual/ Indecent Assault. The most common age group was '25 to 34 years' accounting for nearly a quarter (24.3%, n=258) of offenders.

2.8% (n=30) were under the age of 18 years at time of conviction and 7.5% (n=80) were aged 65 years+.

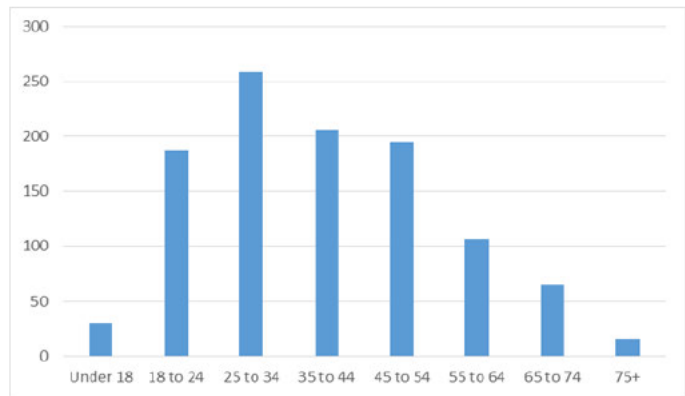


Figure 29: Sexual / Indecent Assault RSOs - Age at Conviction

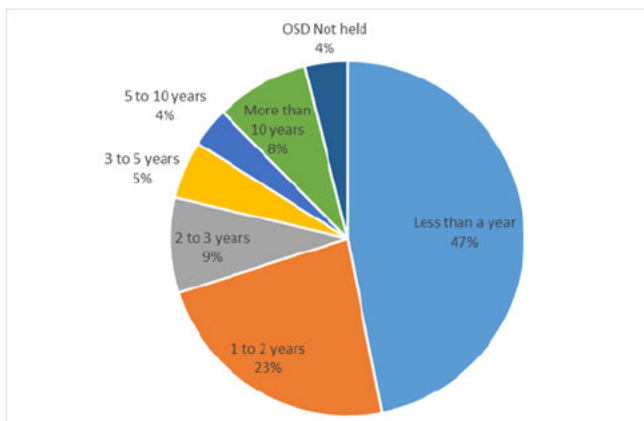
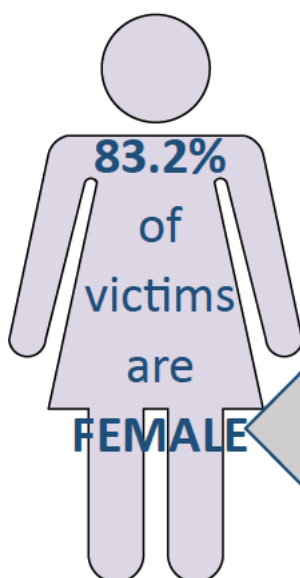


Figure 30: Sexual / Indecent Assault Index Offences - Duration between Offence Start Date and Conviction.

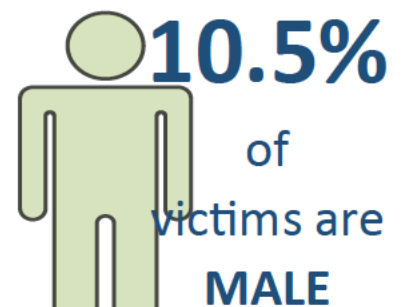
More than two thirds (70%) of index offences involving Sexual & Indecent Assault secured a conviction within 2 years of the offence start date.

This is significantly higher when compared with the other index offence groupings.

Victim Demographics



- 884 Index Offences of Sexual/Indecent Assault involving females.
- 18.9% aged 12 years and under.
- 14.9% aged 13 to 15 years.
- 11.2% aged 16 to 17 years.
- 52.5% (n=464) aged 18 or over.



- 112 Index Offences of Sexual/Indecent Assault involving males.
- 40.2% aged 12 years and under.
- 25% aged 13 to 15 years.
- 9.8% aged 16 to 17 years.
- 20.5% (n=23) aged 18 years or over.

The majority (46.8%) of Sexual/Indecent Assault Offences involved victims aged 18 years or over, 36.7% involved victims aged under 16 years and 10.6% aged 16-17 years. Only 2.2% of victims were male aged over 18 years.

Communications Offences

The offences contained within this group relate specifically to all forms of indecent communications, be this written, verbal, audio or visual. With advances in technology, these offences are now mainly committed using the transfer of digital data or images, communicated either directly to a victim or by means of network, including social media. Victims can be of any age or gender.

At the time of data extraction there were **262 RSOs** whose Index Offence involved Communications Offences, this being **4.7%** of the total RSO population.

The legislation contravened by these index offences is as follows:

Legislation	Index Offence	%
Sexual Offences (Scotland) Act 2009	245	93.5%
Communications Act (Scotland) 2003	9	3.4%
Communications Act 2003	8	3.1%
Total	262	100%

Table 13: Legislation applied to Communications Index Offences

The highest volume index offence types include:

- *Send sexual communication to another without consent (n=87; 33.2%).*
- *Send a sexual communication to an older child (n=79; 30.2%).*
- *Send a sexual communication at a child under 13 (n=33; 12.6%).*
- *Cause an older child to see or hear an indecent communication (n=8; 3.1%)*

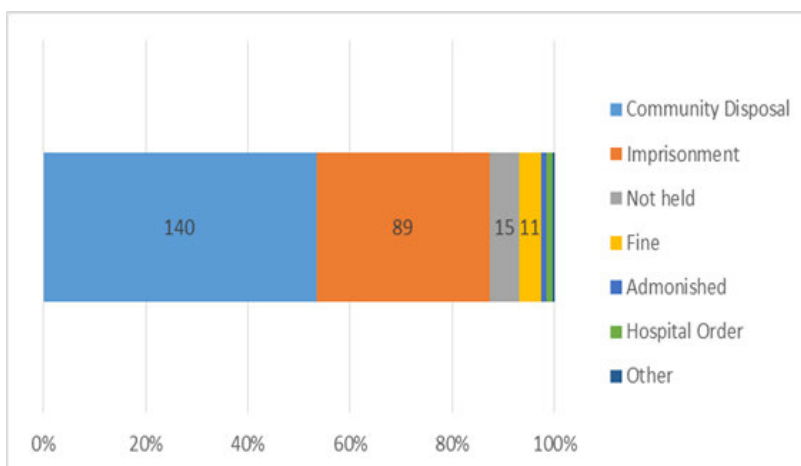


Figure 31: Communications Index Offences by Sentence Type

53.4% of all RSOs convicted of an index offence for Communications Offences received a **Community Disposal**.

33.9% received a sentence of **imprisonment**.

Those receiving a Community Disposal is more than double that of the RSO population as a whole (22.6%) but less than half when comparing those receiving a sentence of imprisonment (70%).

MAPPA Areas

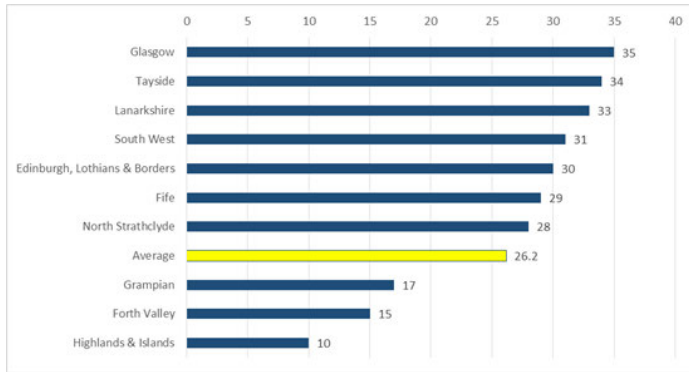


Figure 32: Communications RSOs within MAPPA Areas

82.8% (n=217) of RSOs are being managed in the **community** and **14.1%** are in **custody**.

The number of RSOs 'In the Community' is higher when comparing with the RSO population as a whole (72.6%) and lower for those 'In Custody' (22.6%).

RSO Status

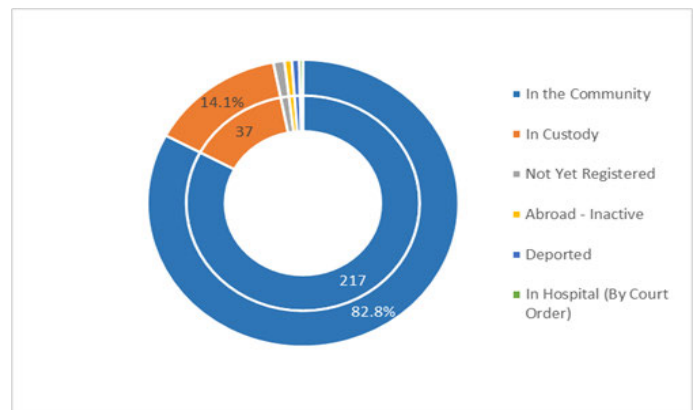


Figure 33: Communications RSOs by ViSOR Status

MAPPA Levels & Risk

Level	Low	Medium	High	Very High	Not Assessed	Total
MAPPA 1	90	100	12	2	1	205
MAPPA 2	0	4	7	1	0	12
MAPPA 3	0	0	0	0	0	0
Total	90	104	19	3	1	217

Table 14: Communications RSOs by MAPPA Level & Risk

Of the 217 RSOs managed in the community, **94.5%** were managed at MAPPA **Level 1** and **5.5%** at MAPPA **Level 2**.

41.5% were assessed as **Low** risk.

48.4% were assessed as **Medium** risk.

10.1% assessed as **High** or **Very High** risk.

Note: MAPPA and risk levels are only provided for RSOs 'In the Community' as these offenders are actively managed and assessed. MAPPA and risk levels are current.

Duration of Notification Requirements

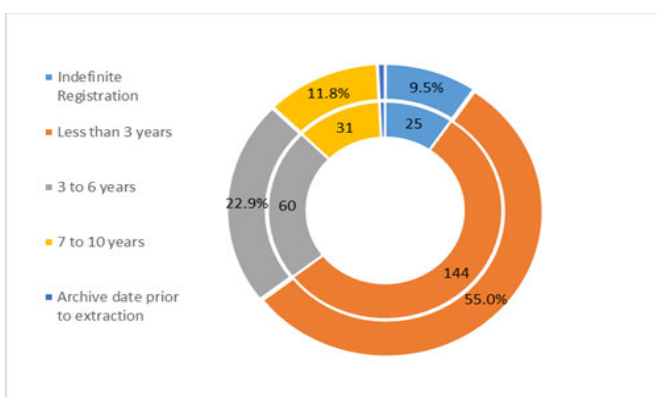
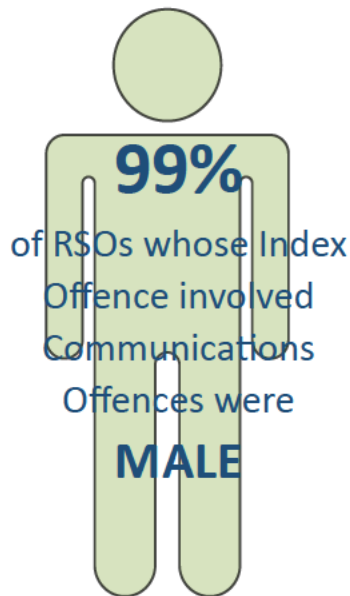


Figure 34: Communications RSOs by Registration Duration

55% of offenders are subject of the notification requirements for **less than 3 years**.

9.5% of offenders are subject of the notification requirements for an **indefinite period**. This is significantly less when compared with the percentage for the RSO population as a whole (**53%**).

Offender Demographics



At time of data extraction, of the males RSOs:

50.6% were aged **18 to 34 years**.

Highest proportion (**29.7%**) aged **25 to 34** years

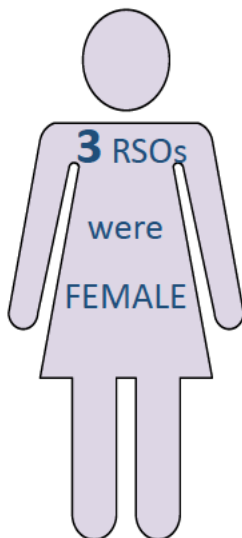
36.3% were aged **35 to 54 years**.

13.1% aged **55 years or older**.

1 offender aged **under 18 years**.

Of the 157 offenders with a marital status recorded, **69.5%**

(n=107) had a status of **single** recorded.



- 3 females convicted of Communications offences including sending offensive/indecent communications, coerce a person to look at sexual image and communicating indecently and intentionally send to or direct a sexual communication to an older child.
- 2 were single and 1 was married.
- The 3 offenders were aged, 24, 27 and 44 years.
- 1 sentenced to imprisonment and 2 received a Community Disposal.
- 2 were recorded as being 'In the Community' and 1 was 'In Custody'.
- All 3 were UK citizens.
- One victim was an adult female, one a girl under 16 years and no data was held on the third victim.



2 RSOs were recorded as **DEPORTED** on 7 March 2018

Figure 35 depicts the age range of RSOs at time of conviction for their Communications index offence. The **most common** age group was '25 to 34 years' accounting for nearly **29.8%** of offenders.

Offenders have generally been younger, predominantly between 18 and 44 years, accounting for 73.3% of offenders.

21.5% (n=4) were under the age of 18 years at time of conviction and 3.4% (n=9) were aged 65 years+.

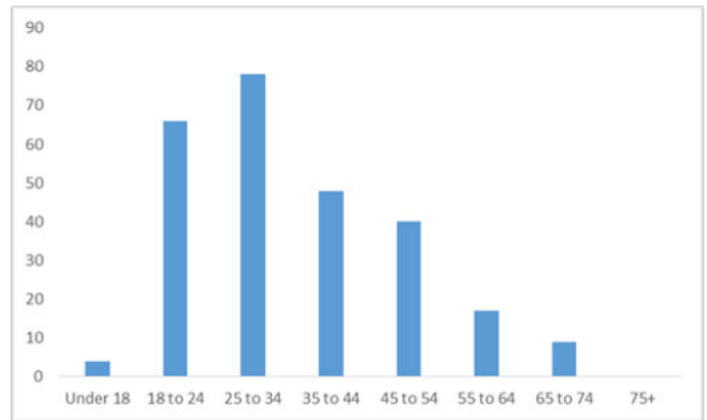


Figure 35: Communications Offence RSOs - Age at Conviction

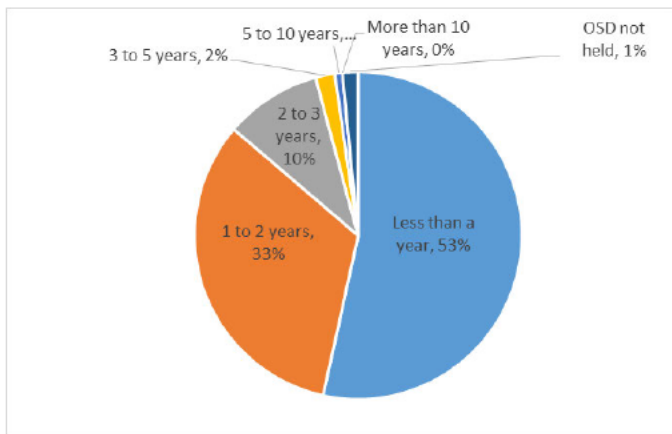
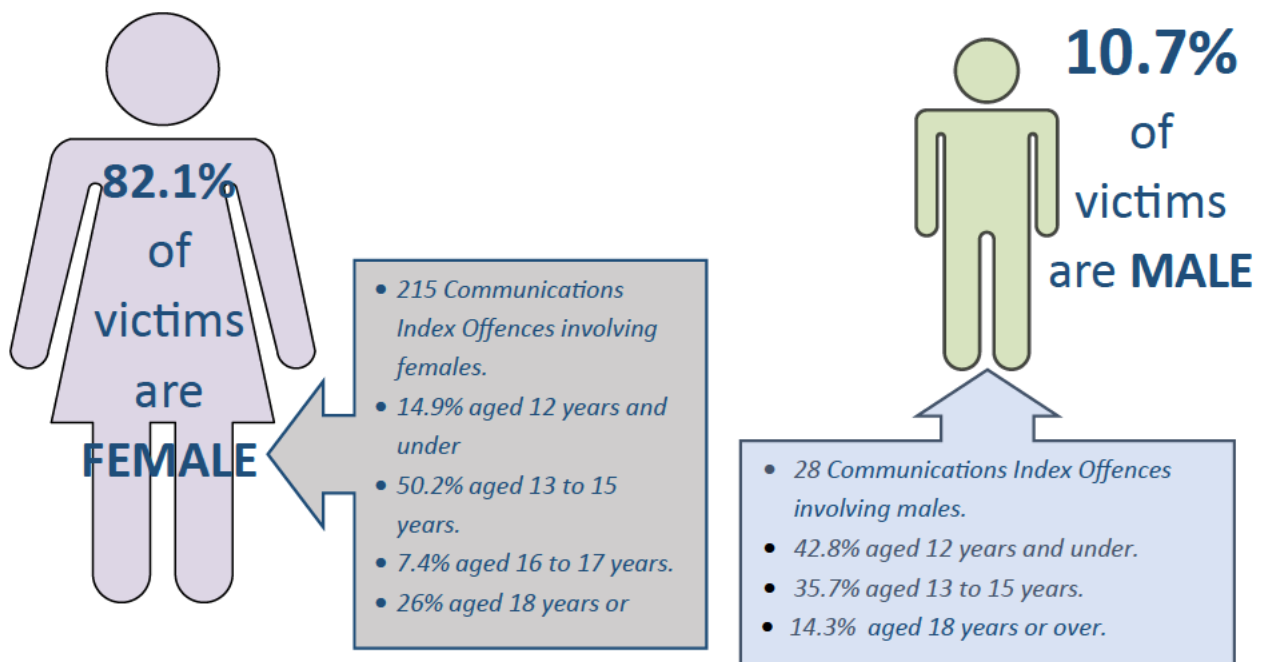


Figure 36: Communications Offence - Duration between Offence Start Date and Conviction.

53% of Communications Index Offences secured a conviction **within a year** of the offence start date and a total of **86%** within 2 years.

This is significantly higher when compared with the other index offence groupings.

Victim Demographics



Children aged between **13 and 15 years** were the most common victims of **sexual communications** offences.

Breach of the Peace

The offences contained within this group relate specifically to Breach of the Peace, whether this be a crime at common law or a statutory offence under Section 38, Criminal Justice and Licensing (Scotland) Act 2010. Breach of the Peace is constituted by one or more persons conducting themselves in a riotous or disorderly manner, where the conduct is severe enough to cause significant fear or alarm to ordinary people and threaten serious disturbance to the community. In respect of those offenders convicted of a Breach of the Peace and becoming Registered Sex Offenders, there must have been a significant sexual element to their conduct. A conviction for Breach of the Peace does not automatically impose the Sex Offender Notification Requirements, for this to occur, a Sheriff must apply Paragraph 60, Schedule 3, Sexual Offences Act 2003. To utilise this the Sheriff must make the decision that there is a '**significant sexual aspect**' to the offenders behaviour.

At the time of data extraction there were **126 RSOs** whose Index Offence involved Breach of the Peace Offences, this being **2.3%** of the total RSO population.

The legislation contravened by these index offences is as follows:

Legislation	Index Offences	%
Common Law (Scotland)	73	57.9%
Criminal Justice and Licensing (Scotland) Act 2010	52	41.3%
Common Law	1	0.8%
Total	126	100%

Table 15: Legislation Applied to Breach of the Peace Index Offences

The Index Offence types include:

- *Behave in a threatening or abusive manner likely to cause a reasonable person to suffer fear or alarm (n=52; 41.3%).*
- *Breach of the Peace (n=40; 31.7%).*
- *Breach of the Peace (indecenty) (n=29; 23%).*
- *Breach of Peace or conduct likely to cause Breach of Peace (n=5; 4%).*

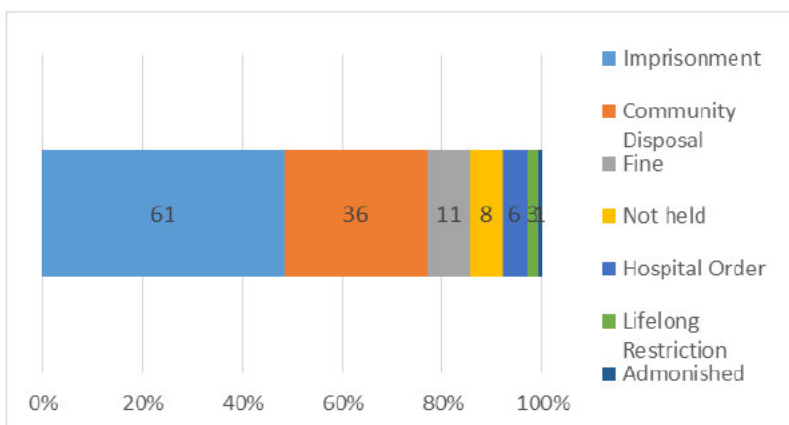


Figure 37: Breach of the Peace Index Offences by Sentence Type

48.4% of all RSOs convicted of an index offence for Breach of the Peace received a sentence of **imprisonment**.

28.6% received a **Community Disposal**.

MAPPA Areas



Figure 38: Breach of the Peace RSOs within MAPPA Areas

Within each MAPPA area the percentage of RSOs with an index offence for Breach of the Peace ranged from **0.9% to 5.1%**.

Forth Valley (5.1%) and **Highlands & Islands** (2.7%) had the **highest** percentages of all the areas and **Fife** (0.9%) and **Edinburgh, Lothian & Borders** (1.3%) the **lowest**.

RSO Status

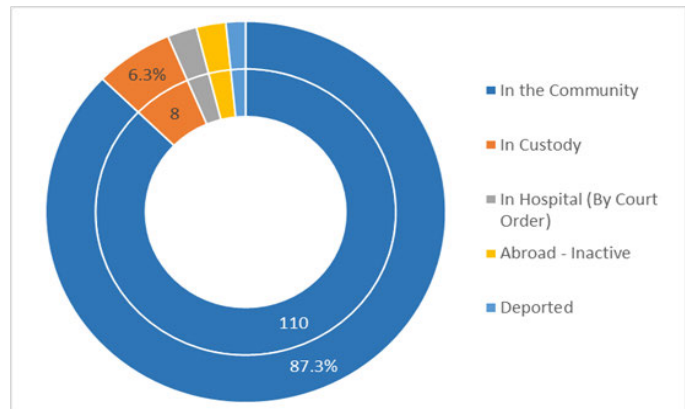


Figure 39: Breach of the Peace RSOs by ViSOR Status

87.3% (n=110) of RSOs are being managed in the **community** and **6.3%** are in **custody**.

The number of RSOs 'In the Community' is higher when comparing with the RSO population as a whole (72.6%) and lower for those 'In Custody' (22.6%).

MAPPA Levels & Risk

Level	Low	Medium	High	Total
MAPPA 1	57	40	9	106
MAPPA 2	1	1	2	4
MAPPA 3				
Total	58	41	11	110

Table 16: Breach of the Peace RSOs by MAPPA Level & Risk

Of the 110 RSOs managed in the community, **96.4%** were managed at MAPPA **Level 1** and **3.6%** at MAPPA **Level 2**.

52.7% were assessed as **Low** risk.

37.3% were assessed as **Medium** risk.

10% were assessed as **High** risk.

Note: MAPPA and risk levels are only provided for RSOs 'In the Community' as these offenders are actively managed and assessed. MAPPA and risk levels are current.

Duration of Notification Requirements

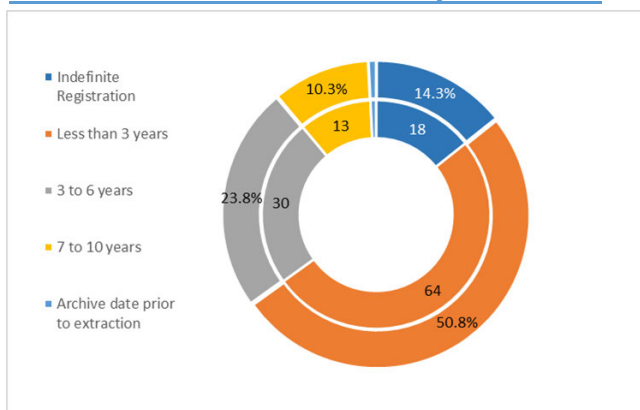
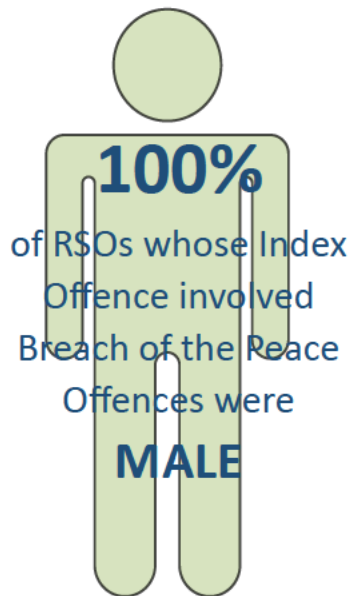


Figure 40: Breach of the Peace RSOs by Registration Duration

50.8% of offenders are subject of the notification requirements for **less than 3 years**.

14.3% of offenders are subject of the notification requirements for an **indefinite period**. This is significantly less when compared with the percentage for the RSO population as a whole (**53%**).

Offender Demographics



At time of data extraction:

65.1% were aged **25 to 54 years**.

Highest proportion (**28%**) aged **25 to 34 years**

24.6% were aged **55 to 74 years**.

3.9% aged **75 years or older**.

No offenders aged **under 18 years**.

Of the 84 offenders with a marital status recorded, **60.7%**

(n=51) had a status of **single** recorded.



2 RSOs were recorded as **DEPORTED** on 7 March 2018

Figure 41 depicts the age range of RSOs at time of conviction for their Breach of the Peace index offence. The **most common** age group was '**25 to 34 years**' accounting for nearly **23%** of offenders.

Offenders have generally been younger, predominantly between 18 and 44 years, accounting for 63.5% (n=80) of offenders.

12.7% (n=16) were under the age of 18 years at time of conviction and 4% (n=5) were aged 65 years+.

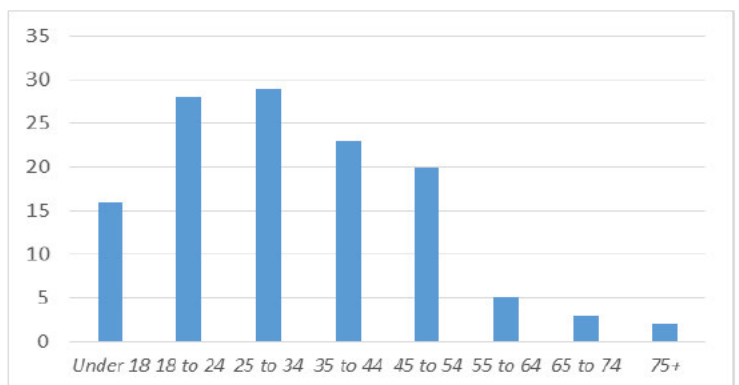


Figure 41: Communications Offence RSOs - Age at Conviction

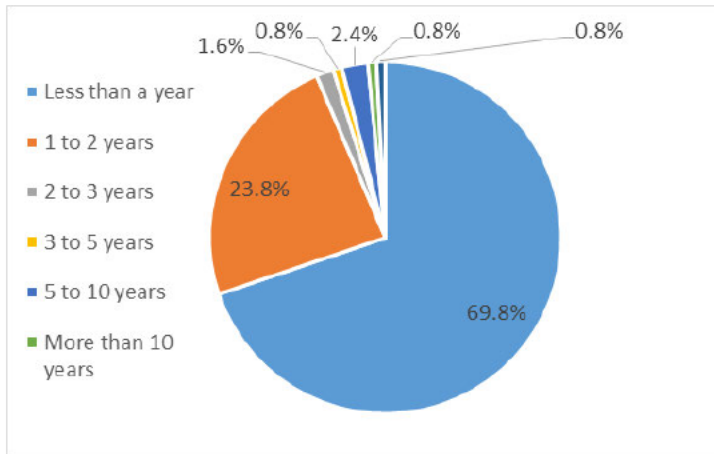
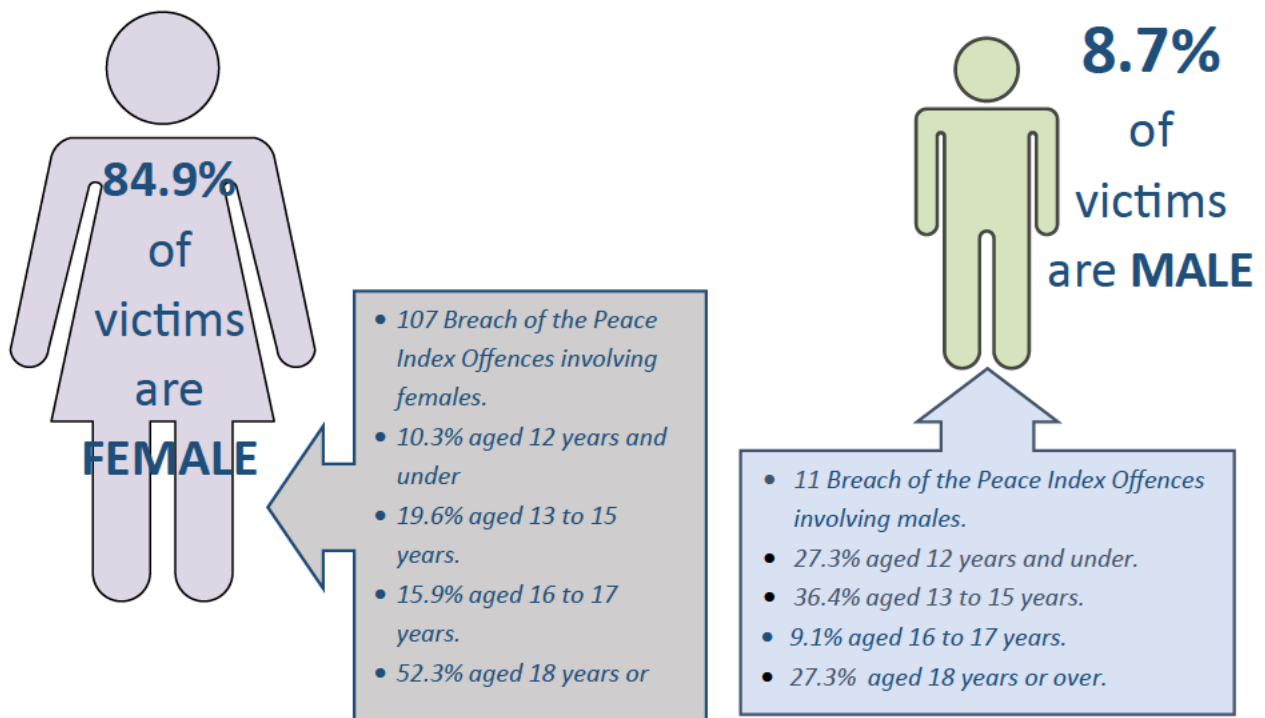


Figure 42: Communications Offence - Duration between Offence Start Date and Conviction.

69.8% of Breach of the Peace Index Offences secured a conviction **within a year** of the offence start date and a total of **93.6%** within 2 years.

This is significantly higher when compared with the other index offence groupings.

Victim Demographics



Females aged over **18 years** and **boys** aged **13 to 15 years** were the most common victims of **Breach of the Peace** offences.

Assault and Violence with Sexual Element

The offences contained within this group relate specifically to violent crimes with a sexual element which are predominately common law crimes. A conviction for these crimes does not automatically impose the Sex Offender Notification Requirements, for this to occur, a Sheriff must apply Paragraph 60, Schedule 3, Sexual Offences Act 2003. To utilise this the Sheriff must make the decision that there is a 'significant sexual aspect' to the offenders behaviour.

At the time of data extraction there were **108 RSOs** whose Index Offence involved Assault and Violence with a Sexual Element, this being **1.9%** of the total RSO population.

The Index Offences recorded were as follows:

Offences	No of index Offences	%
Assault	81	75.0%
Assault to injury	5	4.6%
Murder	5	4.6%
Murder (victim one year old or over)	4	3.7%
Assault and Robbery	2	1.9%
Assault to injury and danger of life	1	0.9%
Assault to injury and Robbery	1	0.9%
Assault to severe injury permanent disfigurement and attempted Murder	1	0.9%
Assault to severe injury permanent disfigurement danger of life	1	0.9%
attempted Murder	1	0.9%
Attempted Murder	1	0.9%
Culpable Homicide	1	0.9%
Serious assault	1	0.9%
Assault to severe injury danger of life and attempted Murder	1	0.9%
Assault to severe injury	1	0.9%
Abduction and Assault to injury	1	0.9%
Assault to severe injury and permanent disfigurement	1	0.9%
Total	108	100%

Table 17: Assault & Violence with Sexual Element Index Offences

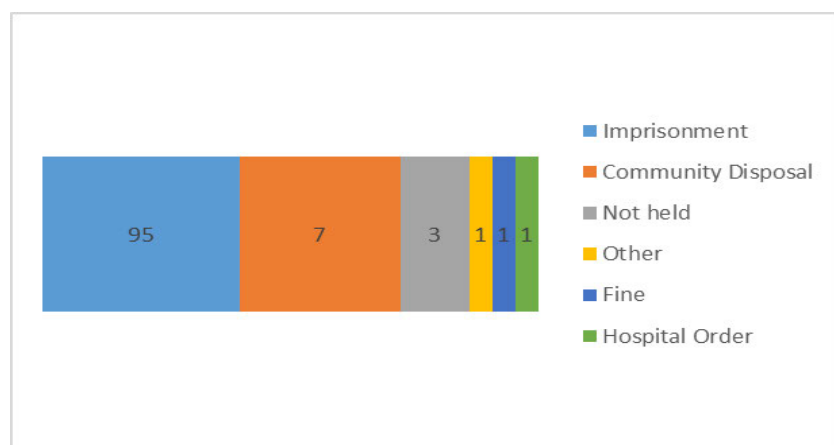


Figure 43: Assault & Violence Index Offences by Sentence Type

87.9% of all RSOs convicted of an index offence for Assault & Violence with a Sexual Element received a sentence of **imprisonment**.

6.5% received a **Community Disposal**.

MAPPA Areas

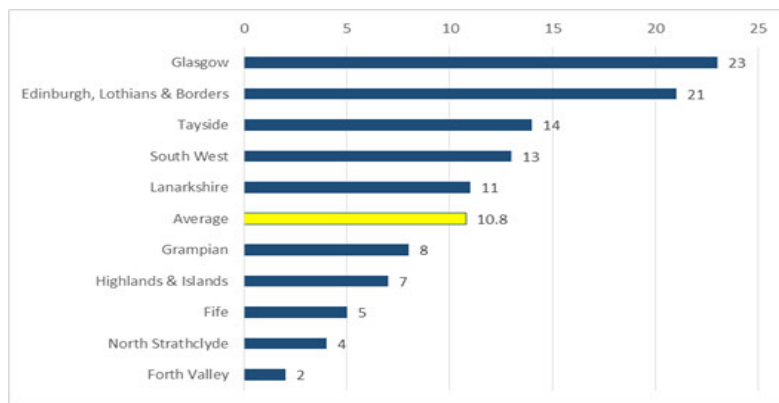


Figure 44: Assault & Violence Index Offending RSOs within MAPPA Areas

Within each MAPPA area the percentage of RSOs with an index offence for Assault & Violence ranged from **0.7% to 2.9%**.

Glasgow (2.9%) and **Highlands & Islands** (2.4%) had the **highest** percentages of all the areas and **Forth Valley** (0.7%) and **North Strathclyde** (0.8%) the **lowest**.

RSO Status

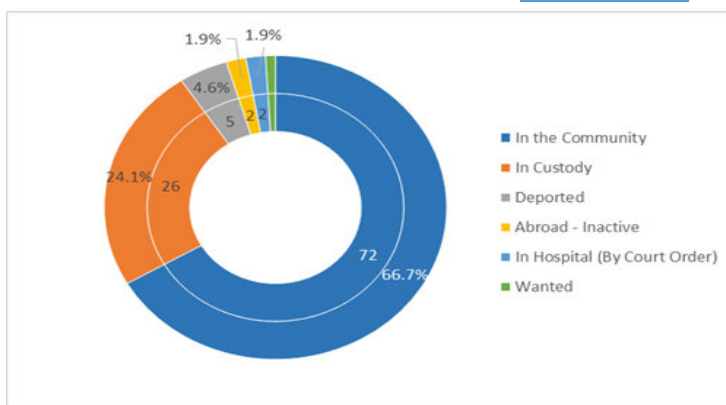


Figure 45: Assault & Violence Index Offending RSOs by ViSOR Status

66.7% (n=72) of RSOs are being managed in the **community** and **24.1%** are in **custody**.

While the number in the community may appear higher than expected given the nature of this offence group, it should be noted three quarters of the group were convicted of Assault with a sexual element.

MAPPA Levels & Risk

MAPPA Level	Low	Medium	High	Very High	Total
MAPPA 1	41	23	5		69
MAPPA 2			2	1	3
MAPPA 3					0
Total	41	23	7	1	72

Table 18: Assault & Violence RSOs by MAPPA Level & Risk

Of the 72 RSOs managed in the community, **95.8%** were managed at MAPPA **Level 1** and **4.2%** at MAPPA **Level 2**.

56.9% were assessed as **Low** risk.

31.9% were assessed as **Medium** risk.

11.1% were assessed as **High** risk.

Note: MAPPA and risk levels are only provided for RSOs 'In the Community' as these offenders are actively managed and assessed. MAPPA and risk levels are current.

Duration of Notification Requirements

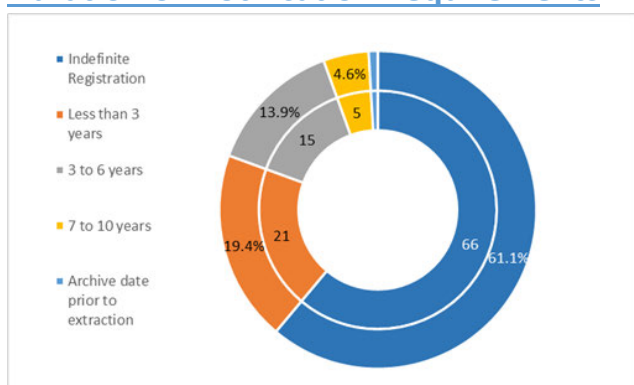


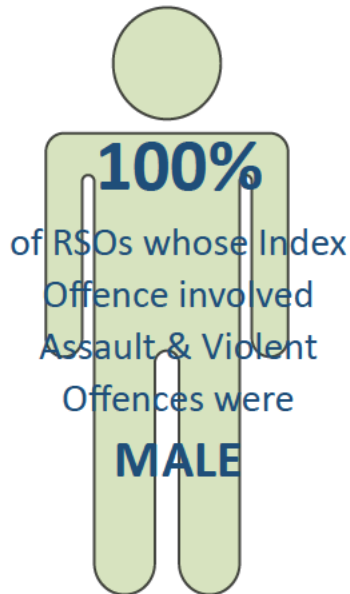
Figure 46: Assault & Violence RSOs by Registration Duration

61.1% of offenders are subject of the notification requirements for an **indefinite period**.

18.5% of offenders are subject of the notification requirements for **3 to 10 years**.

19.4% of offenders are subject of the notification requirements for **less than 3 years**.

Offender Demographics



At time of data extraction:

73.1% were aged **25 to 54 years**.

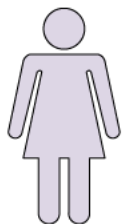
Highest proportion (**26.8%**) aged **35 to 44 years**

20.4% were aged **55 to 74 years**.

1 offender aged **under 18 years**.

Of the 82 offenders with a marital status recorded, **64.6%**

(n=53) had a status of **single** recorded.



No offenders
were female



9 were foreign national RSOs from
8 different countries.



5 RSOs were recorded as **DEPORTED** on 7 March 2018

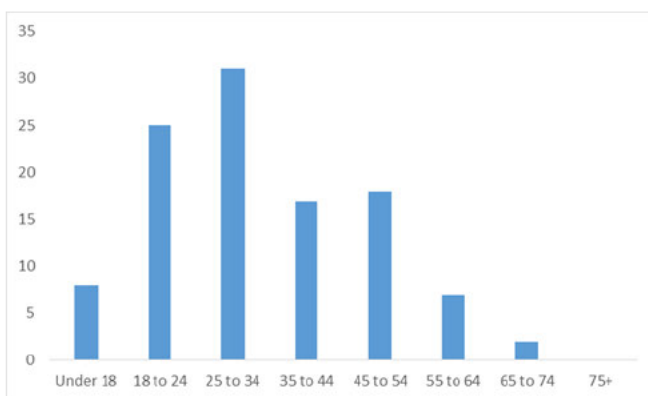
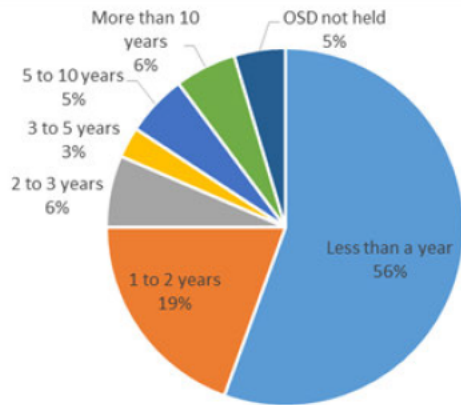


Figure 47: Assault & Violence RSOs - Age at Conviction

Figure 47 depicts the age range of RSOs at time of conviction for their Assault & Violent index offence. The **most common** age group was '25 to 34 years' accounting for nearly **28.7%** of offenders.

Offenders have generally been **younger**, predominantly **under 18 to 34 years**, accounting for 59.2% (n=64) of offenders.

7.4% (n=8) were under the age of 18 years at time of conviction and **8.4%** (n=9) were aged 55 years+.



56% of Assault & Violent Index Offences secured a conviction **within a year** of the offence start date and a total of 75% within 2 years.

5.6% (n=6) of offences took more than 10 years to result in a conviction.

Figure 48: Assault & Violence Indexed Offences - Duration between Offence Start Date and Conviction.

Victim Demographics



- 93 Assault and Violence Index Offences involving females.
- 5.4% aged 12 years and under
- 6.5% aged 13 to 15 years.
- 15% aged 16 to 17 years.
- 72% aged 18 years or over



- 11 Assault and Violent Index Offences involving males.
- 3 victims aged 12 years and under.
- 3 victims aged 13 to 15 years
- 2 victims aged 16 to 17 years.
- 3 victims aged 18 years or over .

Women aged **18 years or over** were the most common victims of **Assault or Violence with a Sexual Element** index offences.

Exposure

The offences contained within this group relate specifically to individuals exposing their private parts to others for the purposes of sexual gratification, or to cause humiliation, distress or alarm. These may be a crime at common law or a statutory offence. The Sexual Offences (Scotland) Act 2009 makes provision for these crimes to be classified by the age of the victim. Exposure offences may take place in public or private spaces and may be directed at persons of any gender. It should be noted that for some Exposure offences and Public Indecency, certain criteria such as the age of those present, sentence imposed and presence of a significant sexual aspect must be met before an individual is made subject of the Sex Offender Notification Requirements and becomes a Registered Sex Offender.

At the time of data extraction there were **104 RSOs** whose Index Offence involved Exposure Offences, this being **1.9%** of the total RSO population.

Index offences pertaining to exposure offences are:

Offences	Nos of Index	%
Public indecency (replaces shameless indecency and indecent exposure).	29	27.9%
Intentionally expose genitals for another to see without their consent	19	18.3%
Shameless indecency	18	17.3%
Intentionally expose genitals to an older child	10	9.6%
Intentionally expose genitals to a child under 13	10	9.6%
Exposure	7	6.7%
Intentionally expose genitals for a person under 18 to see without their consent	6	5.8%
Intentionally expose genitals for another to see without consent and coerce being present at	4	3.8%
Indecent exposure	1	1.0%
Total	104	100%

Legislation which applies to the offences opposite:

- *Sexual Offences (Scotland) Act 2009* (n=49; 47.1%)
- *Common Law (Scotland)* (n=48; 46.2%)
- *Sexual Offences Act 2003* (n=7; 6.7%)

Table 19: Exposure Index Offences

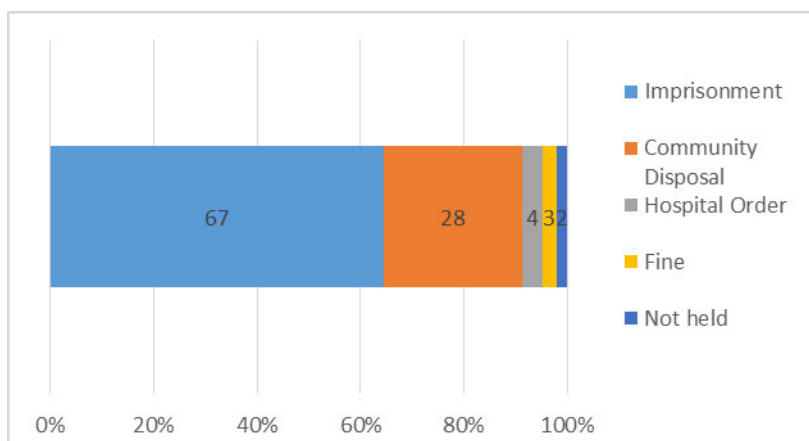


Figure 49: Exposure Index Offences by Sentence Type

64.4% of all RSOs convicted of an index offence for Exposure received a sentence of **imprisonment**. It should be noted that some Exposure offences require a disposal of imprisonment before the Sex Offender Notification Requirements are met. This may account for the higher than expected figure.

26.9% received a **Community Disposal**.

MAPPA Areas

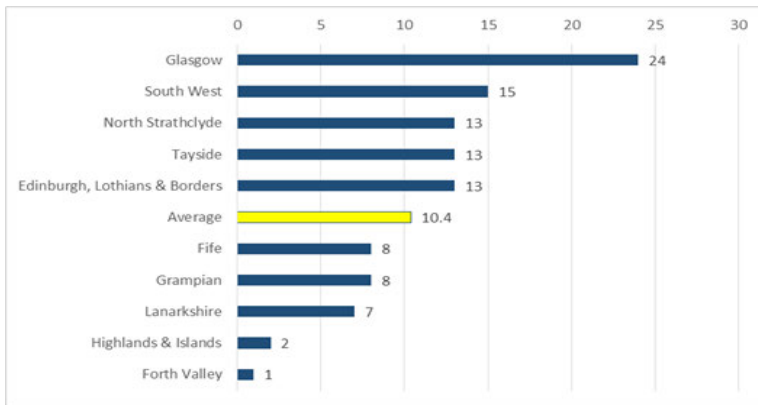


Figure 50: Exposure Index Offending RSOs within MAPPA Areas

Within each MAPPA area the percentage of RSOs with an index offence for Exposure ranged from **0.4% to 3.0%**.

Glasgow (3.0%), **North Strathclyde** (2.6%) and **Tayside** (2.5%) had the **highest** percentages of all the areas and **Forth Valley** (0.4%) and **Highlands & Islands** (0.6%) the **lowest**.

RSO Status

75% (n=78) of RSOs are being managed in the **community** and **16.3%** are in **custody**.

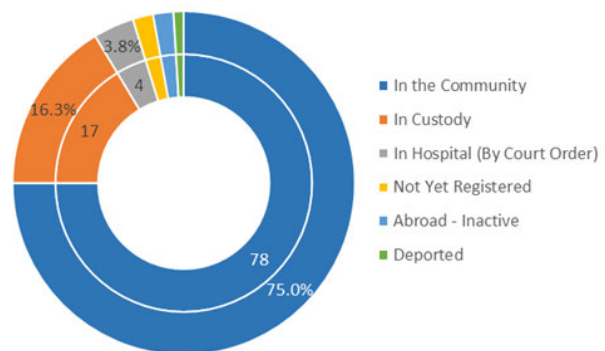


Figure 51: Exposure Index Offending RSOs by ViSOR Status

MAPPA Levels & Risk

MAPPA Level	Low	Medium	High	Very High	Total
MAPPA 1	40	28	8		76
MAPPA 2		2			2
MAPPA 3					0
Total	40	30	8	0	78

Table 20: Exposure RSOs by MAPPA Level & Risk

Of the 78 RSOs managed in the community, **97.4%** were managed at MAPPA Level 1 and **2.6%** at MAPPA Level 2.

51.3% were assessed as **Low** risk.

38.5% were assessed as **Medium** risk.

10.2% were assessed as **High** risk.

Note: MAPPA and risk levels are only provided for RSOs 'In the Community' as these offenders are actively managed and assessed MAPPA and risk levels are current.

Duration of Notification Requirements

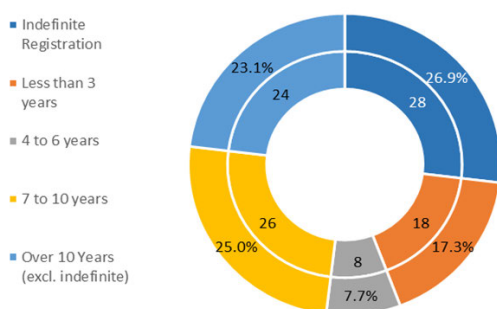


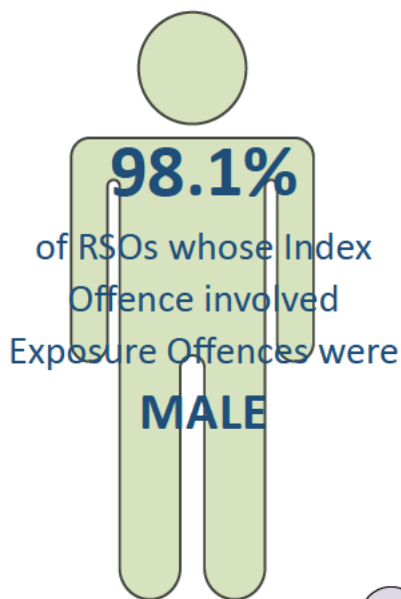
Figure 52: Exposure RSOs by Registration Duration

26.9% of offenders are subject of the notification requirements for an **indefinite period**. This is significantly less than the 53% for the overall RSO population.

32.7% of offenders are subject of the notification requirements for **4 to 10 years**.

17.3% of offenders are subject of the notification requirements for **less than 3 years**.

Offender Demographics



At time of data extraction, of the male RSOs:

38.2% were aged **35 to 54 years**.

Highest proportion (**29.4%**) aged **25 to 34 years**

25.5% aged **55 years or older**.

No offenders aged **under 18 years**.

Of the 76 offenders with a marital status recorded, **56.5%**

(n=43) had a status of **single** recorded.



1 RSO was recorded as **DEPORTED** on 7 March 2018

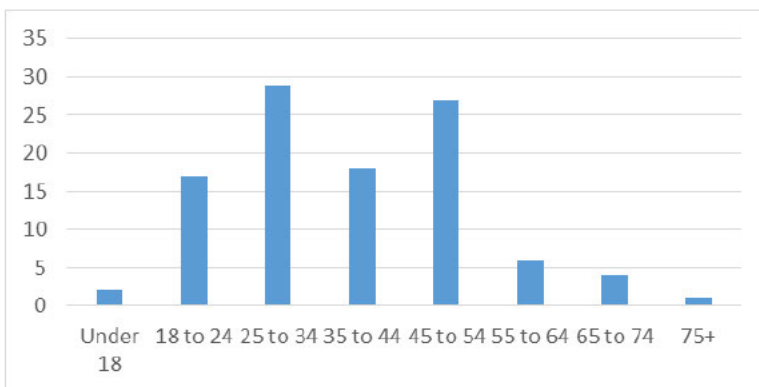


Figure 53: Exposure RSOs - Age at Conviction

Figure 53 depicts the age range of RSOs at time of conviction for their Exposure index offence. The **most common** age group was '**25 to 34 years**' accounting for nearly **27.9%** of offenders followed by the 45 to 54 age group with 26%.

1.9% (n=2) were under the age of 18 years at time of conviction and 10.6% (n=11) were aged 55 years+.

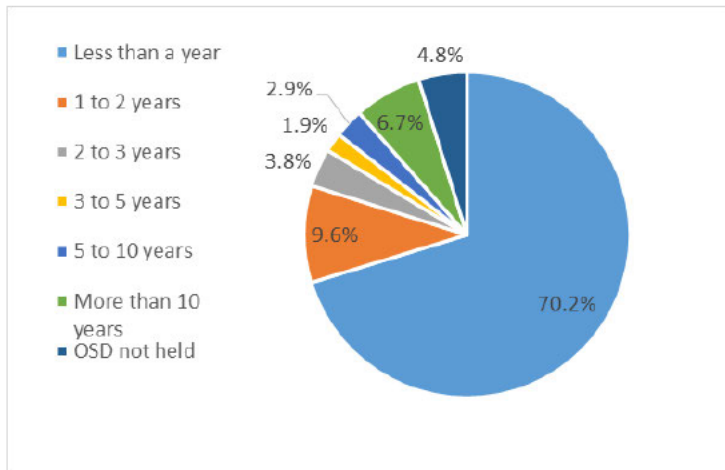
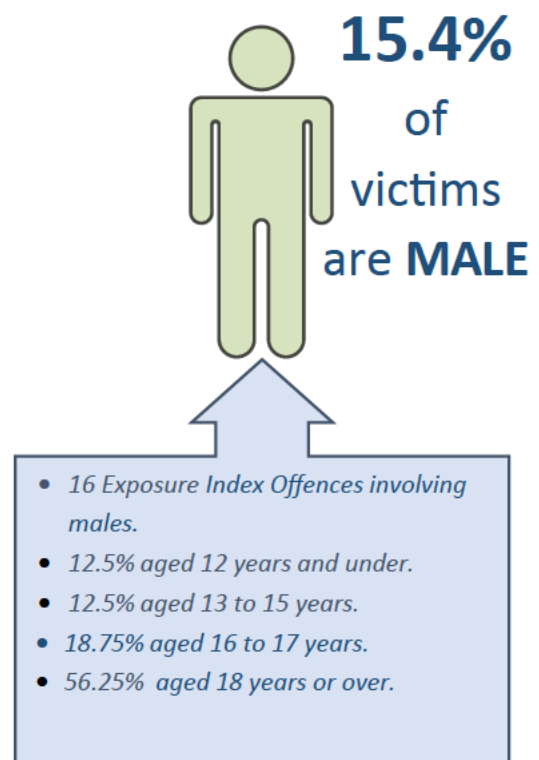
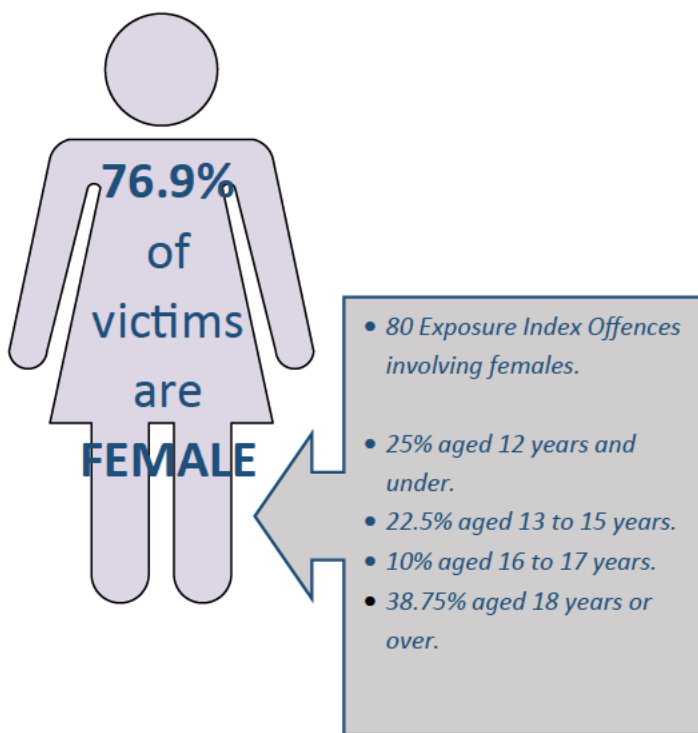


Figure 54: Exposure Indexed Offences - Duration between Offence Start Date and Conviction.

70.2% of Exposure Offences secured a conviction **within a year** of the offence start date and a total of 79.8% within 2 years.

6.7% (n=7) of offences took more than 10 years to result in a conviction.

Victim Demographics



The most common victims of **Exposure** index offences were male and females aged 18 years or over.

Grooming

Grooming is an offence whereby an individual engages with a child under the age of 16 and arranges or intends to meet them for the clear purpose of engaging in some form of unlawful sexual activity. The majority of offences are facilitated using digital media, including social networking sites and allows offenders to target multiple victims.

At the time of data extraction there were **30 RSOs** whose Index Offence involved Grooming Offences, this being **0.5%** of the total RSO population.

The legislation in respect of Grooming is:

Legislation	Index Offence	%
Protection of Children and Prevention of Sexual Offences (Scotland) Act 2005, Section 1.	20	66.7%
Sexual Offences Act 2003, Section 15.	10	33.3%
Total	30	100%

Table 21: Grooming Legislation

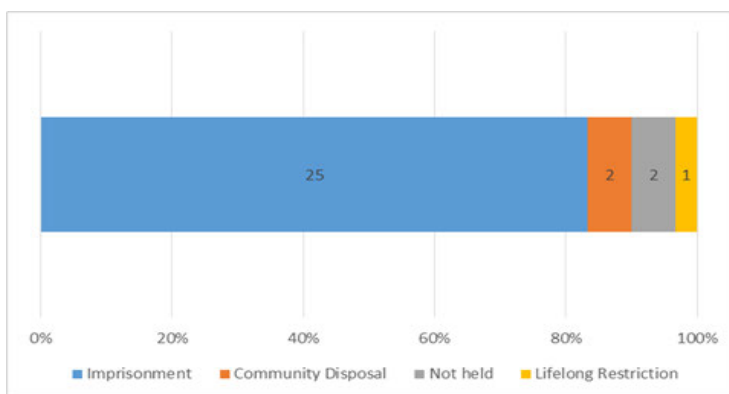


Figure 55: Grooming Index Offences by Sentence Type

83.3% of all RSOs convicted of an index offence for Grooming received a sentence of **imprisonment**. This is higher than the RSO population as a whole with 70% of all RSOs receiving a sentence of imprisonment in respect of their index offence.

6.6% received a **Community Disposal**.

MAPPA Areas

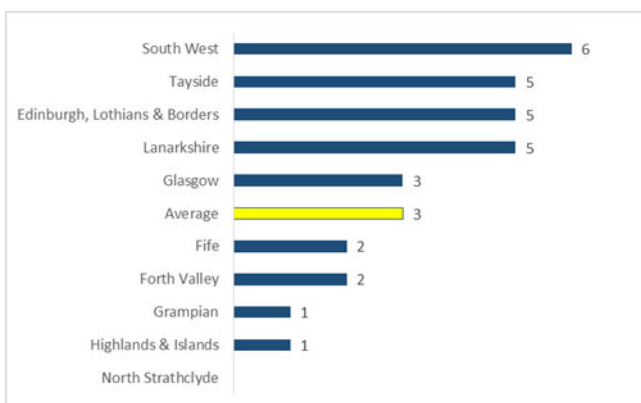


Figure 56: Grooming RSOs within MAPPA Areas

RSO Status

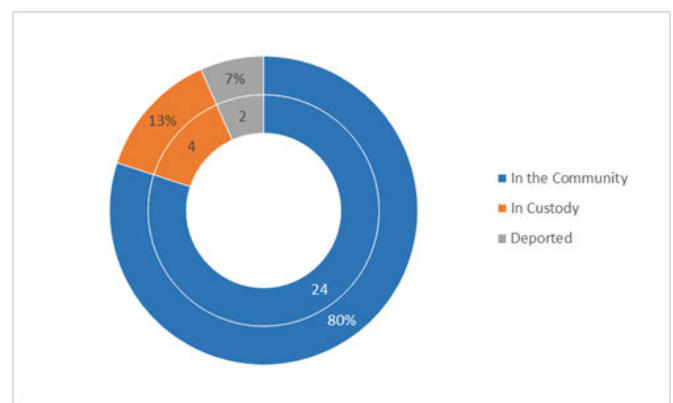


Figure 57: Grooming RSOs by ViSOR Status

Within each MAPPA area the percentage of RSOs with an index offence for Grooming ranged from **0% to 0.98%**. **Tayside** (0.98%) and **South West** (0.95%) had the **highest** percentages of all the areas and **North Strathclyde** had no offenders convicted of Grooming.

83.3% of offenders were sentenced to **imprisonment** but the majority have completed their sentence as only **13%** were recorded as being **in custody** and **80%** (n=24) were being managed in the **community**. The number of RSOs 'In the Community' is higher when comparing with the RSO population as a whole (72.6%) and lower for those 'In Custody' (22.6%).

MAPPA Levels & Risk

MAPPA Level	Low	Medium	High	Very High	Total
MAPPA 1	12	10			22
MAPPA 2		1	1		2
MAPPA 3					
Total	12	11	1	0	24

Table 22: Grooming RSOs by MAPPA Level & Risk

Of the 24 RSOs managed in the community, **91.6%** were managed at MAPPA Level 1 and **8.4%** at MAPPA Level 2.

50% were assessed as **Low** risk.

45.8% were assessed as **Medium** risk.

4.2% were assessed as **High** risk.

Note: MAPPA and risk levels are only provided for RSOs 'In the Community' as these offenders are actively managed and assessed. MAPPA and risk levels are current.

Duration of Notification Requirements

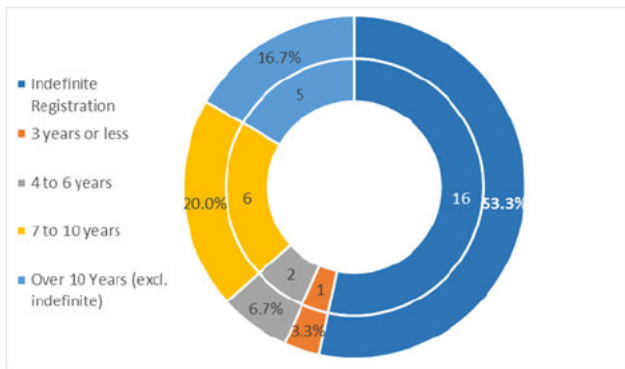


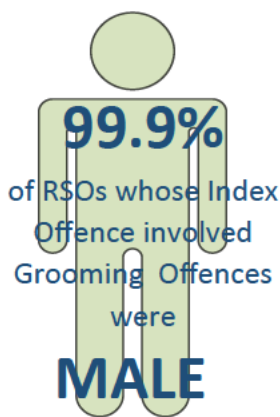
Figure 58: Grooming RSOs by Registration Duration

53% of offenders are subject of the notification requirements for an **indefinite period**.

27% of offenders are subject of the notification requirements for **4 to 10 years**.

3% of offenders are subject of the notification requirements for **less than 3 years**.

Offender Demographics



At time of data extraction, of the male RSOs:

73.3% were aged **25 to 54 years**.

Highest proportion (**30%**) aged **25 to 34 years**.

6.7% aged **65 years or older**.

No offenders aged **under 18 years**.

Ages ranged from **23 to 71 years**.

1 RSO described themselves as transgendered.
No offenders were female.

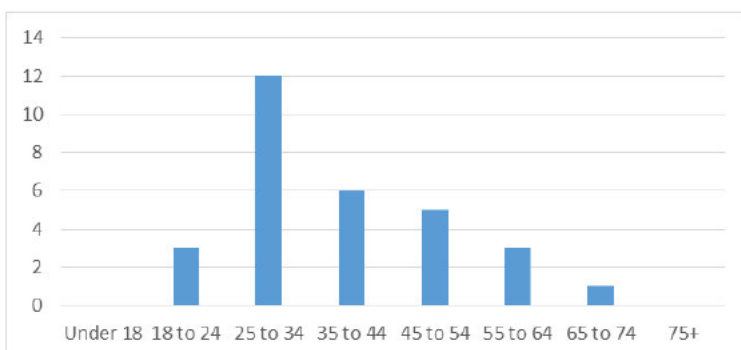
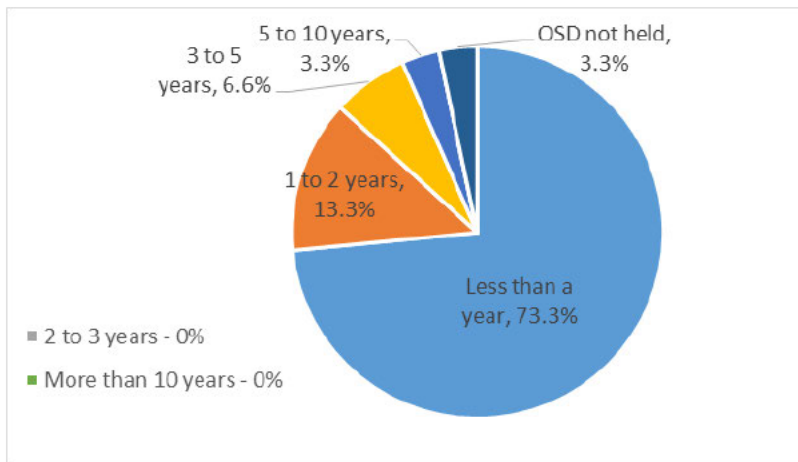


Figure 59: Grooming RSOs - Age at Conviction

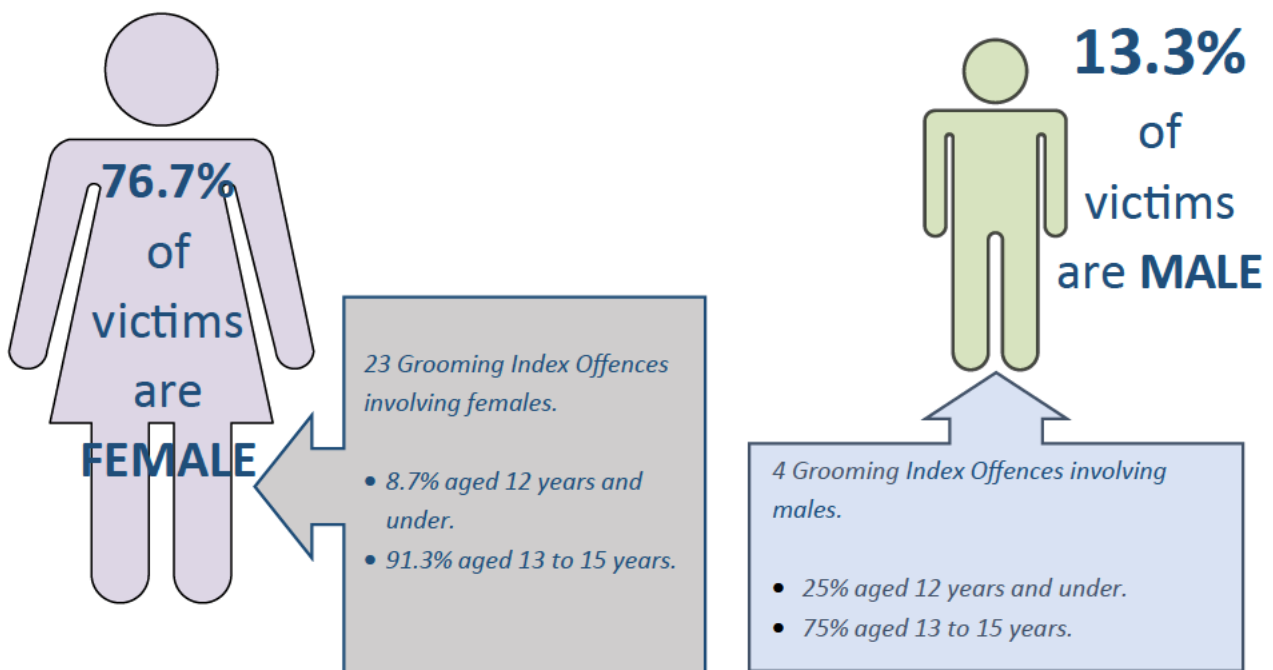
Figure 59 depicts the age range of RSOs at time of conviction for their Grooming index offence. The **most common** age group was '**25 to 34 years**' accounting for nearly 40% of offenders followed by the 35 to 44 age group with 20%.



73.3% of Grooming Offences secured a conviction **within a year** of the offence start date and a total of 86.6% within 2 years.

Figure 60: Grooming Indexed Offences - Duration between Offence Start Date (OSD) and Conviction.

Victim Demographics



The most common victims of **Grooming** index offences are **females** aged **13-15 years**.

Stalking

Stalking is defined as 'two or more behaviours towards a victim which cause, are intended to cause, or where the perpetrators behaviour is reckless as to whether it causes, the victim to suffer fear and alarm. Fear and alarm covers physical or psychological harm or apprehension or fear for the safety of the perceived victim or any person.

Stalking and Harassment can occur both within and out with domestic relationships e.g. between work colleagues, neighbours or strangers that have not formed any intimate relationships.

A conviction for these crimes does not automatically impose the Sex Offender Notification Requirements, for this to occur, a Sheriff must apply Paragraph 60, Schedule 3, Sexual Offences Act 2003. To utilise this the Sheriff must make the decision that there is a 'significant sexual aspect' to the offenders behaviour.

At the time of data extraction there were **26 RSOs** whose Index Offence involved Stalking, this being **0.5%** of the total RSO population.

The legislation in respect of Stalking is the Criminal Justice and Licensing (Scotland) Act 2010.

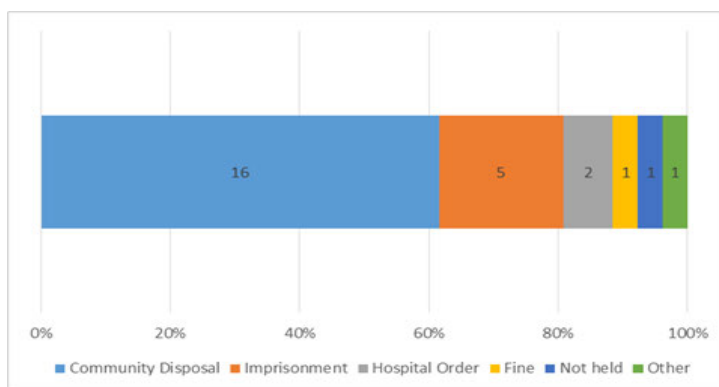


Figure 61: Stalking Index Offences by Sentence Type

61.5% of all RSOs convicted of an index offence for Stalking received a **Community Disposal**. This is significantly higher than the RSO population as a whole with 22.6% of all RSOs receiving a Community Disposal in respect of their index offence.

19.2% received a sentence of imprisonment.

MAPPA Areas

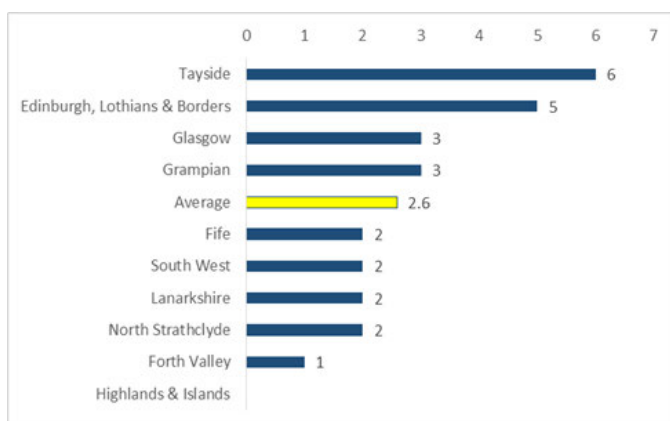


Figure 62: Stalking RSOs within MAPPA Areas

RSO Status

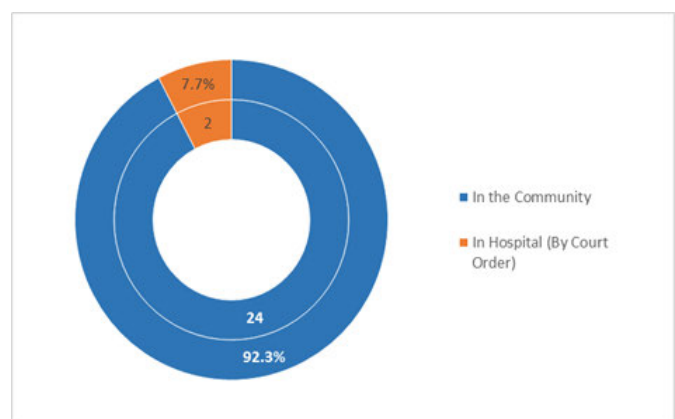


Figure 63: Stalking RSOs by ViSOR Status

Within each MAPPA area the percentage of RSOs with an index offence for Stalking ranged from **0% to 1.2%**. **Tayside** (1.2%) and **Grampian** (0.55%) had the **highest** percentages of all the areas and **Highlands & Islands** had no offenders convicted of Stalking.

92.3% (n=24) of RSOs are being managed in the **community** with the remaining **2** offenders (**7.7%**) being detained in **hospital**. The number of RSOs 'In the Community' is significantly higher when comparing with the RSO population as a whole (72.6%) and lower for those 'In Custody' (22.6%).

MAPPA Levels & Risk

MAPPA Level	Low	Medium	High	Very High	Total
MAPPA 1	11	9	4		24
MAPPA 2					
MAPPA 3					
Total	11	9	4		24

Table 23: Stalking RSOs by MAPPA Level & Risk

Of the 24 RSOs managed in the community, **all** were managed at MAPPA Level 1.

45.8% were assessed as **Low** risk.

37.5% were assessed as **Medium** risk.

16.6% were assessed as **High** risk.

Note: MAPPA and risk levels are only provided for RSOs 'In the Community' as these offenders are actively managed and assessed. MAPPA and risk levels are current.

The percentage of RSOs convicted of Stalking offences and assessed as High risk was greater than any of the other Index Offence types.

Duration of Notification Requirements

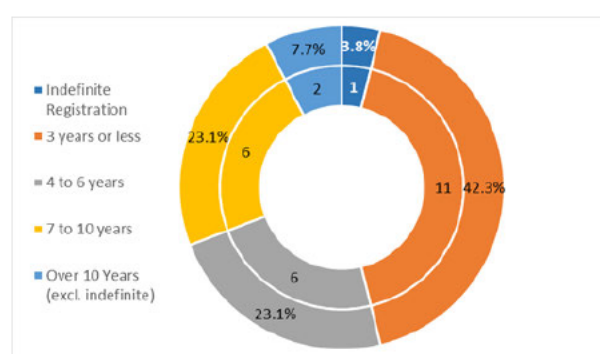


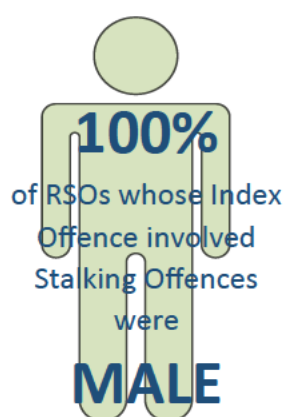
Figure 64: Stalking RSOs by Registration Duration

3.8% (n=1) of offenders are subject of the notification requirements for an **indefinite period**.

46.2% of offenders are subject of the notification requirements for **4 to 10 years**.

42.3 % of offenders are subject of the notification requirements for **less than 3 years**.

Offender Demographics



At time of data extraction:

Highest proportion (**26.9%**) aged **45 to 54** and **55-64 years**.

7.6% aged **65 years or older**.

No offenders aged **under 18 years**.

23.1% aged **18-24 years**

Ages ranged from **18 to 80 years**.

Of the 21 offenders with a marital status recorded,

47.6% (n=10) had a status of **single** recorded.

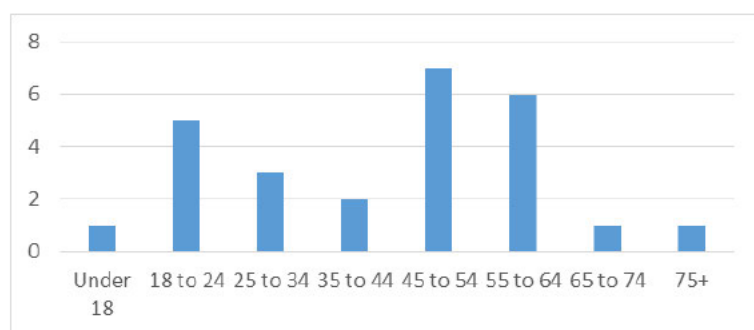


Figure 65: Stalking RSOs - Age at Conviction

Figure 65 depicts the age range of RSOs at time of conviction for their Stalking index offence. The most common age group was '**45 to 54 years**' accounting for **26.9%** of offenders followed by the 55 to 64 age group with **23.1%**.

The age at conviction was weighted slightly to older offenders

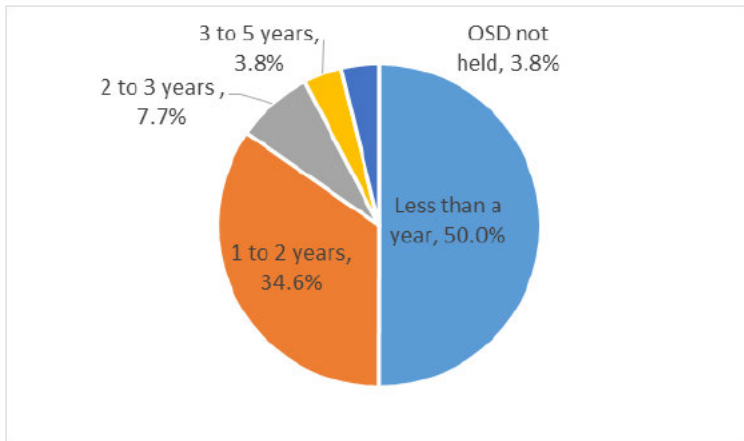

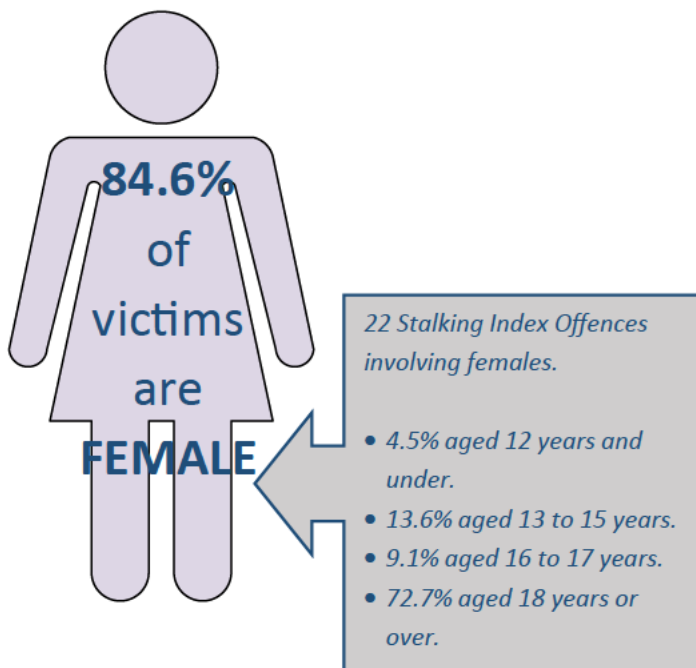


Figure 66: Stalking Indexed Offences - Duration between Offence Start Date (OSD) and Conviction.

50% of Stalking Offences secured a conviction within a year of the offence start date and a total of 84.6% within 2 years.

None of the offences took longer than 5 years to secure a conviction.

Victim Demographics



The most common victims of **Stalking** index offences are **adult females** aged 18 years or over .

Consolidated Low Volume Index Offences (CLVIO)

The preceding sections focused on specific index offence groups accounting for 5,328 RSOs/index offences or 95.2% of the RSO population. For the purpose of providing concise examination of the index offence types, the remaining 272 index offences have been consolidated and detailed within this section as follows:

INDEX OFFENCE TYPE	DESCRIPTION	Nos of RSOs
"Other" Offences	<i>Offences which do not readily translate into other defined groupings. Includes possession of extreme pornography, foreign offences and causing others to participate in sexual activity or look at sexual images, without consent.</i>	91
Voyeurism	<i>The non-consensual observation of a private act of an individual for the purpose of sexual gratification or to distress, humiliate or alarm the individual. Offenders may observe directly or via the use of devices.</i>	69
Sodomy / Unnatural Carnal Connection / Buggery	<i>Common law offence of Sodomy consists of the insertion of the penis into the anus of another male. Buggery is a similar offence in England and Wales. Unnatural carnal connection include crimes of bestiality.</i>	57
Incest	<i>Any person who knowingly engages in sexual intercourse with a person who is related to them (within forbidden degrees).</i>	31
Position of Trust	<i>Person in a position of trust for children or mentally disordered people (e.g. school staff, care workers, etc) who take part in sexual acts with or directs their sexual acts towards a person they are expected to look after.</i>	16
Breach of Order	<i>Person breaching specific conditions of Preventative Order such as Risk of Sexual Harm Order or Sexual Offences Prevention Order.</i>	8
TOTAL		272

Table 24: Offences Included in CLVIO Grouping

RSO Status

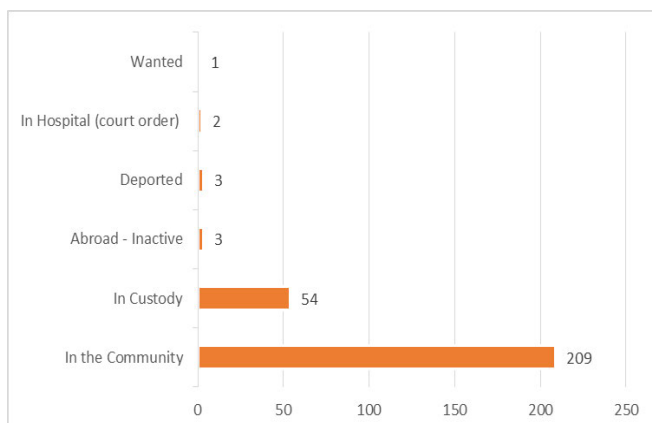


Figure 67: CLVIO RSOs by ViSOR Status

76.8% (n=209) of RSOs are being managed in the **community** and **19.9%** are in **custody**.

In terms of sentencing, **63.2%** (n=172) were sentenced to a period of **imprisonment** with **28.7%** receiving a **Community Disposal**.

Index Offence by Sentence Type

Sentence Type	Index Offences
Imprisonment	172
Sodomy/Buggery	53
Other	41
Incest	31
Voyeurism	28
Position of Trust	14
Breach of Order	5
Community Disposal	78
Other	38
Voyeurism	37
Breach of Order	2
Position of Trust	1
Not held	13
Other	7
Voyeurism	3
Sodomy /Buggery	1
Breach of Order	1
Position of Trust	1
Hospital Order	4
Sodomy/Buggery	2
Other	2
Fine	2
Voyeurism	1
Other	1
Admonished	2
Other	2
Lifelong Restriction	1
Sodomy/Buggery	1
Total	272

Figure 68: CLVIOs by Sentence Type

MAPPA Levels & Risk

MAPPA Level	Low	Medium	High	Very High	Total
MAPPA 1	115	73	12	0	200
MAPPA 2	0	2	7	0	9
MAPPA 3	0	0	0	0	0
Total	115	75	19	0	209

Table 25: CLVIO RSOs by MAPPA Level & Risk

Of the 209 RSOs managed in the community, **95.7%** were managed at MAPPA **Level 1** and **4.3%** at MAPPA **Level 2**.

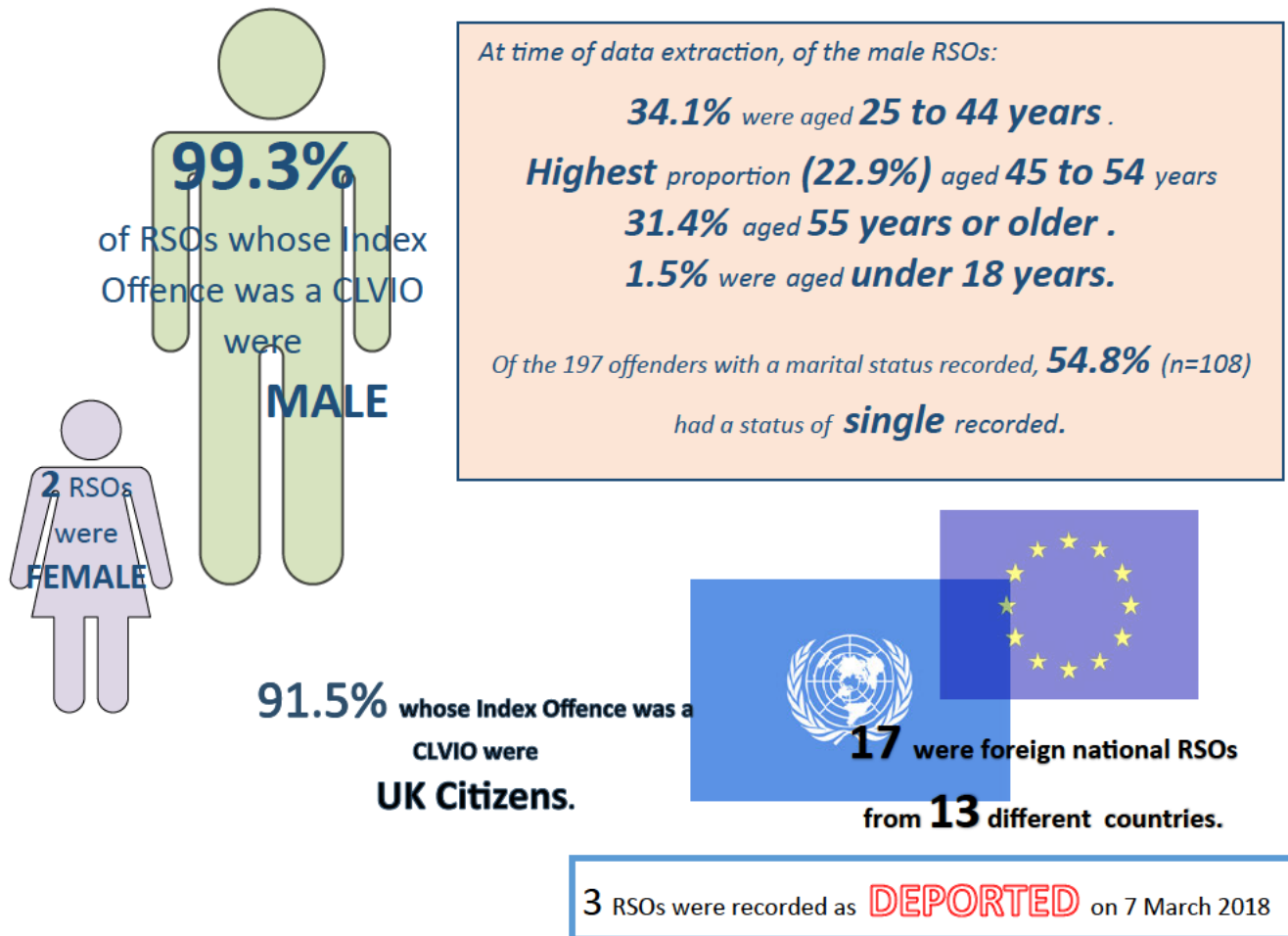
55% were assessed as **Low** risk.

35.9% were assessed as **Medium** risk.

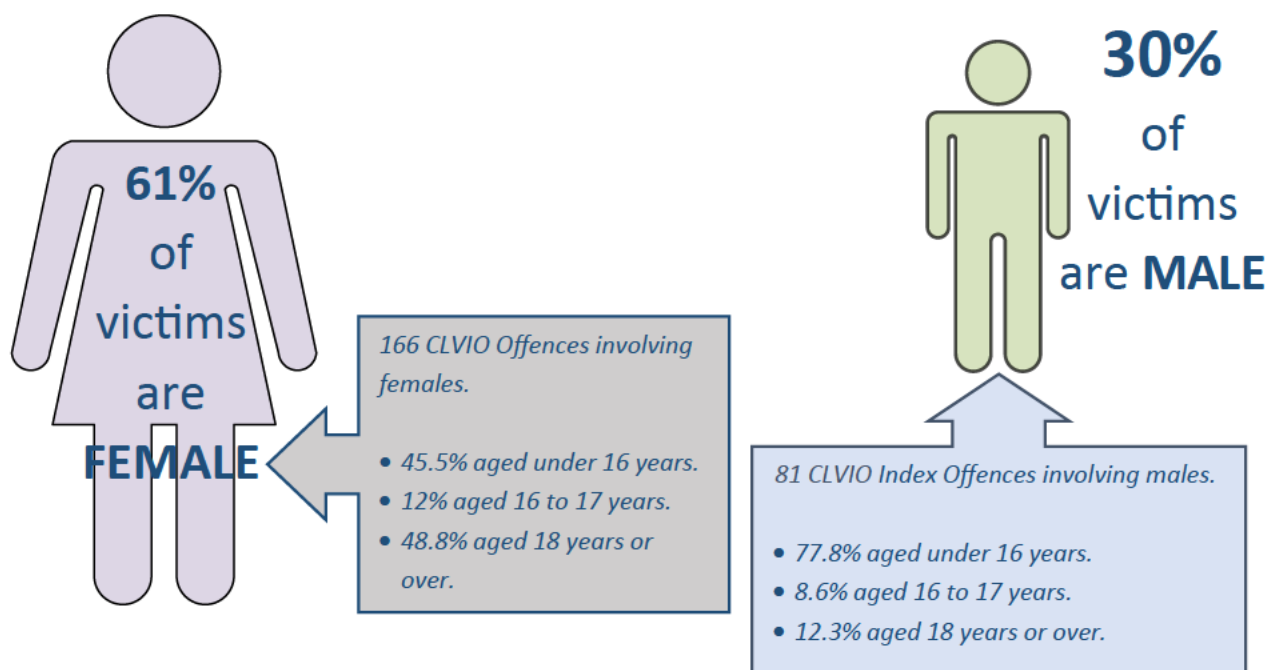
9.1% were assessed as **High** risk.

Note: MAPPA and risk levels are only provided for RSOs 'In the Community' as these offenders are actively managed and assessed. MAPPA and risk levels are current.

Offender Demographics



Victim Demographics



Summary

It is acknowledged this analysis only considers one offence, this being the index offence for each offender. While this may not be fully representative of sexual offending as a whole it is indicative of the general nature of offending.


The following is a summary of the key findings:



Stalking
Index offence grouping with greatest % of offenders (**61.5%**) receiving a **COMMUNITY DISPOSAL.**

Rape, Attempt Rape & Assault with Intent to Rape
Index offence grouping with greatest % of offenders (**92.2%**) receiving a sentence of **IMPRISONMENT.**



IIOC 
Offences Greatest % of **MALE** victims **24.4%.**

SEXUAL & INDECENT ASSAULT

Greatest number of offenders assessed as **HIGH or VERY HIGH RISK** and managed at **MAPPA Level 2/3**

HIGH
or
VERY HIGH

SEXUAL/INDECENT ASSAULT

Greatest number of **FOREIGN NATIONAL OFFENDERS**
151 RSOs from **52** different countries

