











**ATC VEHICLE CATEGORIES**

Axles	Groups	Description	Class		Parameters	Dominant Vehicle	Aggregate
2	1 or 2	Very Short - Bicycle or Motorcycle	MC	1	$d(1) < 1.7\text{m}$ & axles=2		1 (Light)
2	1 or 2	Short - Sedan, Wagon, 4WD, Utility, Light Van	SV	2	$d(1) \geq 1.7\text{m}$ , $d(1) \leq 3.2\text{m}$ & axles=2		
3, 4 or 5	3	Short Towing - Trailer, Caravan, Boat, etc.	SVT	3	groups=3, $d(1) \geq 2.1\text{m}$ , $d(1) \leq 3.2\text{m}$ , $d(2) \geq 2.1\text{m}$ & axles=3,4,5		
2	2	Two axle truck or Bus	TB2	4	$d(1) > 3.2\text{m}$ & axles=2		2 (Medium)
3	2	Three axle truck or Bus	TB3	5	axles=3 & groups=2		
>3	2	Four axle truck	T4	6	axles>3 & groups=2		
3	3	Three axle articulated vehicle or Rigid vehicle and trailer	ART3	7	$d(1) > 3.2\text{m}$ , axles=3 & groups=3		3 (Heavy)
4	>2	Four axle articulated vehicle or Rigid vehicle and trailer	ART4	8	$d(2) < 2.1\text{m}$ or $d(1) < 2.1\text{m}$ or $d(1) > 3.2\text{m}$ axles = 4 & groups>2		
5	>2	Five axle articulated vehicle or Rigid vehicle and trailer	ART5	9	$d(2) < 2.1\text{m}$ or $d(1) < 2.1\text{m}$ or $d(1) > 3.2\text{m}$ axles=5 & groups>2		
$\geq 6$	>2	Six (or more) axle articulated vehicle or Rigid vehicle and trailer	ART6	10	axles=6 & groups>2 or axles>6 & groups=3		
>6	4	B-Double or Heavy truck and trailer	BD	11	groups=4 & axles>6		
>6	$\geq 5$	Double or triple road train or Heavy truck and two (or more) trailers	DRT	12	groups $\geq 5$ & axles>6	