

# COVID-19 WEEKLY BULLETIN

## 14<sup>th</sup> January – 20<sup>th</sup> January 2021

SERVING A  
CHANGING SCOTLAND



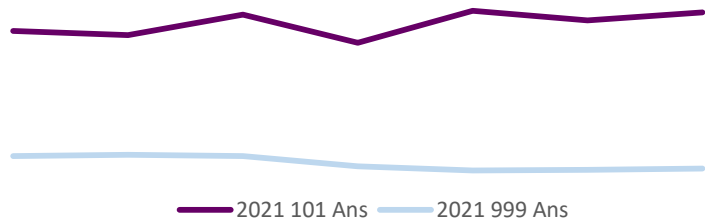
SCOTTISH POLICE  
**AUTHORITY**

No figures should be considered as Official Police Statistics. These may not yet have been verified or validated.

OFFICIAL

## Service Centre Demand

The volume of 101 calls answered reduced on the 17<sup>th</sup> Jan however remained steady for the rest of the week. The volume of 999 was consistent for the whole week.



— 2021 101 Ans — 2021 999 Ans

## Incident Demand

Incident volume throughout the last week was approximately 6% lower when compared to the same time last year.



— This Year — Prev Year

## Gatherings in Private Dwellings

From 28/08/2020 – 20/01/2021

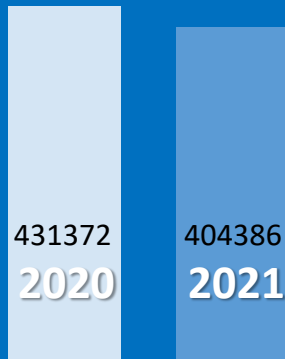
**7617** Attended reports of House Party

**4475** House Parties Dispersed

## Crime

Crime Volume (9 March – Present compared to Previous Year)

Crime has continued to trend at levels lower than the seasonal average, and total crime volume year to date continues to remain lower (6%) than last year.

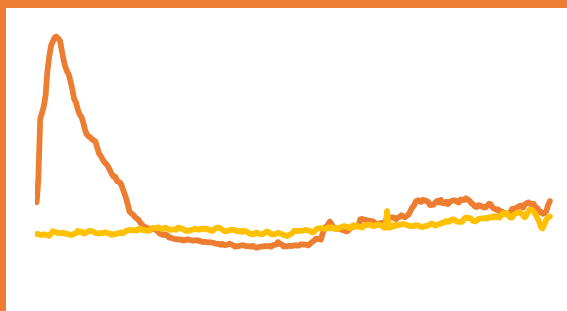


Crime Group Breakdown Change from previous year				
Group 1	Group 2	Group 3	Group 4	Group 5
-6%	-5%	-17%	-6%	+9%

## 10671 Offences under COVID Legislation

Recorded COVID Charges are pulled from Police Scotland CRIME systems rather than CVI. Enforcement activity includes Fixed Penalty Notices and offences recorded on Police Scotland's Crime Recording System

## Absence

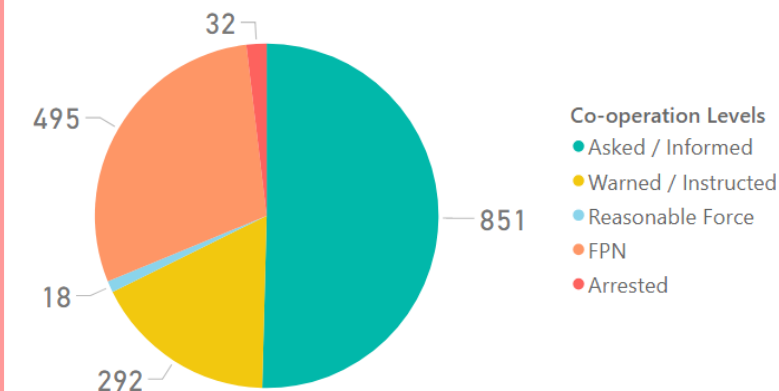


Absences throughout the week continues to trend above levels when compared to 2020 however remain significantly below the peak in April 2020.

## Coronavirus Legislation

Co-operation with new Coronavirus Legislation

The below chart is indicative of the co-operation levels experienced by police over the last 7 days. The majority of interactions between police and the public continue to be resolved without enforcement.



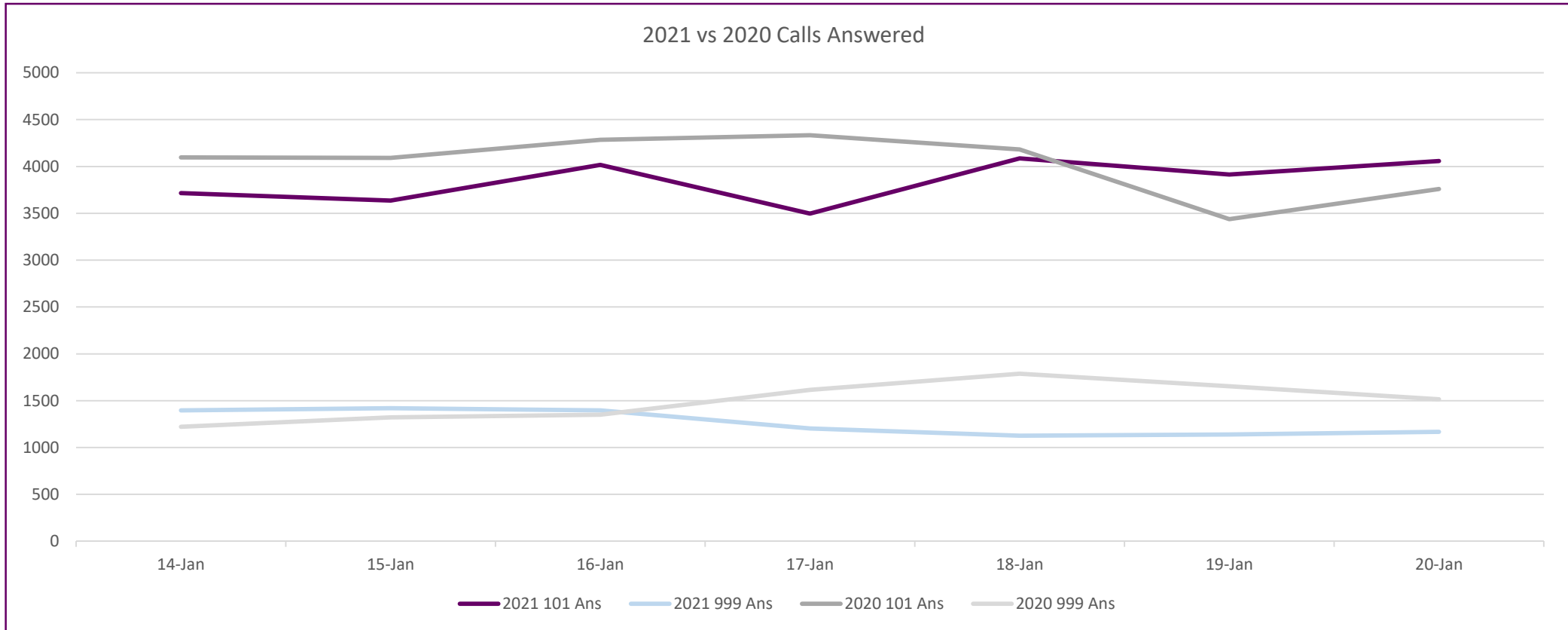
## Quarantine Referrals to 20th January

<b>Public Health Scotland Travel Regs. Referrals</b>	<b>3136</b>
Investigated by Resolution Team	<b>655</b>
Investigated by Local Policing	<b>578</b>
Investigations Ongoing	<b>0</b>
Weeded prior to investigation	<b>1903</b>

<b>Travel Reg. offences resulting in FPN or SPR</b>	<b>16</b>
---	-----------

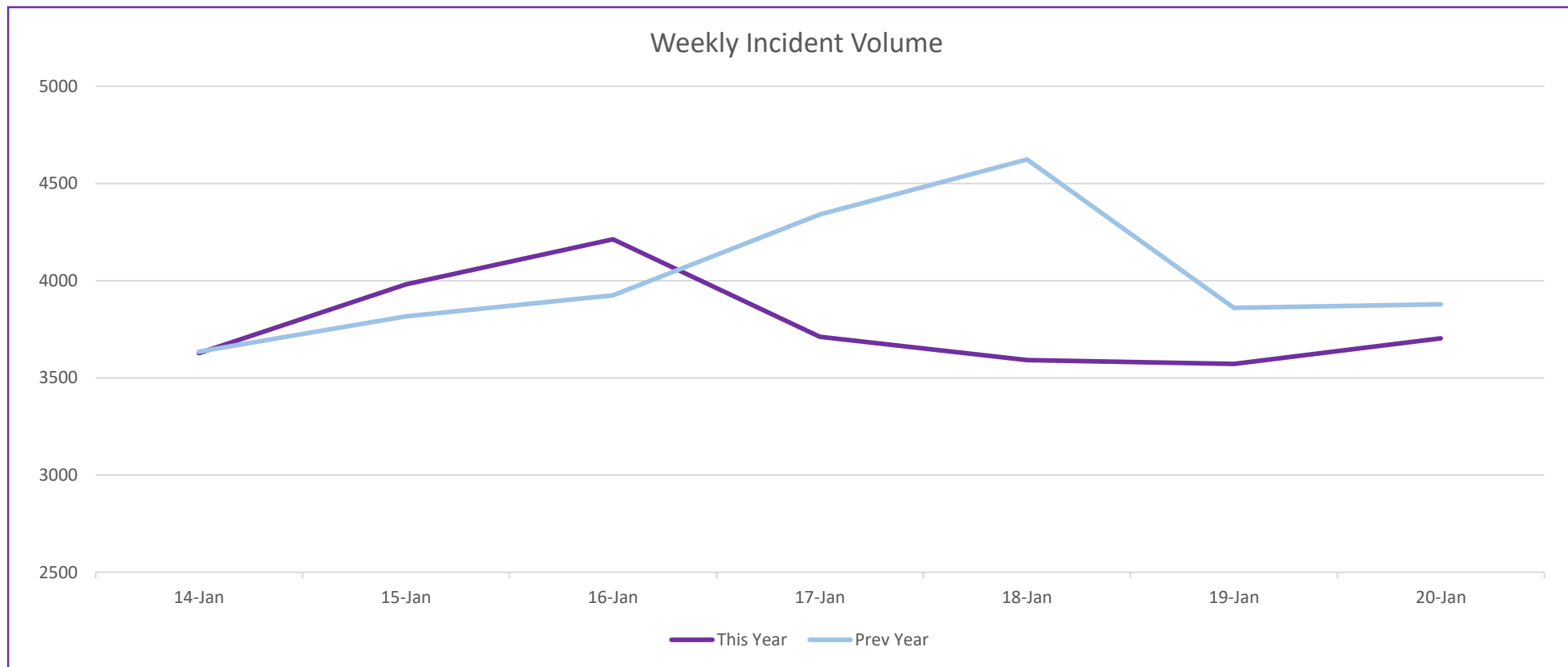
Note: The referral figures are a count of reports submitted to Police Scotland. These will therefore vary from counts of the number of individuals.  
FPNs may be derived from PHS, Home Office Referrals or from operational incidents.

# Weekly Service Centre Demand (14<sup>th</sup> – 20<sup>th</sup> January 2021)



	14-Jan	15-Jan	16-Jan	17-Jan	18-Jan	19-Jan	20-Jan	Total
<b>2021 101 Ans</b>	3715	3637	4016	3496	4087	3914	4059	<b>26924</b>
<b>2021 999 Ans</b>	1395	1420	1397	1204	1127	1139	1166	<b>8848</b>
<b>2020 101 Ans</b>	4097	4091	4286	4335	4181	3439	3759	<b>28188</b>
<b>2020 999 Ans</b>	1222	1322	1350	1615	1787	1653	1514	<b>10463</b>

# Weekly Incident Demand (14<sup>th</sup> – 20<sup>th</sup> January 2021)

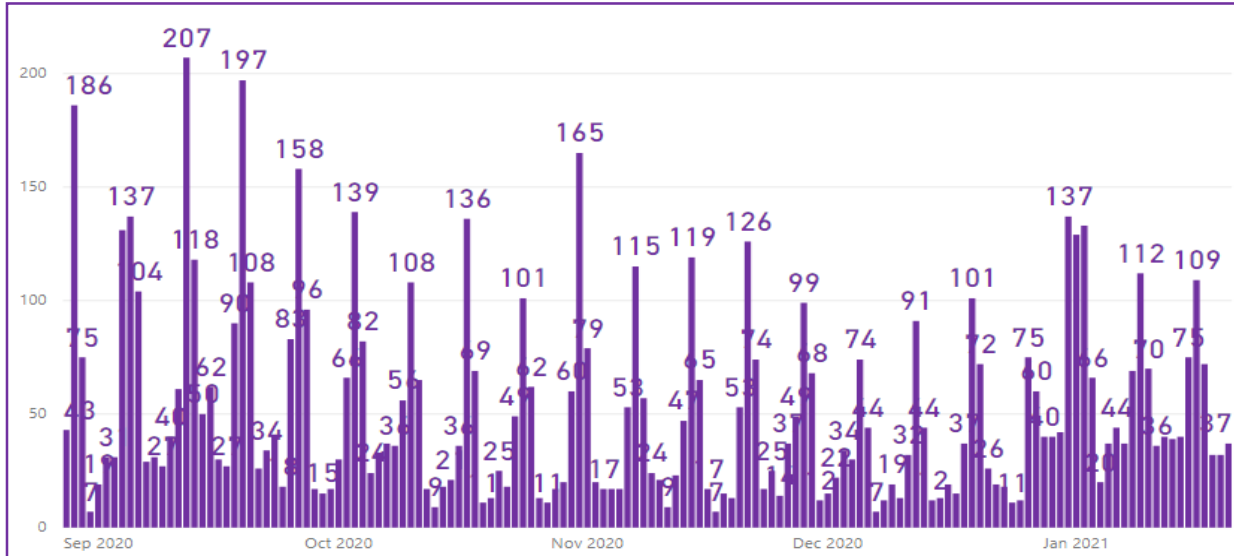


	14-Jan	15-Jan	16-Jan	17-Jan	18-Jan	19-Jan	20-Jan	Total
2021	3627	3981	4213	3711	3591	3572	3704	<b>26399</b>
2020	3635	3816	3924	4341	4624	3860	3878	<b>28078</b>

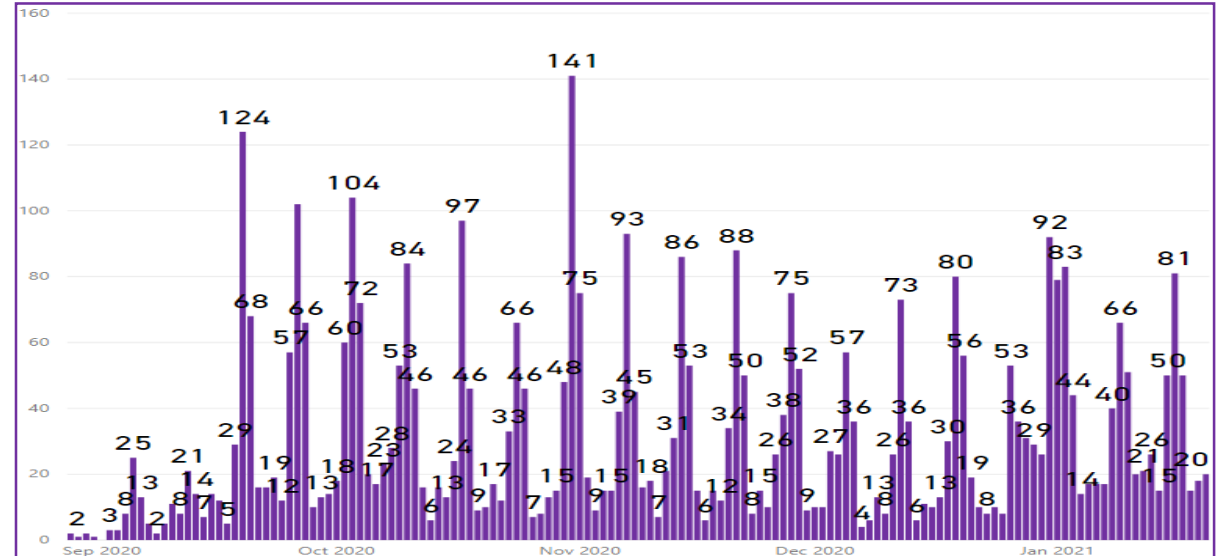
# Incident Demand – House Gatherings (14<sup>th</sup> – 20<sup>th</sup> January 2021)

From Friday 28<sup>th</sup> August 2020, additional monitoring of ‘house gathering’ incidents has taken place. This will be reported weekly going forward.

### Attended ‘House Gathering’ Incidents



### Attended ‘House Gathering’ Breaching Restrictions



Totals	28 Aug – 20 Jan	14 – 20 Jan
No. of House Gatherings Attended	7617	397
No. of House Gatherings Breaching Restrictions	4475	249
No. of FPNs issued	5161	407
No. of Arrests	392	20

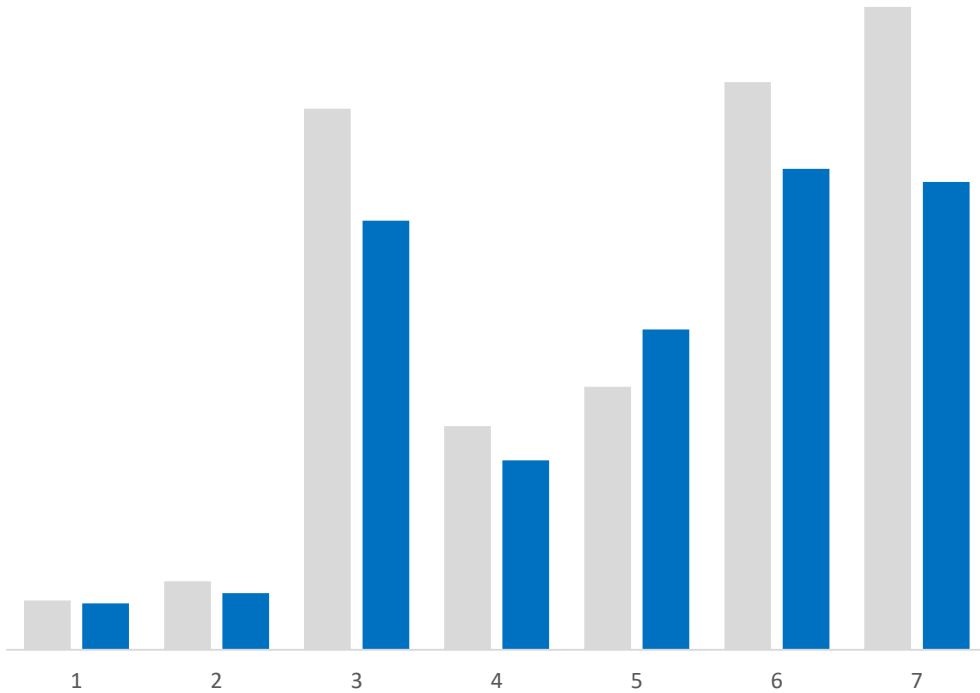
The figures contained within this slide originate from storm incident reviews and free-text local policing returns to provide the most comprehensive view of house gatherings possible.

Note: No figures should be considered as Official Police Statistics. These may not yet have been verified or validated.

# Weekly Crime Demand (11<sup>th</sup> January – 17<sup>th</sup> January 2021)

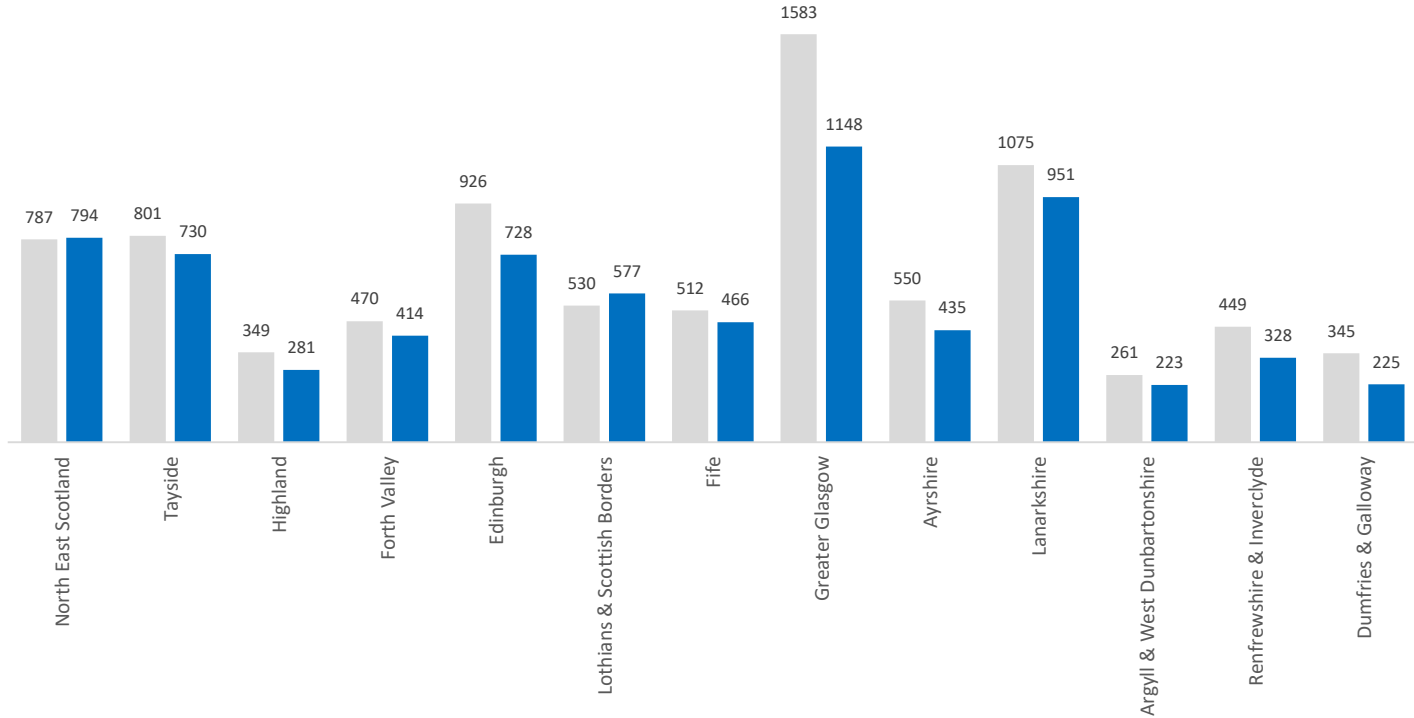
### Weekly Crime by Group

■ 2019/20 ■ 2020/21



### Weekly Crime by Division

■ 2019/20 ■ 2020/21



Crime Group	1	2	3	4	5	6	7	Total
2019/20	181	251	1984	820	964	2081	2357	<b>8638</b>
2020/21	170	207	1573	695	1175	1764	1716	<b>7300</b>

All Crime Groups (with the exception of Group 5) show a decrease in volume when compared to the same period last year.

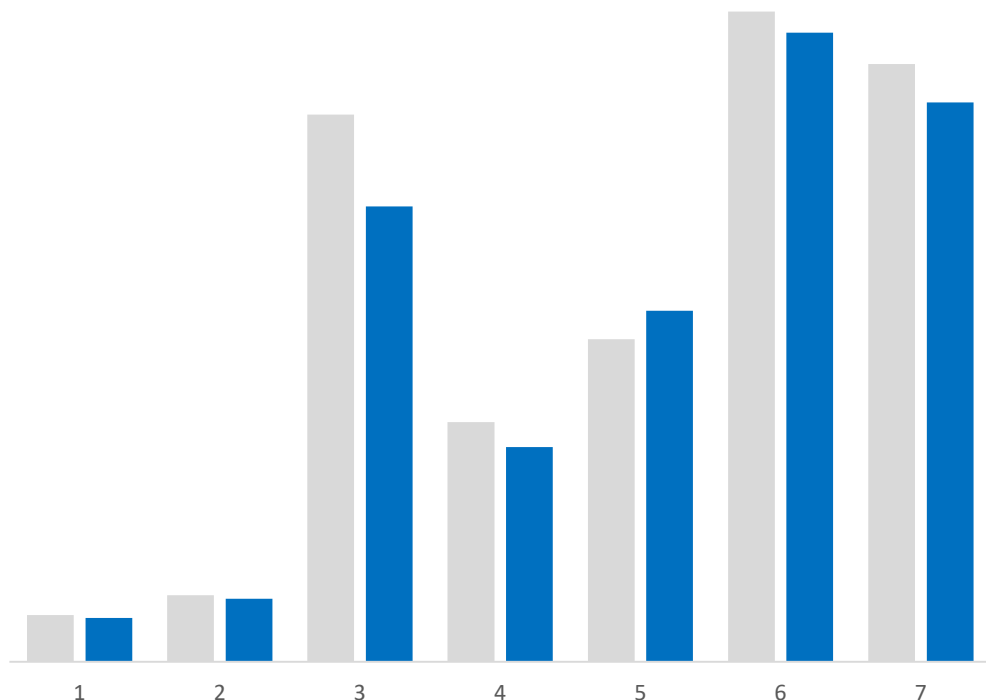
All divisions (with the exception of North East Scotland and Lothians & Scottish Borders) have noted a decrease in crime volumes this week when compared to the same period last year.

More information regarding Crime Groups can be found [via this link](#)

# Cumulative Crime Demand (16<sup>th</sup> March 2020 – 17<sup>th</sup> January 2021)

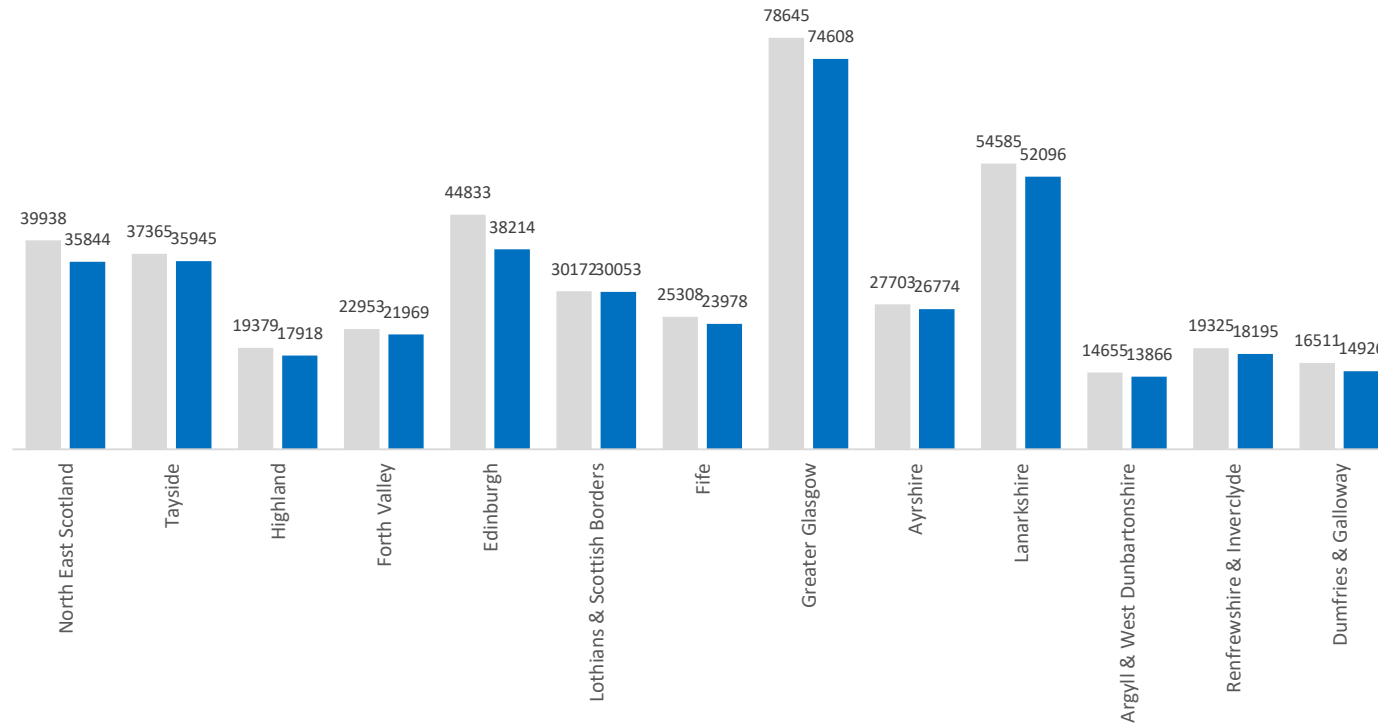
### Total Crime by Group

2019/20 2020/21



### Total Crime by Division

2019/20 2020/21



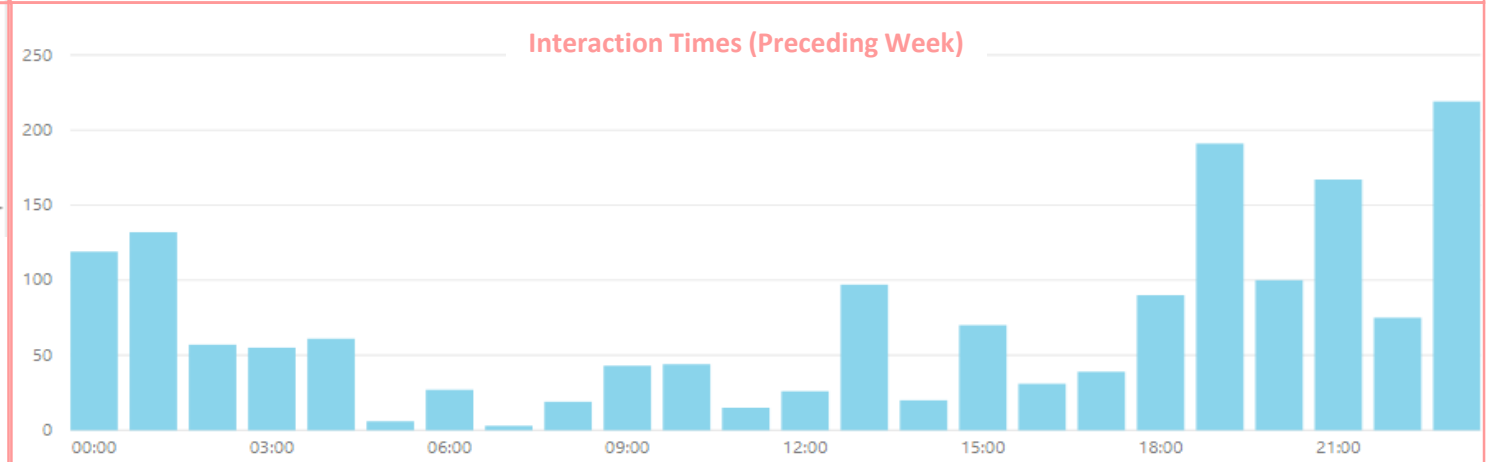
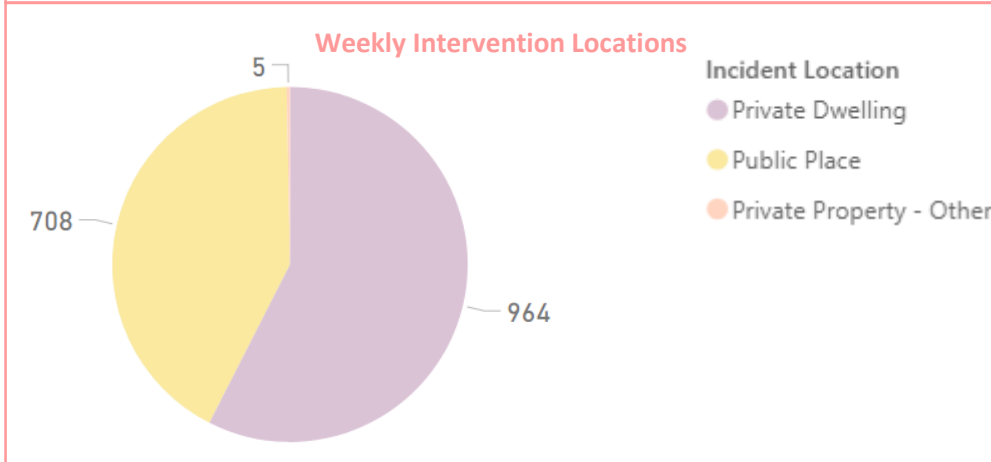
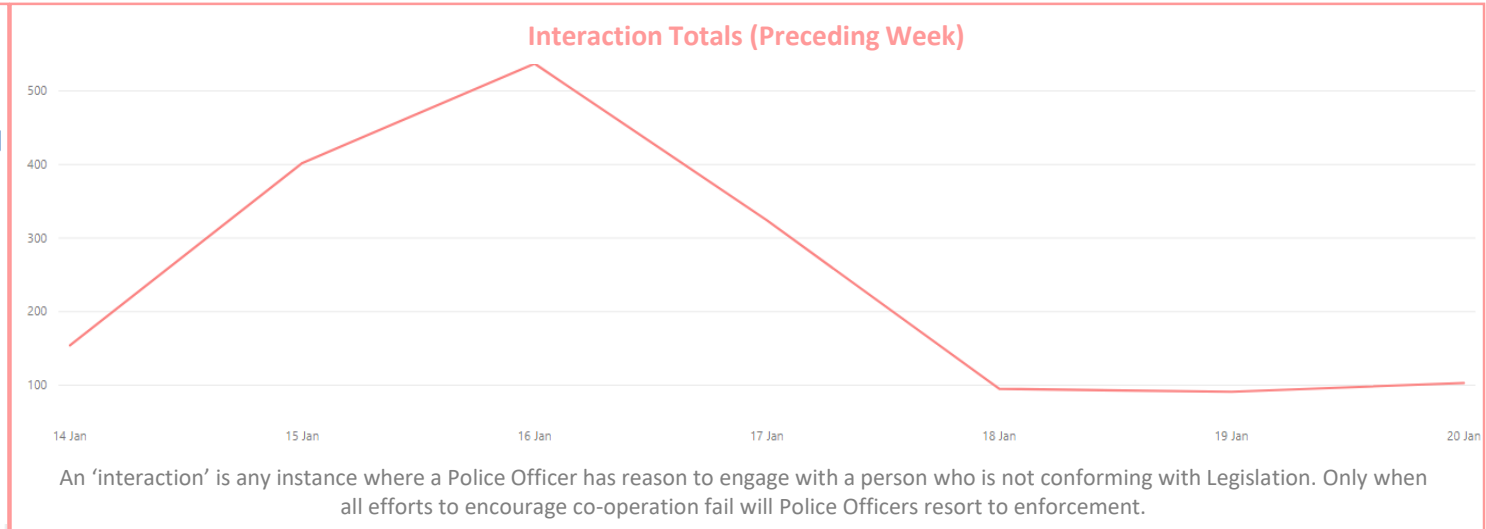
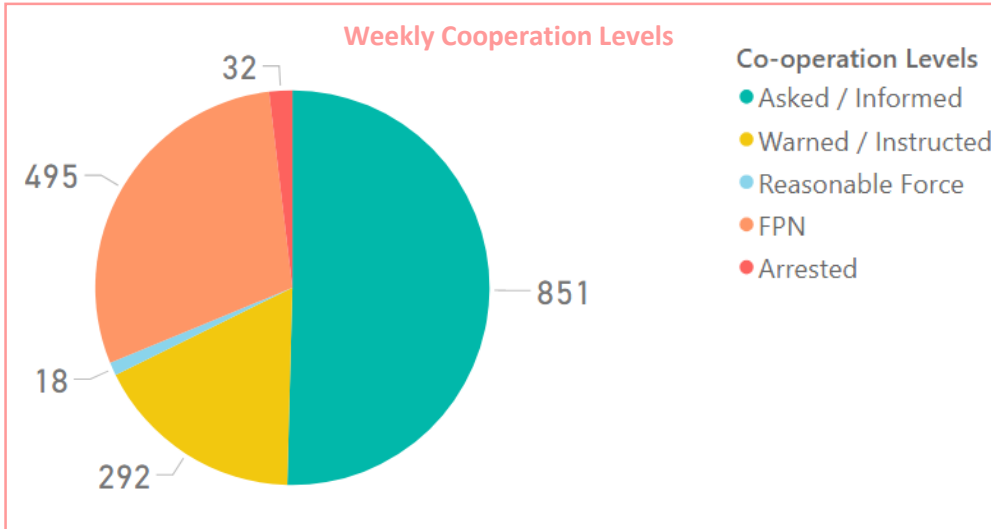
Crime Group	1	2	3	4	5	6	7	Total
2019/20	8155	11630	95547	41842	56296	113510	104392	<b>431372</b>
2020/21	7636	11019	79481	37480	61279	109814	97677	<b>404386</b>

All Crime Groups (with the exception of Group 5) show a decrease in volume when compared to the same period last year.

All Divisions continue to show a cumulative decrease in volume when compared to the same time period last year.

More information regarding Crime Groups can be found [via this link](#)

# Weekly Legislation Co-operation (14<sup>th</sup> – 20<sup>th</sup> January 2021)



In response to the introduction of The Health Protection (Coronavirus) (Restrictions) (Scotland) Regulations 2020 and Coronavirus Act 2020, Police Scotland developed a 'Coronavirus Interventions' (CVI) recording system. This system allowed Police Scotland to begin gathering data in relation to the public co-operation levels with the new legislation. This system relies on Police Officers manually updating the system with the co-operation level when they encounter an individual in contravention of the new legislation. This slide includes all offence types – Face-Coverings, Quarantine, Travel Restrictions and Gatherings.

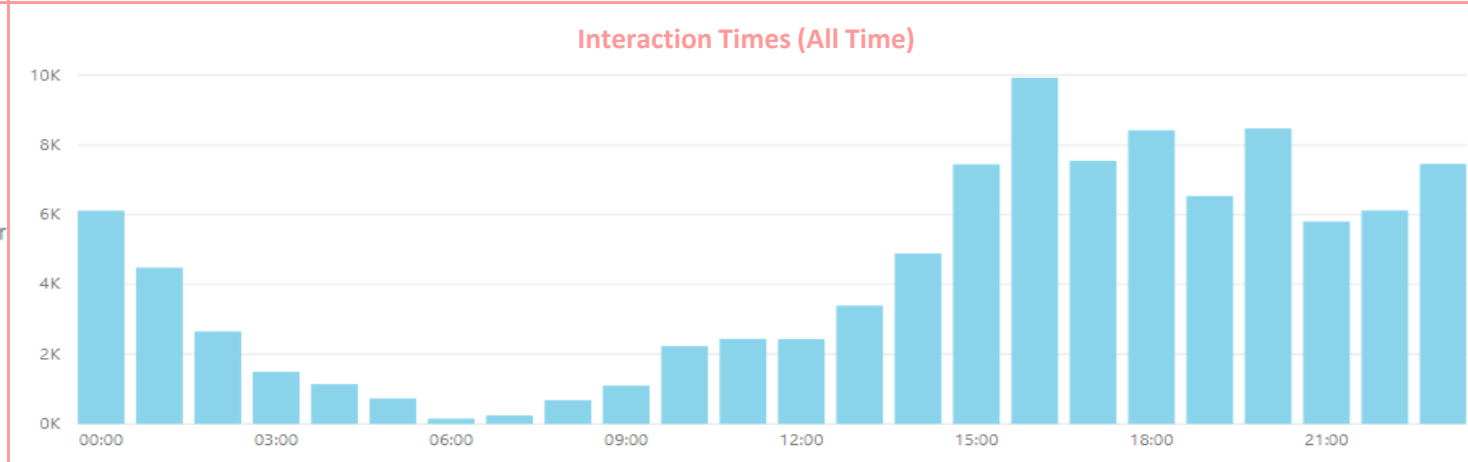
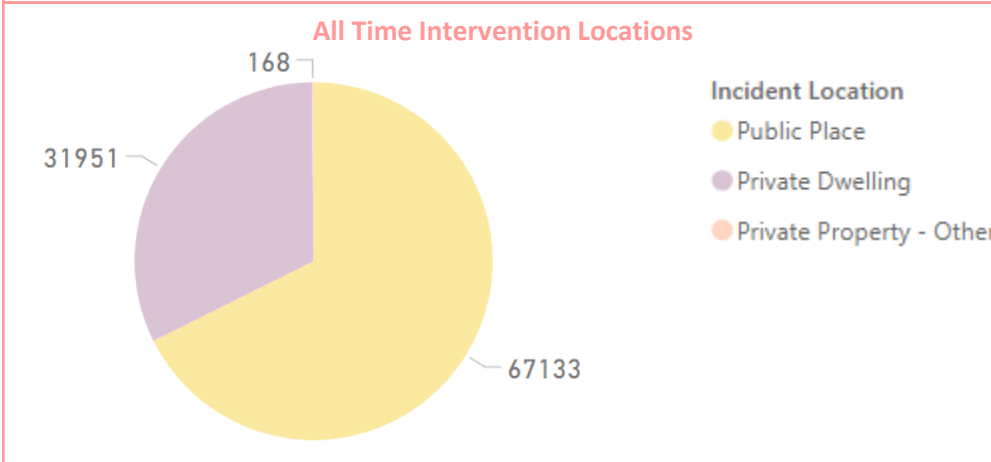
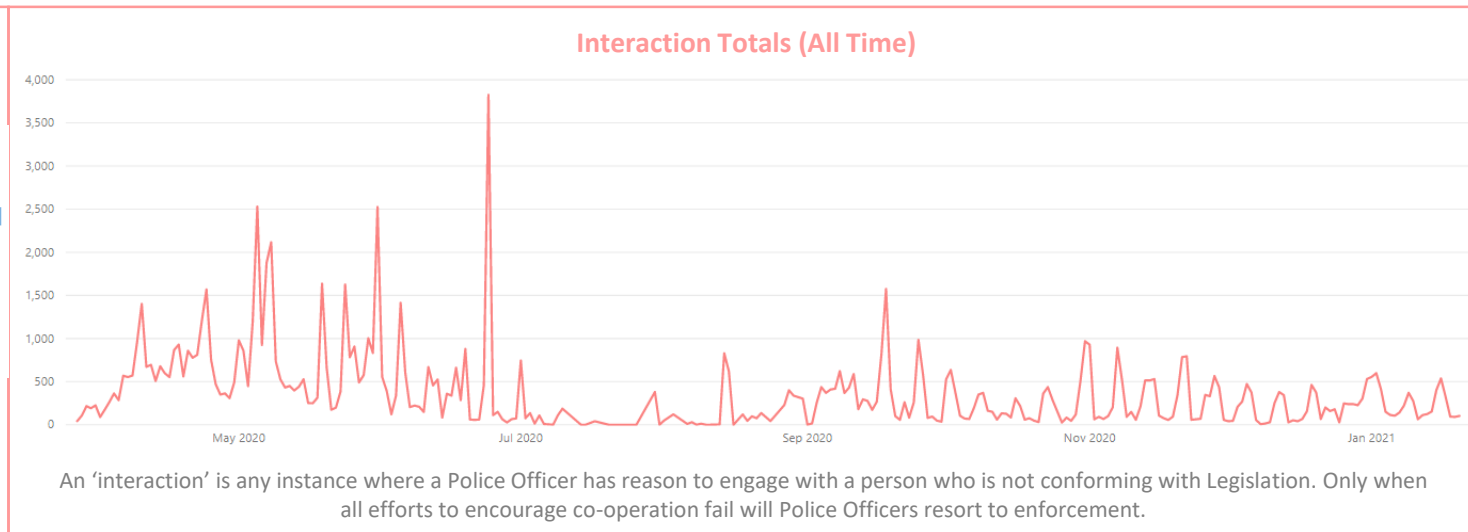
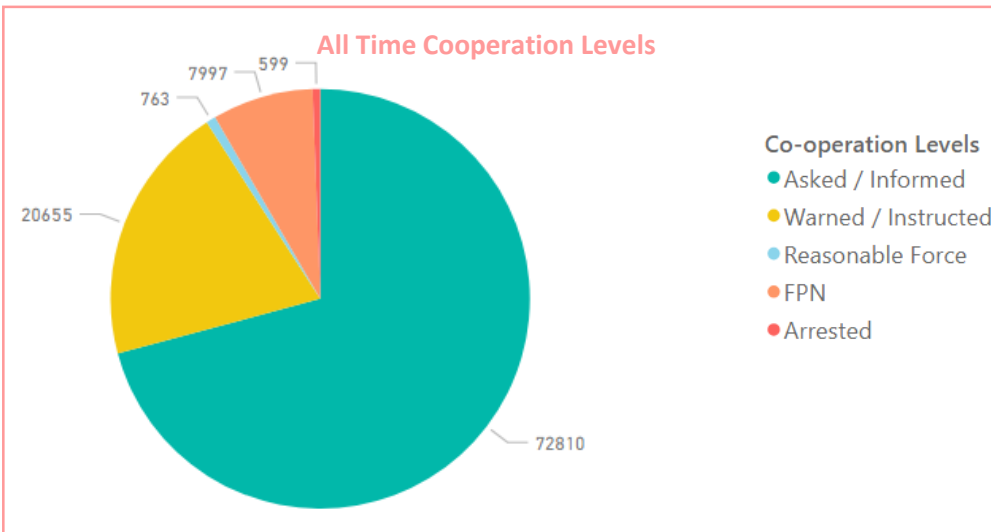
**Due to the manual input required to form this data set, the contents of this slide are indicative only. Actual figures will differ from those recorded on Crime Systems (please see slide 11), may be subject to change, and cannot be considered Official Police Statistics. They do provide an indication of the public co-operation levels across Scotland.**

No figures should be considered as Official Police Statistics. These may not yet have been verified or validated.

OFFICIAL



# Coronavirus Legislation Co-operation (27<sup>th</sup> March 2020 – 20<sup>th</sup> January 2021)

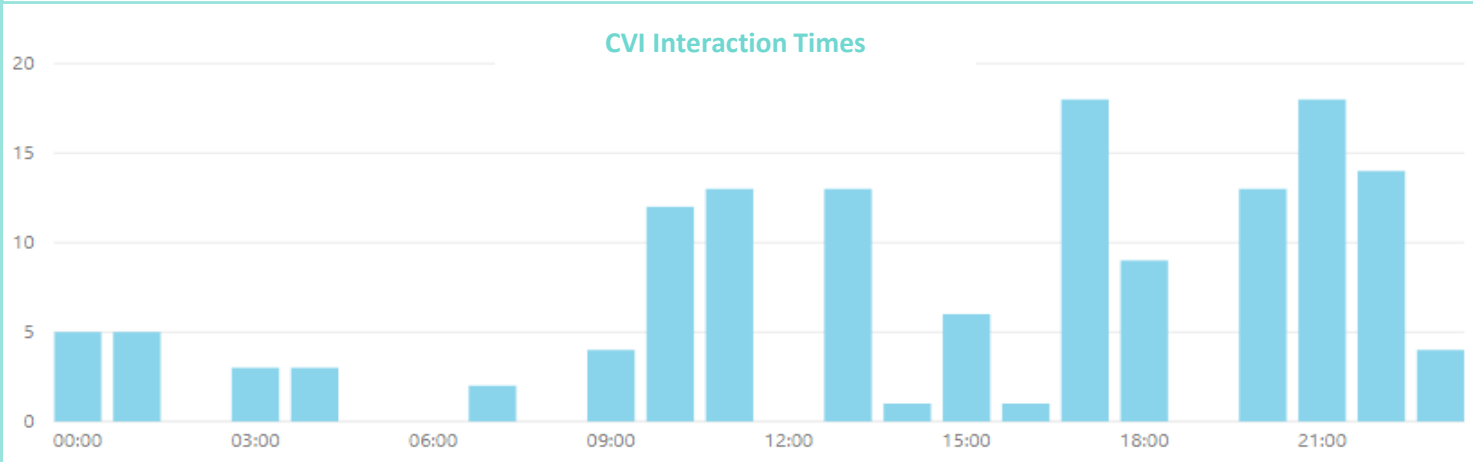
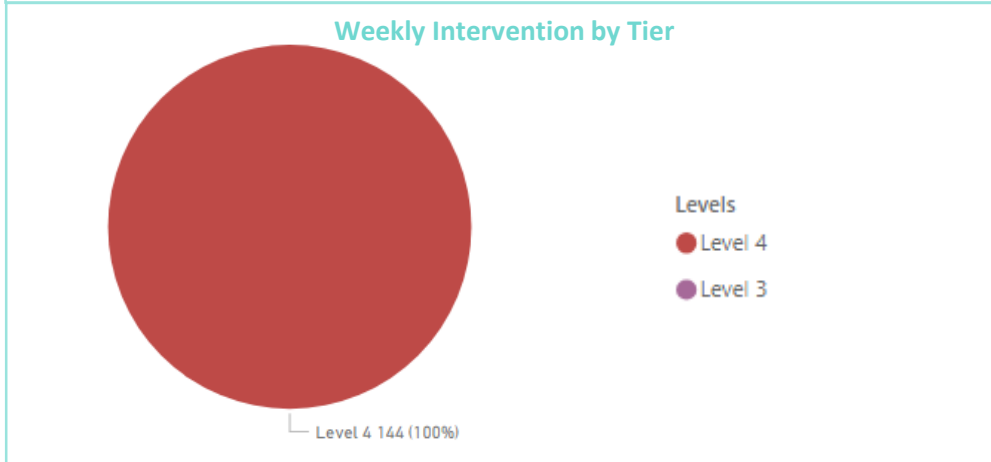
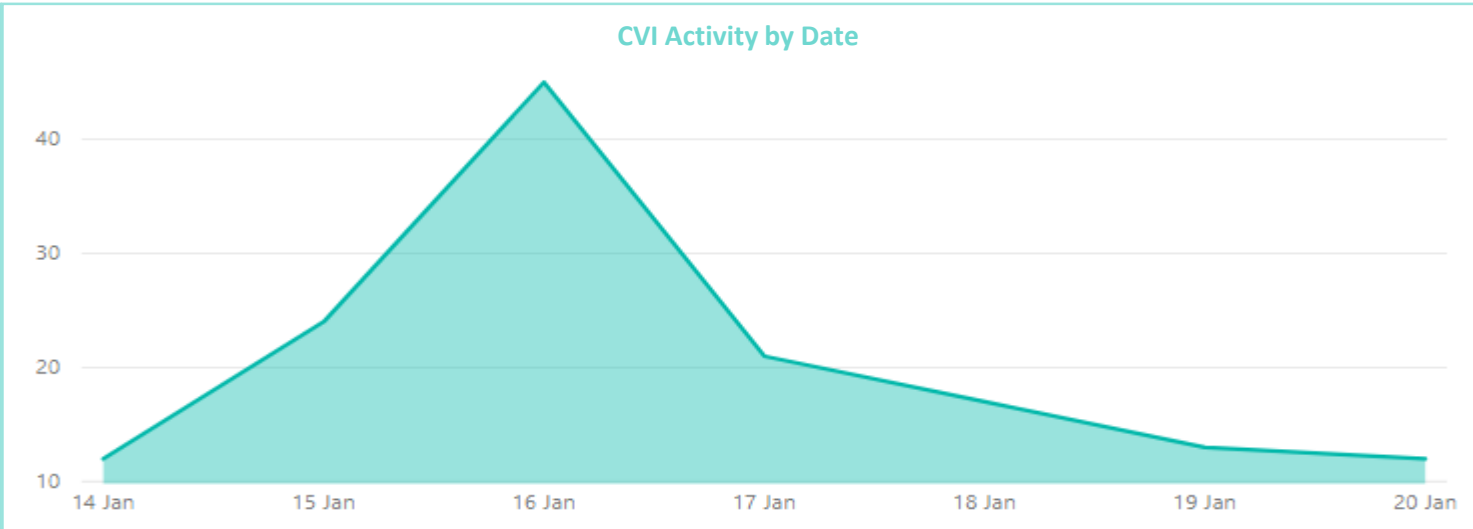
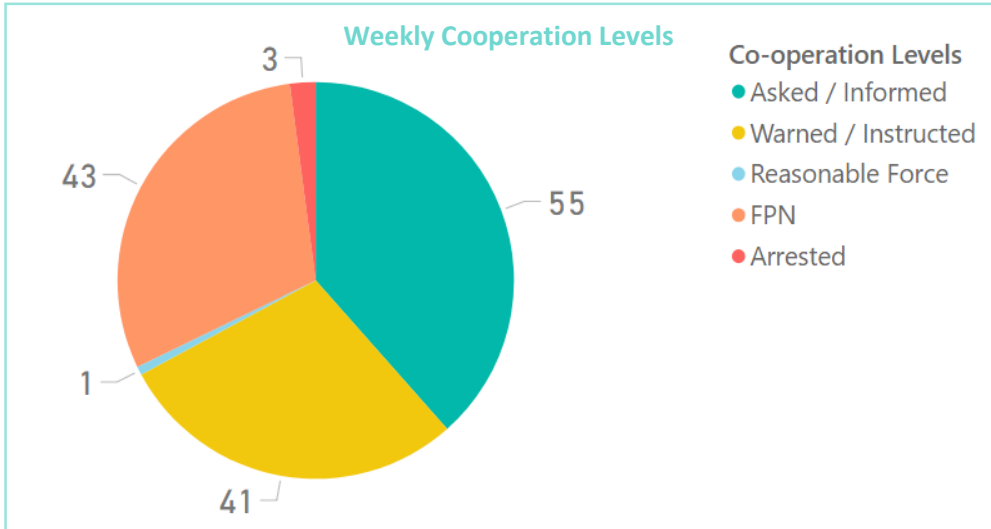


In response to the introduction of The Health Protection (Coronavirus) (Restrictions) (Scotland) Regulations 2020 and Coronavirus Act 2020, Police Scotland developed a 'Coronavirus Interventions' (CVI) recording system. This system allowed Police Scotland to begin gathering data in relation to the public co-operation levels with the new legislation. This system relies on Police Officers manually updating the system with the co-operation level when they encounter an individual in contravention of the new legislation. This slide includes all offence types – Face-Coverings, Quarantine, Travel Restrictions and Gatherings.

**Due to the manual input required to form this data set, the contents of this slide are indicative only. Actual figures will differ from those recorded on Crime Systems (please see slide 11), may be subject to change, and cannot be considered Official Police Statistics. They do provide an indication of the public co-operation levels across Scotland.**

No figures should be considered as Official Police Statistics. These may not yet have been verified or validated.

# Weekly Travel Regulation Co-operation (14<sup>th</sup> – 20<sup>th</sup> January 2021)



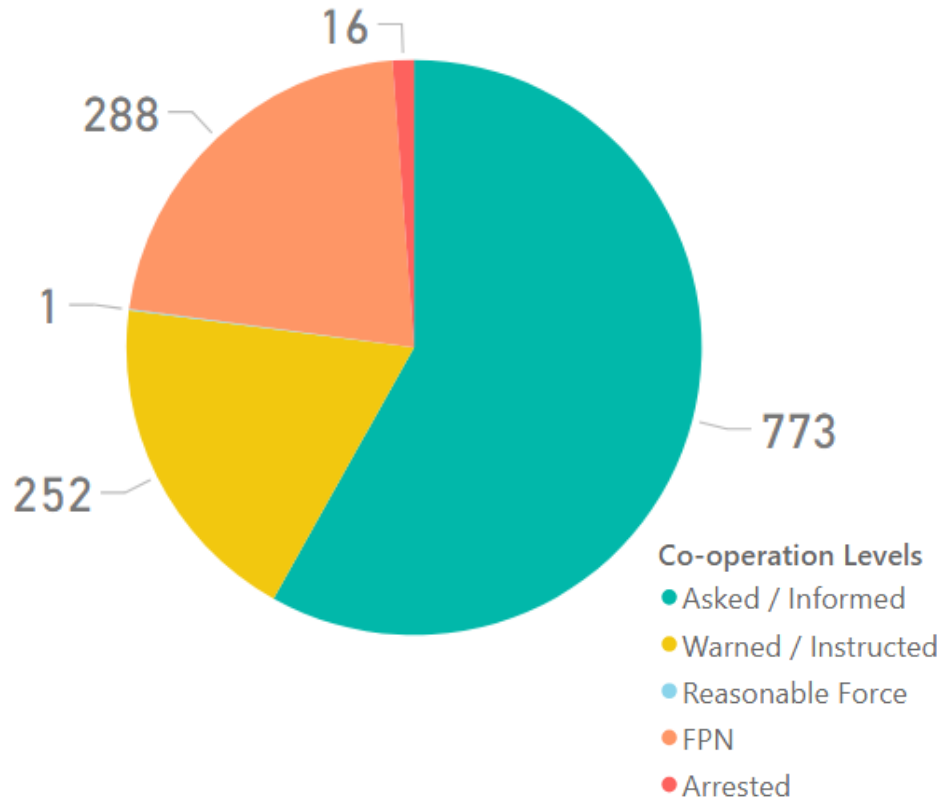
In order to report upon policing interventions in respect of the newly introduced Travel Regulations regarding travel to or from tiers 3 and 4, the CVI system has been updated. The above data is a sub-set of the wider CVI interventions reported on the previous slides and should not be considered as ‘in addition to’ the previous overall CVI activity slides.

In response to the introduction of The Health Protection (Coronavirus) (Restrictions) (Scotland) Regulations 2020 and Coronavirus Act 2020, Police Scotland developed a ‘Coronavirus Interventions’ (CVI) recording system. This system allowed Police Scotland to begin gathering data in relation to the public co-operation levels with the new legislation. This system relies on Police Officers manually updating the system with the co-operation level when they encounter an individual in contravention of the new legislation.

**Due to the manual input required to form this data set, the contents of this slide are indicative only. Actual figures will differ from those recorded on Crime Systems (please see slide 11), may be subject to change, and cannot be considered Official Police Statistics. They do provide an indication of the public co-operation levels across Scotland.**

# Travel Regulation Co-operation (20<sup>th</sup> November – 20<sup>th</sup> January 2021)

All Time Cooperation Levels



CVI Activity by Date



CVI Interaction Times



In order to report upon policing interventions in respect of the newly introduced Travel Regulations regarding travel to or from tiers 3 and 4, the CVI system has been updated. The above data is a sub-set of the wider CVI interventions reported on the previous slides and should not be considered as 'in addition to' the previous overall CVI activity slides.

In response to the introduction of The Health Protection (Coronavirus) (Restrictions) (Scotland) Regulations 2020 and Coronavirus Act 2020, Police Scotland developed a 'Coronavirus Interventions' (CVI) recording system. This system allowed Police Scotland to begin gathering data in relation to the public co-operation levels with the new legislation. This system relies on Police Officers manually updating the system with the co-operation level when they encounter an individual in contravention of the new legislation.

**Due to the manual input required to form this data set, the contents of this slide are indicative only. Actual figures will differ from those recorded on Crime Systems (please see slide 11), may be subject to change, and cannot be considered Official Police Statistics. They do provide an indication of the public co-operation levels across Scotland.**

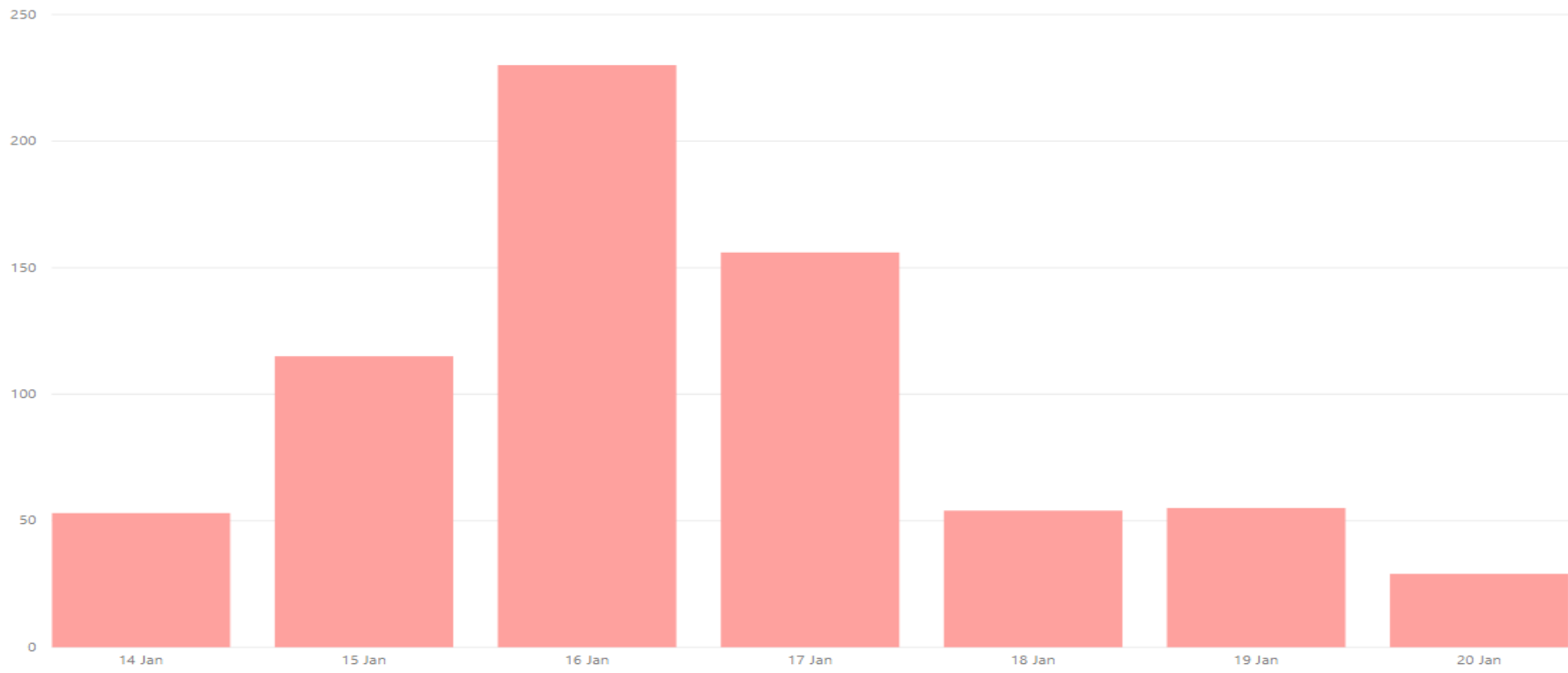
No figures should be considered as Official Police Statistics. These may not yet have been verified or validated.

OFFICIAL

# 'Enforcement' of Coronavirus specific legislation

The following is a summary of all 'enforcement' action in relation to both The Health Protection (Coronavirus) (Restrictions) (Scotland) Regulations 2020 and Coronavirus Act 2020. This includes all Fixed Penalty Notices issued and processed by Police Scotland. It also includes all occasions that a charge was libelled and recorded on Police Scotland's Crime Recording System against a person in relation to the aforementioned legislation. This is a true value of the volume of recorded 'enforcement' activity, but does not provide the granularity of the Coronavirus Intervention (CVI) recording system and does not capture the earlier phases of the '4 E's' approach. These values remain subject to change as offences are retrospectively added or amended and do not match the indicative 'enforcement' values from the CVI recording system.

### Volume of Covid-19 Charges from 14<sup>th</sup> to 20<sup>th</sup> January 2021



Charges over the last 7 days	692
Total Charges To Date	10671

# ABSENCE

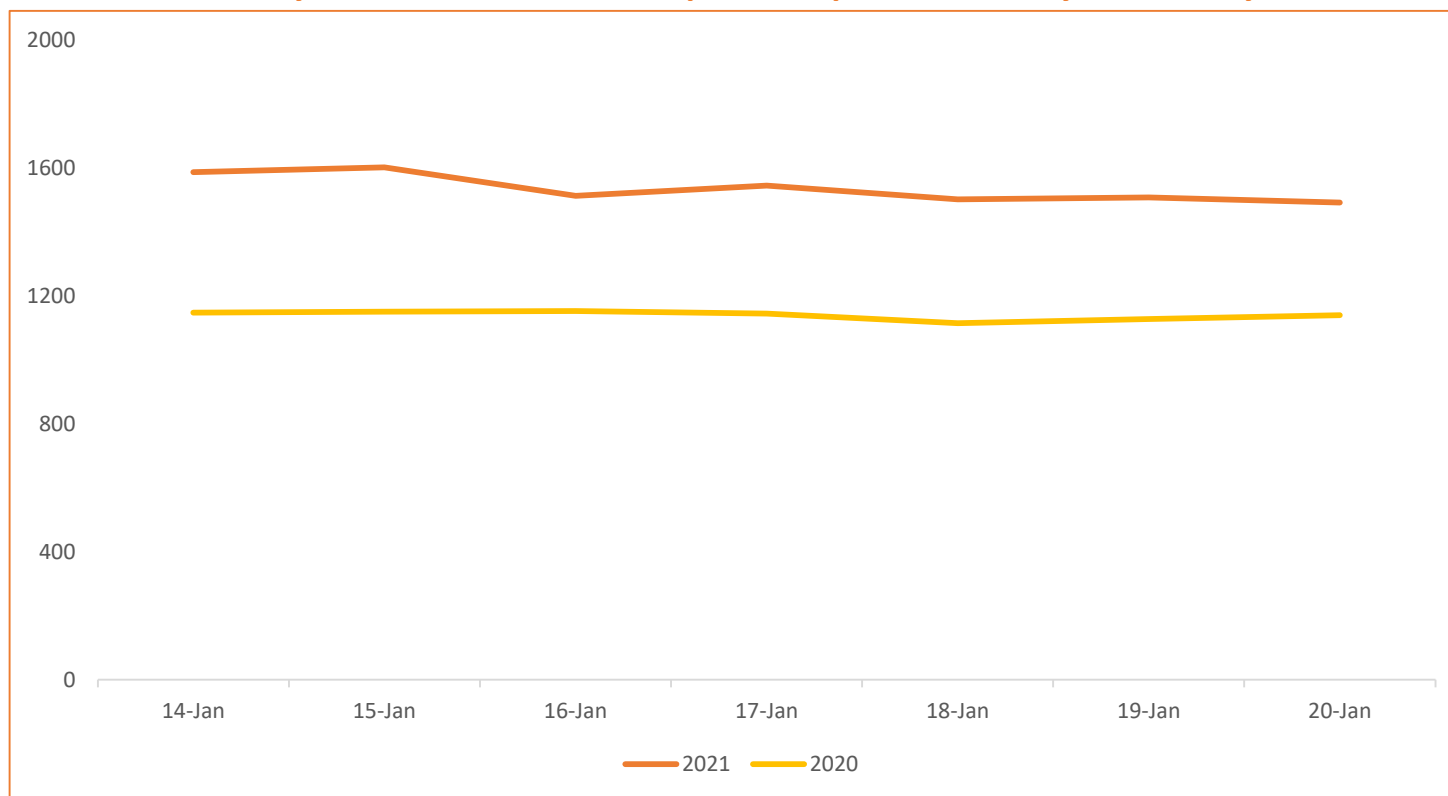
## Police Scotland Absences (14<sup>th</sup> Jan – 20<sup>th</sup> Jan)

13 January 2021	No.	Change from same day previous week	Change from same day previous week (%)
COVID-19	566	-98	-15%
Total Absences	1493	-81	-5%

## Active Covid-19 Absence Reason

Precautionary Isolation	134
Symptoms	41
Tracing	117
Positive Test	232

Weekly Absence Levels Line Graph – Comparison of last year to this year

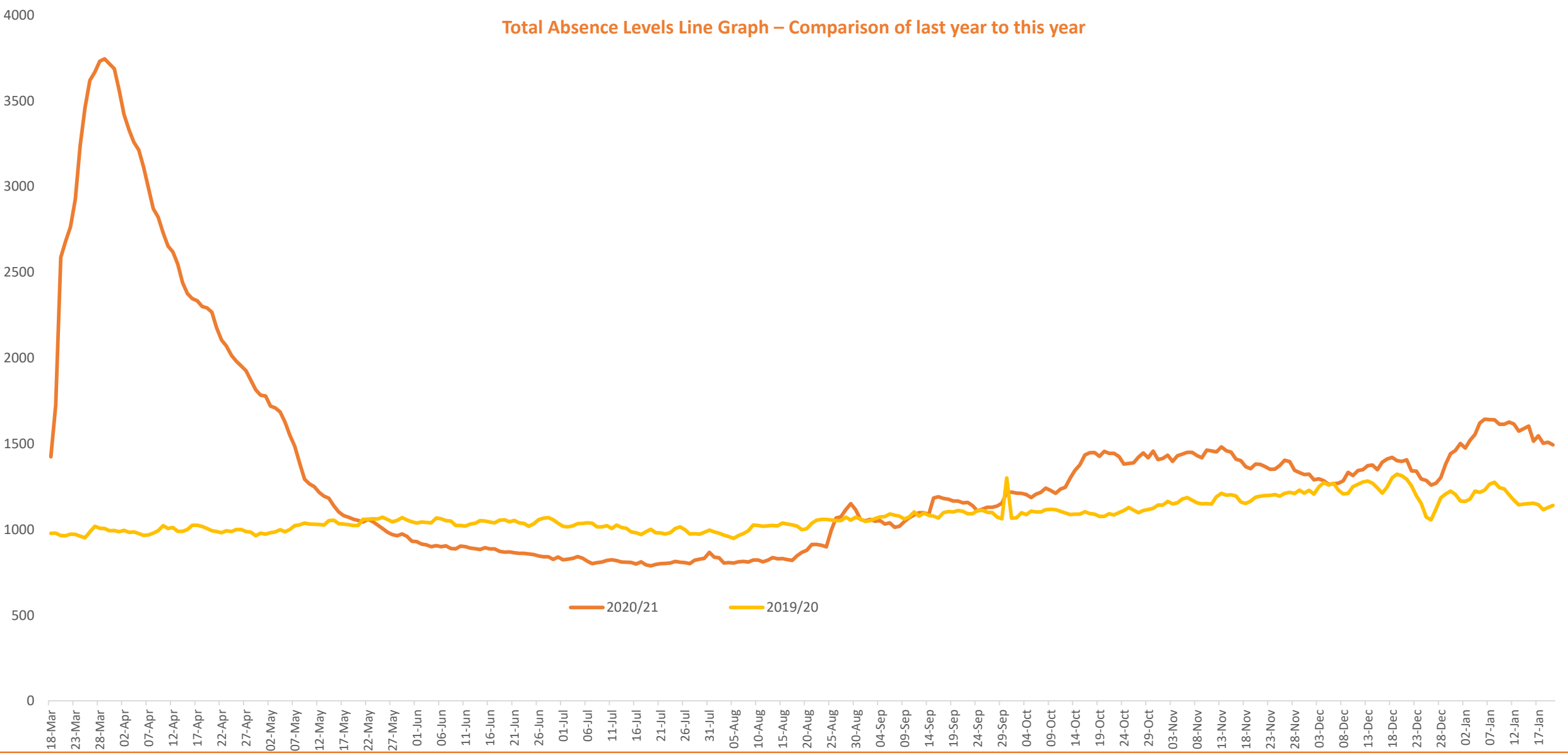


Absences continue to trend above 2020 levels.

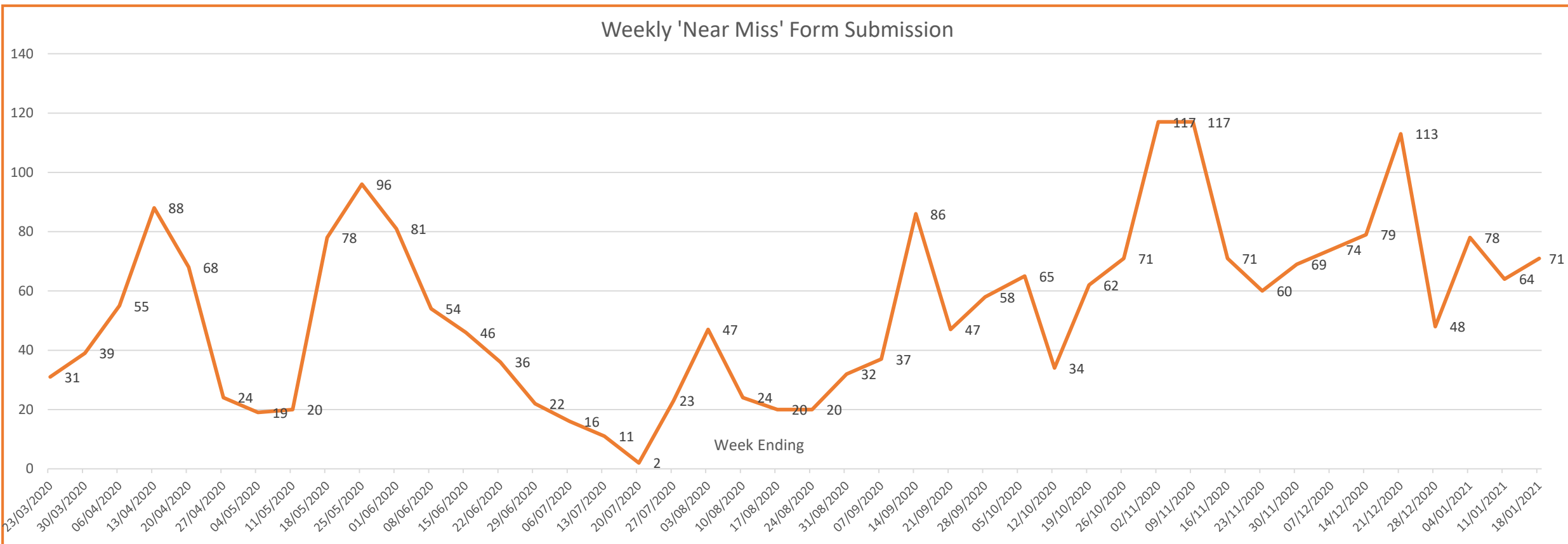
Date	14-Jan	15-Jan	16-Jan	17-Jan	18-Jan	19-Jan	20-Jan
2021	1588	1603	1514	1546	1503	1509	1493
2020	1148	1151	1153	1145	1115	1128	1140

# Total Absence (18<sup>th</sup> March 2020 – 20<sup>th</sup> January 2021)

Total Absence Levels Line Graph – Comparison of last year to this year



# Near Miss and Testing Data (w/e 23<sup>rd</sup> March – 18<sup>th</sup> January 2021)



‘Near miss’ forms in the context of the pandemic situation may be submitted for a variety of reasons. i.e. when officers are potentially exposed to: COVID-19 whilst not wearing PPE, where PPE malfunctions, or in any other instance an officer feels a risk to themselves in a specific occurrence relating to COVID-19.

This can occur due to the reactive nature of policing, as well as being influenced by training levels and supply of PPE. This number of ‘Near Miss’ weekly submissions is down from last week.

The amount of forms submitted continues to be attributable to the process for requesting an asymptomatic COVID-19 screening test due to an occupational risk, requiring the submission of a ‘near miss’ form. Many of the reports would not have been submitted without this requirement. The number of incidents where a lack of PPE is identified has not risen.





# Cumulative Incident Demand (19<sup>th</sup> March 2020 – 20<sup>th</sup> January 2021)

Total	Total																														
2020	1215664																														
2019	1361106																														
April	01-Apr	02-Apr	03-Apr	04-Apr	05-Apr	06-Apr	07-Apr	08-Apr	09-Apr	10-Apr	11-Apr	12-Apr	13-Apr	14-Apr	15-Apr	16-Apr	17-Apr	18-Apr	19-Mar	20-Mar	21-Mar	22-Mar	23-Mar	24-Mar	25-Mar	26-Mar	27-Mar	28-Mar	29-Mar	30-Mar	31-Mar
2020	3837	3806	4130	3874	3666	4242	4458	4298	4117	4844	4974	4319	4408	4277	4462	4276	4444	4771	4296	4312	4258	4395	4296	5067	5366	4150	4042	3937	3719	3738	
2019	4482	4368	4209	4436	5134	4738	4321	4668	4676	4818	4863	5202	5340	4457	4651	4470	4668	5079	6157	6080	5611	5292	5004	4617	4622	5063	5002	4701	4915	4747	
May	01-May	02-May	03-May	04-May	05-May	06-May	07-May	08-May	09-May	10-May	11-May	12-May	13-May	14-May	15-May	16-May	17-May	18-May	19-May	20-May	21-May	22-May	23-May	24-May	25-May	26-May	27-May	28-May	29-May	30-May	31-May
2020	4568	4932	4056	4042	4324	5033	4631	5122	4986	3746	4155	3995	4363	4164	4492	4458	3697	4104	4237	4814	4447	4360	3854	3927	4350	4481	4613	4787	5520	5547	4706
2019	4921	4539	4896	5130	4749	4458	4474	4144	4516	5012	5361	5445	5189	4946	5213	5083	5637	5037	4707	4701	4851	4647	4873	5420	5236	4957	4559	4708	4482	4473	5074
June	01-Jun	02-Jun	03-Jun	04-Jun	05-Jun	06-Jun	07-Jun	08-Jun	09-Jun	10-Jun	11-Jun	12-Jun	13-Jun	14-Jun	15-Jun	16-Jun	17-Jun	18-Jun	19-Jun	20-Jun	21-Jun	22-Jun	23-Jun	24-Jun	25-Jun	26-Jun	27-Jun	28-Jun	29-Jun	30-Jun	
2020	4854	4383	4197	4021	4321	4747	4130	4377	3922	3658	4421	4754	4599	4651	4311	4593	4632	4542	4540	5462	4252	4057	4232	4849	5182	5094	5051	4058	3936	4345	
2019	5632	5002	4626	4689	4469	4882	5515	5233	4847	5051	4801	4464	4312	5186	5438	4746	4759	4603	4895	4650	5317	5594	4766	4647	4690	5180	5071	5889	5759	4996	
July	01-Jul	02-Jul	03-Jul	04-Jul	05-Jul	06-Jul	07-Jul	08-Jul	09-Jul	10-Jul	11-Jul	12-Jul	13-Jul	14-Jul	15-Jul	16-Jul	17-Jul	18-Jul	19-Jul	20-Jul	21-Jul	22-Jul	23-Jul	24-Jul	25-Jul	26-Jul	27-Jul	28-Jul	29-Jul	30-Jul	31-Jul
2020	3924	4388	4430	4765	3956	4557	4228	4148	4148	4464	5082	4537	4174	3895	3995	4292	4509	4815	4197	4225	4192	3985	4041	4706	4904	4276	3937	3948	4240	3915	5005
2019	4918	4618	4819	4668	4995	5388	4988	4980	4432	4831	4877	5511	5565	5067	5332	5061	4581	4801	5032	5076	4591	4922	5203	5235	5489	5853	5519	5368	5052	4979	4902
August	01-Aug	02-Aug	03-Aug	04-Aug	05-Aug	06-Aug	07-Aug	08-Aug	09-Aug	10-Aug	11-Aug	12-Aug	13-Aug	14-Aug	15-Aug	16-Aug	17-Aug	18-Aug	19-Aug	20-Aug	21-Aug	22-Aug	23-Aug	24-Aug	25-Aug	26-Aug	27-Aug	28-Aug	29-Aug	30-Aug	31-Aug
2020	4804	4342	4167	3934	4019	4388	4630	5412	4783	4344	4417	5099	4554	5087	5331	4348	4091	4171	4258	4382	4848	5127	4264	4244	3888	3858	3958	4347	4677	4246	4059
2019	4917	5761	5847	5195	4855	4674	4946	5020	5314	5673	4774	4872	4490	4505	4812	5165	5245	4660	4748	4590	4428	4507	5350	5821	5265	4712	4542	4692	4541	4998	5281
September	01-Sep	02-Sep	03-Sep	04-Sep	05-Sep	06-Sep	07-Sep	08-Sep	09-Sep	10-Sep	11-Sep	12-Sep	13-Sep	14-Sep	15-Sep	16-Sep	17-Sep	18-Sep	19-Sep	20-Sep	21-Sep	22-Sep	23-Sep	24-Sep	25-Sep	26-Sep	27-Sep	28-Sep	29-Sep	30-Sep	
2020	4055	3766	3877	4451	4505	4135	4029	4123	4125	3959	4287	4450	4139	4076	4194	4202	4211	4868	5180	4253	4235	3871	4172	4027	4573	4792	4183	3937	4023	3942	
2019	5235	4408	4189	4177	4381	4858	5054	4626	4385	4232	4352	4424	4880	4984	4532	4475	4516	4709	4556	5200	5440	4422	4702	4509	4352	4367	4805	5319	4717	4625	
October	01-Oct	02-Oct	03-Oct	04-Oct	05-Oct	06-Oct	07-Oct	08-Oct	09-Oct	10-Oct	11-Oct	12-Oct	13-Oct	14-Oct	15-Oct	16-Oct	17-Oct	18-Oct	19-Oct	20-Oct	21-Oct	22-Oct	23-Oct	24-Oct	25-Oct	26-Oct	27-Oct	28-Oct	29-Oct	30-Oct	31-Oct
2020	3921	4555	4363	4097	4180	4138	3953	3815	4396	4543	3939	3711	3889	3802	3942	4126	5004	3948	3717	3826	4145	3991	4473	4549	3994	4018	3520	3871	3692	4611	4898
2019	4191	4392	4020	4670	4728	4125	4362	4193	4344	4454	5111	5030	4325	4702	4475	4495	4420	4846	4947	4566	4548	4185	4443	4298	4845	4631	4622	4435	4230	4225	4821
November	01-Nov	02-Nov	03-Nov	04-Nov	05-Nov	06-Nov	07-Nov	08-Nov	09-Nov	10-Nov	11-Nov	12-Nov	13-Nov	14-Nov	15-Nov	16-Nov	17-Nov	18-Nov	19-Nov	20-Nov	21-Nov	22-Nov	23-Nov	24-Nov	25-Nov	26-Nov	27-Nov	28-Nov	29-Nov	30-Nov	
2020	4067	3916	3829	4096	4716	4762	4658	3718	4111	4000	3774	3889	4523	4427	3849	3847	3813	3773	3828	4426	4359	3563	3629	3613	3980	3786	4267	4345	3615	3719	
2019	4893	4796	4521	4548	5246	4461	4219	4785	4729	4207	4207	4125	4256	4203	4561	4615	4072	4123	3980	3956	4224	4499	4577	4113	4191	3984	4279	3984	4607	4438	
December	01-Dec	02-Dec	03-Dec	04-Dec	05-Dec	06-Dec	07-Dec	08-Dec	09-Dec	10-Dec	11-Dec	12-Dec	13-Dec	14-Dec	15-Dec	16-Dec	17-Dec	18-Dec	19-Dec	20-Dec	21-Dec	22-Dec	23-Dec	24-Dec	25-Dec	26-Dec	27-Dec	28-Dec	29-Dec	30-Dec	31-Dec
2020	3887	3666	3597	4341	4331	3606	3644	3498	3604	3567	4104	4677	3508	3731	3647	3815	3754	4590	4237	3799	3841	3760	4024	3729	2863	3792	3277	3559	3829	3860	4255
2019	4115	3958	4144	4025	4157	4458	4692	4480	4349	4056	3980	4068	4285	4329	3957	4174	4047	3983	4188	5037	4638	4116	4073	3789	3113	4019	4390	4213	4478	4330	4234

Total	Total																			
2021	75450																			
2020	80308																			
January	01-Jan	02-Jan	03-Jan	04-Jan	05-Jan	06-Jan	07-Jan	08-Jan	09-Jan	10-Jan	11-Jan	12-Jan	13-Jan	14-Jan	15-Jan	16-Jan	17-Jan	18-Jan	19-Jan	20-Jan
2021	5135	4147	3676	3715	3406	3569	3387	3916	3812	3480	3490	3670	3648	3627	3981	4213	3711	3591	3572	3704
2020	5327	3477	4174	4015	3481	3796	3882	3950	4019	4217	4095	3731	4066	3635	3816	3924	4341	4624	3860	3878

Note: No figures should be considered as Official Police Statistics. These may not yet have been verified or validated.

