



**POLICE**  
**SCOTLAND**  

---

**POILEAS ALBA**

# **Weekly Hate Crime and Incident Report**

**Week 5: 29th April – 5<sup>th</sup> May**

**OFFICIAL**

This data is Police Scotland Management Information, Not Official Statistics.

# 1. Hate Reporting Summary

All statistics are provisional and should be treated as management information. All data have been extracted from Police Scotland internal systems and are correct as of 6th May 2024.

- 1. Number of online reports:** Between 29th April 2024 – 5th May 2024, **124**, a **17% increase** on the previous week, YTD **9604**.
- 2. Hate Crime Related Telephone Calls (via 101/999):** Between 29th April 2024 – 5th May 2024, **1**, previous week **2**, YTD **64**.
- 3. Hate Crime Related Emails (via Contact Us):** Between 29th April 2024 – 5th May 2024, **0**, previous week **3**, YTD **195**.
- 4. Number of Non-Crime Hate Incidents:** Between 29th April 2024 – 5th May 2024, **27**, a **8% increase** on the previous week, YTD **129**.
- 5. Number of recorded Hate Crimes:** Between 29th April 2024 – 5th May 2024, **226**, a **3% decrease** on the previous week, YTD **1062**.
- 6. Number of Freedom of Information Requests:** Between 29th April 2024 – 5th May 2024, **1**, YTD **72**.
- 7. Subject Access Requests:** Between 29th April 2024 – 5th May 2024, **0**, YTD **18**.
- 8. Number of complaints relating to the Hate Crime Act:** Between 29th April 2024 – 5th May 2024, **1**, YTD **56**.
- 9. % Police Officers completed training: 88.3%**
- 10. Pages 15 - 22 of this report provides disaggregated data by local area command.**

## 2. Online Hate Reports

**Table 1.1: Online Hate Reports**

	29.04.24	30.04.24	01.05.24	02.05.24	03.05.24	04.05.24	05.05.24	Total
<b>Online Reports</b>								
Online Hate Reports - Total	15	34	43	9	5	8	10	<b>124</b>
Online Reports - Named Reporter	1	0	4	4	1	5	4	<b>19</b>
Online Reports - Anonymous Reporter	14	34	39	5	4	3	6	<b>105</b>
<b>Police Incidents</b>								
Police Incidents with Hate Crime Tag Added	19	17	31	24	15	23	20	<b>149</b>
<b>Service Centre Public Contacts</b>								
Hate Crime Related Telephone Calls (Via 101/999)	0	0	1	0	0	0	0	<b>1</b>
Hate Crime Related Emails (Via Contactus)	0	0	0	0	0	0	0	<b>0</b>

# 3. Online Hate Reports

## Table 1.1: Description of data

Information presented in Table 1.1:

Online Hate Reports (total) on each date - 29.04.24 – 15; 30.04.24 – 34; 01.05.24 – 43; 02.05.24 – 9; 03.05.24 – 5; 04.05.24 – 8; 05.05.24 - 10

Online Hate Reports (Named Reporter) on each date - 29.04.24 – 1; 30.04.24 – 0; 01.05.24 – 4; 02.05.24 – 4; 03.05.24 – 1; 04.05.24 – 5; 05.05.24 - 4

Online Hate Reports (Anonymous Reporter) on each date - 29.04.24 – 14; 30.04.24 – 34; 01.05.24 – 39; 02.05.24 – 5; 03.05.24 – 4; 04.05.24 – 3; 05.05.24 - 6

Police Incidents with Hate Crime Tag Added - 29.04.24- 19; 30.04.24 – 17; 01.05.24 – 31; 02.05.24 – 24; 03.05.24 – 15; 04.05.24 – 23; 05.05.24 - 20

Hate Crime Related Telephone Calls (Via 101/999) - 29.04.24 – 0; 30.04.24 – 0; 01.05.24 – 1; 02.05.24 – 0; 03.05.24 – 0; 04.05.24 – 0; 05.05.24 - 0

Hate Crime Related Emails (Via Contactus) - 29.04.24 – 0; 30.04.24 – 0; 01.05.24 – 0; 02.05.24 – 0; 03.05.24 – 0; 04.05.24 – 0; 05.05.24 - 0

# 4. Online Hate Reports

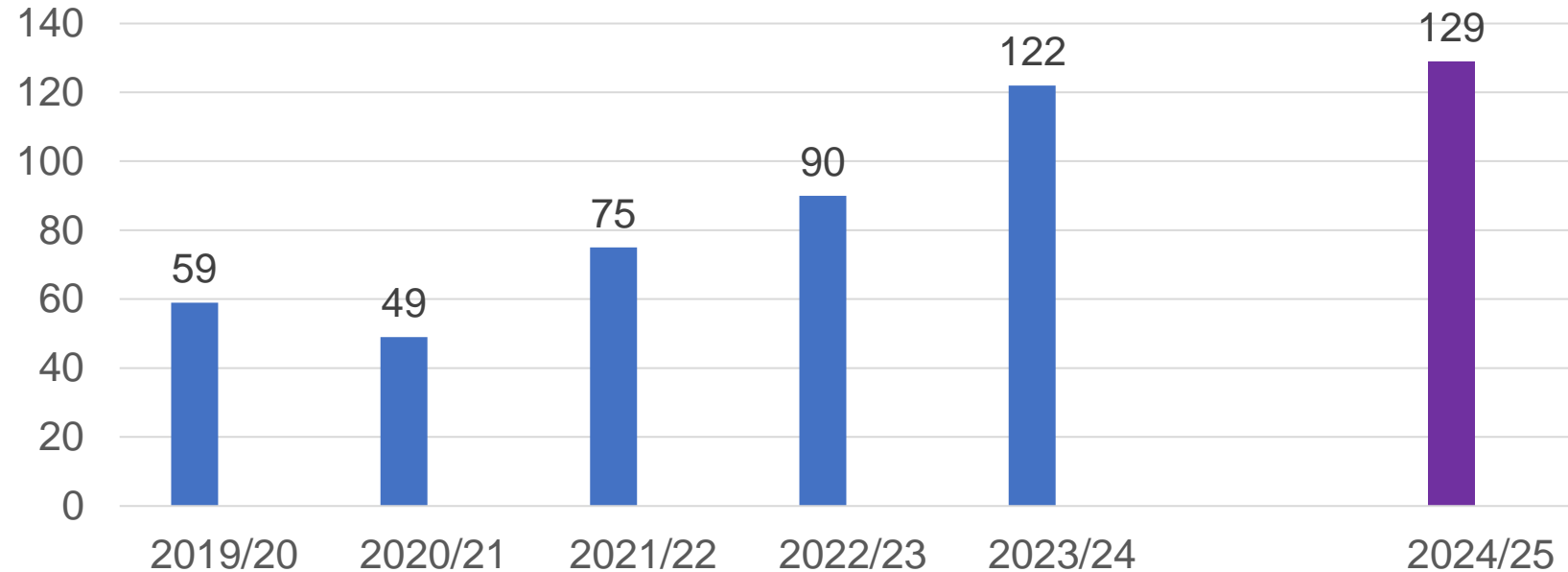
## Caveats for Table 1.1

All statistics are provisional and should be treated as management information. All data have been extracted from Police Scotland internal systems and are correct as of 6th May 2024.

1. Online Hate Reports: Reports via the Police Scotland's digital sites e.g Website, Mobile Phone Site.
2. Police Incidents: Command and Control system generated incidents that have the Hate Crime and Public Order Act Tag added.
3. Hate Crime related Telephone Calls - Hate Crime reports via 101 / 999
4. Hate Crime related E-Mails - Hate Crime reports via the Contact Us Email system.
5. Numbers of reports may change due to ongoing quality assurance.

# 5. Recorded Non-Crime Hate Incidents (1<sup>st</sup> April – 5<sup>th</sup> May)

**Table 2.1: Non-Crime Hate Incidents**



Information presented in Table 2.1 above (1st April - 5th May) 2019/20 - 59 Non-Crime Hate Incidents; 2020/21 - 49 Non-Crime Hate Incidents; 2021/22 - 75 Non-Crime Hate Incidents; 2022/23 - 90 Non-Crime Hate Incidents; 2023/24 - 122 Non-Crime Hate Incidents; 2024/25 - 129 Non-Crime Hate Incidents.



# 6. Recorded Non-Crime Hate Incidents (1<sup>st</sup> April – 5<sup>th</sup> May)

**Table 2.2: Recorded Non-Crime Hate Incidents (Year to Date comparison weeks)**

<b>Period</b>	<b>2019/20</b>	<b>2020/21</b>	<b>2021/22</b>	<b>2022/23</b>	<b>2023/24</b>	<b>2024/25</b>
Week 5 - 29th April - 5th May	12	9	19	22	24	27
Week 4 - 22nd April - 28th April	10	13	14	20	21	25
Week 3 - 15th April - 21st April	11	14	20	19	26	26
Week 2 - 8th April - 14th April	13	6	11	10	33	22
Week 1 - 1st April - 7th April	13	7	11	19	18	29
<b>Total</b>	<b>59</b>	<b>49</b>	<b>75</b>	<b>90</b>	<b>122</b>	<b>129</b>

# 7. Recorded Non-Crime Hate Incidents (1<sup>st</sup> April – 5<sup>th</sup> May)

## Table 2.2: Description of data

Information presented in Table 2.2 above:

(1st April - 7th April) 2019/20 - 13 Non-Crime Hate Incidents; 2020/21 - 7 Non-Crime Hate Incidents; 2021/22 - 11 Non-Crime Hate Incidents; 2022/23 - 19 Non-Crime Hate Incidents; 2023/24 - 18 Non-Crime Hate Incidents; 2024/25 - 29 Non-Crime Hate Incidents.

(8th April - 14th April) 2019/20 - 13 Non-Crime Hate Incidents; 2020/21 - 6 Non-Crime Hate Incidents; 2021/22 - 11 Non-Crime Hate Incidents; 2022/23 - 10 Non-Crime Hate Incidents; 2023/24 - 33 Non-Crime Hate Incidents; 2024/25 - 22 Non-Crime Hate Incidents.

(15th April - 21st April) 2019/20 - 11 Non-Crime Hate Incidents; 2020/21 - 14 Non-Crime Hate Incidents; 2021/22 - 20 Non-Crime Hate Incidents; 2022/23 - 19 Non-Crime Hate Incidents; 2023/24 - 26 Non-Crime Hate Incidents; 2024/25 - 26 Non-Crime Hate Incidents.

(22nd April - 28th April) 2019/20 - 10 Non-Crime Hate Incidents; 2020/21 - 13 Non-Crime Hate Incidents; 2021/22 - 14 Non-Crime Hate Incidents; 2022/23 - 20 Non-Crime Hate Incidents; 2023/24 - 21 Non-Crime Hate Incidents; 2024/25 - 25 Non-Crime Hate Incidents.

(29th April – 5th May) 2019/20 - 12 Non-Crime Hate Incidents; 2020/21 - 9 Non-Crime Hate Incidents; 2021/22 - 19 Non-Crime Hate Incidents; 2022/23 - 22 Non-Crime Hate Incidents; 2023/24 - 24 Non-Crime Hate Incidents; 2024/25 - 27 Non-Crime Hate Incidents.



# 8. Recorded Non-Crime Hate Incidents (29<sup>th</sup> April – 5<sup>th</sup> May)

**Table 2.3: Recorded Non-Crime Hate Incidents**

Period	2019/20	2020/21	2021/22	2022/23	2023/24	2024/25
29th April	1	3	7	5	4	2
30th April	2	1	1	1	2	6
1st May	1	1	2	3	4	3
2nd May	2	0	1	3	6	5
3rd May	3	2	3	4	3	2
4th May	2	1	3	4	2	8
5th May	1	1	2	2	3	1
<b>Total</b>	<b>12</b>	<b>9</b>	<b>19</b>	<b>22</b>	<b>24</b>	<b>27</b>

# 9. Recorded Non-Crime Hate Incidents (29<sup>th</sup> April – 5<sup>th</sup> May)

## Table 2.3: Description of data

Information presented in Table 2.2: Non-Crime Hate Incidents on each date

- 29th April 2019/20 - 1; 2020/21 – 3; 2021/22 – 7; 2022/23 – 5; 2023/24 – 4; 2024/25 - 2
- 30th April 2019/20 – 2; 2020/21 – 1; 2021/22 – 1; 2022/23 – 1; 2023/24 – 2; 2024/25 - 6
- 1st May 2019/20 – 1; 2020/21 – 1; 2021/22 – 2; 2022/23 – 3; 2023/24 – 4; 2024/25 - 3
- 2nd May 2019/20 – 2; 2020/21 – 0; 2021/22 – 1; 2022/23 – 3; 2023/24 – 6; 2024/25 - 5
- 3rd May 2019/20 – 3; 2020/21 – 2; 2021/22 – 3; 2022/23 – 4; 2023/24 – 3; 2024/25 - 2
- 4th May 2019/20 – 2; 2020/21 – 1; 2021/22 – 3; 2022/23 – 4; 2023/24 – 2; 2024/25 - 8
- 5th May 2019/20 – 1; 2020/21 – 1; 2021/22 – 2; 2022/23 – 2; 2023/24 – 3; 2024/25 - 1

# 10. Recorded Non-Crime Hate Incidents (1<sup>st</sup> April – 5<sup>th</sup> May)

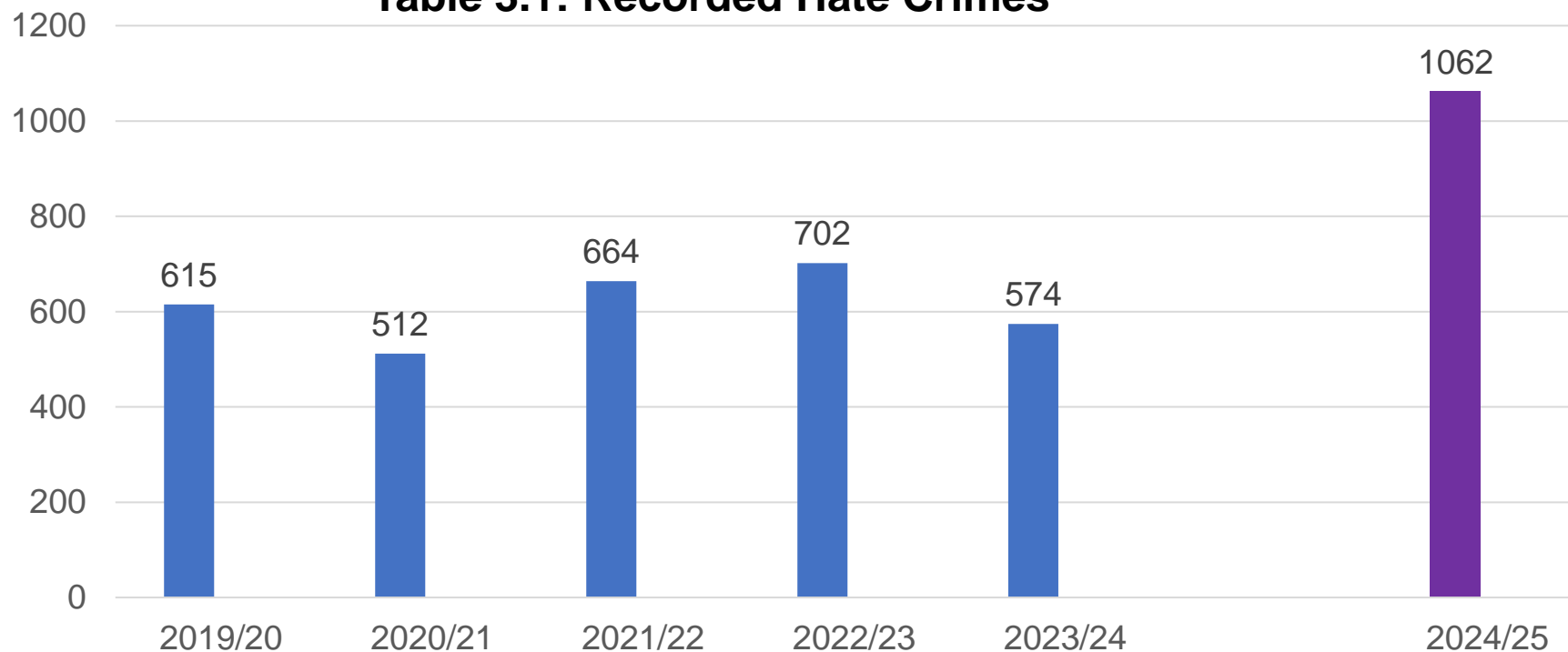
## Caveats for Tables 2.1, 2.2 and 2.3

All statistics are provisional and should be treated as management information. All data have been extracted from Police Scotland internal systems and are correct as of 6th May 2024.

1. All records relating to Non-Crime Hate Incidents have been extracted from the Interim Vulnerable Persons Database (iVPD).
2. Non-Crime Hate Incidents are extracted from iVPD where 'Crime Occurred' equals 'No'.
3. Please note, the data is extracted using the 'incident created' date.

# 11. Recorded Hate Crimes (1<sup>st</sup> April – 5<sup>th</sup> May)

**Table 3.1: Recorded Hate Crimes**



Information presented in Table 3.1 above (1st April - 5th May) 2019/20 - 615 recorded hate crimes; 2020/21 - 512 recorded hate crimes; 2021/22 - 664 recorded hate crimes; 2022/23 - 702 recorded hate crimes; 2023/24 - 574 recorded hate crimes; 2024/25 - 1062 recorded hate crimes.

# 12. Recorded Hate Crimes (1<sup>st</sup> April – 5<sup>th</sup> May)

**Table 3.2: Recorded Hate Crime by Date (year to Date Comparison weeks)**

Period	2019/20	2020/21	2021/22	2022/23	2023/24	2024/25
Week 5 - 29th April - 5th May	120	114	149	155	130	226
Week 4 - 22nd April - 28th April	130	118	139	139	105	233
Week 3 - 15th April - 21st April	128	103	129	146	128	178
Week 2 - 8th April - 14th April	130	80	108	137	112	197
Week 1 - 1st April - 7th April	107	97	139	125	99	228
<b>Total</b>	<b>615</b>	<b>512</b>	<b>664</b>	<b>702</b>	<b>574</b>	<b>1062</b>

# 13. Recorded Hate Crimes (1<sup>st</sup> April – 5<sup>th</sup> May)

## Table 3.2: Description of data

Information presented in Table 3.2 above:

(1st April - 7th April) 2019/20 - 107 recorded hate crimes; 2020/21 - 97 recorded hate crimes; 2021/22 - 139 recorded hate crimes; 2022/23 - 125 recorded hate crimes; 2023/24 - 99 recorded hate crimes; 2024/25 - 228 recorded hate crimes.

(8th April - 14th April) 2019/20 - 130 recorded hate crimes; 2020/21 - 80 recorded hate crimes; 2021/22 - 108 recorded hate crimes; 2022/23 - 137 recorded hate crimes; 2023/24 - 112 recorded hate crimes; 2024/25 - 197 recorded hate crimes.

(15th April - 21st April) 2019/20 - 128 recorded hate crimes; 2020/21 - 103 recorded hate crimes; 2021/22 - 129 recorded hate crimes; 2022/23 - 146 recorded hate crimes; 2023/24 - 128 recorded hate crimes; 2024/25 - 178 recorded hate crimes.

(22nd April - 28th April) 2019/20 - 130 recorded hate crimes; 2020/21 - 118 recorded hate crimes; 2021/22 - 139 recorded hate crimes; 2022/23 - 139 recorded hate crimes; 2023/24 - 105 recorded hate crimes; 2024/25 - 233 recorded hate crimes.

(29th April - 5th May) 2019/20 - 120 recorded hate crimes; 2020/21 - 114 recorded hate crimes; 2021/22 - 149 recorded hate crimes; 2022/23 - 155 recorded hate crimes; 2023/24 - 130 recorded hate crimes; 2024/25 - 226 recorded hate crimes.

# 14. Recorded Hate Crimes (1<sup>st</sup> April 2024 – 5<sup>th</sup> May 2024)

**Table 3.3: Recorded Hate Crime (North Command)**

Division	Area Command	2024/25
North East	Aberdeen North - AK	23
	Aberdeen South - AU	19
	Aberdeenshire North - AP	13
	Aberdeenshire South - AV	4
	Moray - AE	13
Tayside	Dundee City - DC	34
	Perth & Kinross - DP	21
	Angus - DE	15
Highland and Islands	North Highlands - NE	15
	Inverness - NA	22
	South Highlands - NB	5
	Western Isles - ND	2
	Orkney - NK	1
	Shetland - NL	1
<b>Total</b>		<b>188</b>

# 15. Recorded Hate Crimes (1<sup>st</sup> April 2024 – 5<sup>th</sup> May 2024)

## Table 3.3: Description of data

Information presented in Table 3.3. Recorded Hate Crimes 1st April 2024 – 5th May 2024:

Aberdeen North – AK - 23  
Aberdeen South – AU - 19  
Aberdeenshire North – AP - 13  
Aberdeenshire South – AV - 4  
Moray – AE - 13  
Dundee City - DC - 34  
Perth & Kinross – DP - 21  
Angus – DE - 15  
North Highlands – NE - 15  
Inverness – NA - 22  
South Highlands – NB - 5  
Western Isles – ND - 2  
Orkney – NK - 1  
Shetland – NL - 1



# 16. Recorded Hate Crimes (1<sup>st</sup> April 2024 – 5<sup>th</sup> May 2024)

**Table 3.4: Recorded Hate Crime (East Command)**

Division	Area Command	2024/25
Forth Valley	Stirling - CS	15
	Clackmannanshire - CA	10
	Falkirk - CF	28
Edinburgh	Edinburgh South East - EC	102
	Edinburgh North West - EN	31
	Edinburgh South West - ES	16
	Edinburgh North East - ED	27
Lothian and Borders	East Lothian - JE	12
	Midlothian - JL	12
	Scottish Borders - JB	11
	West Lothian - JG	46
Fife	Central Fife - PA	20
	East Fife - PB	13
	West Fife - PD	13
	Levenmouth - PL	11
	Cowdenbeath - PJ	19
	Glenrothes - PG	7
<b>Total</b>		<b>393</b>

# 17. Recorded Hate Crimes (1<sup>st</sup> April 2024 – 5<sup>th</sup> May 2024)

## Table 3.4: Description of data

Information presented in Table 3.4. Recorded Hate Crimes 1st April 2024 – 5th May 2024:

Stirling – CS - 15  
Clackmannanshire – CA - 10  
Falkirk – CF - 28  
Edinburgh South East – EC - 102  
Edinburgh North West – EN - 31  
Edinburgh South West – ES - 16  
Edinburgh North East - ED - 27  
East Lothian – JE - 12  
Midlothian – JL - 12  
Scottish Borders – JB - 11  
West Lothian - JG - 46  
Central Fife – PA - 20  
East Fife – PB - 13  
West Fife – PD - 13  
Levenmouth – PL - 11  
Cowdenbeath – PJ - 19  
Glenrothes – PG - 7

# 18. Recorded Hate Crimes (1<sup>st</sup> April 2024 – 5<sup>th</sup> May 2024)

**Table 3.5: Recorded Hate Crime (West Command)**

Division	Area Command	2024/25
Greater Glasgow	Glasgow City Centre - GP	52
	Glasgow East - GK	57
	Glasgow North West - GU	25
	Glasgow North - GF	12
	Glasgow South West - GA	28
	East Dunbartonshire - GJ	4
	Glasgow South East - GD	33
	East Renfrewshire - GC	5
	Ayrshire	East Ayrshire - UC
North Ayrshire - UA		18
South Ayrshire - UD		15
Lanarkshire	Monklands and Cumbernauld - QG	25
	Wishaw Motherwell and Bellshill - QE	25
	East Kilbride Cambuslang and Rutherglen - QA	29
	Hamilton and Clydesdale - QB	19
Argyll and West Dunbartonshire	Cowal, Bute & Helensburgh - LD	9
	Oban, Mid Argyll, Kintyre and the Islands - LB	8
	West Dunbartonshire - LA	18
Renfrewshire and Inverclyde	Inverclyde - KC	14
	Paisley - KA	23
	Renfrew - KB	14
Dumfries and Galloway	Dumfriesshire - VA	22
	Galloway - VG	6
<b>Total</b>		<b>481</b>

# 19. Recorded Hate Crimes (1<sup>st</sup> April 2024 – 5<sup>th</sup> May 2024)

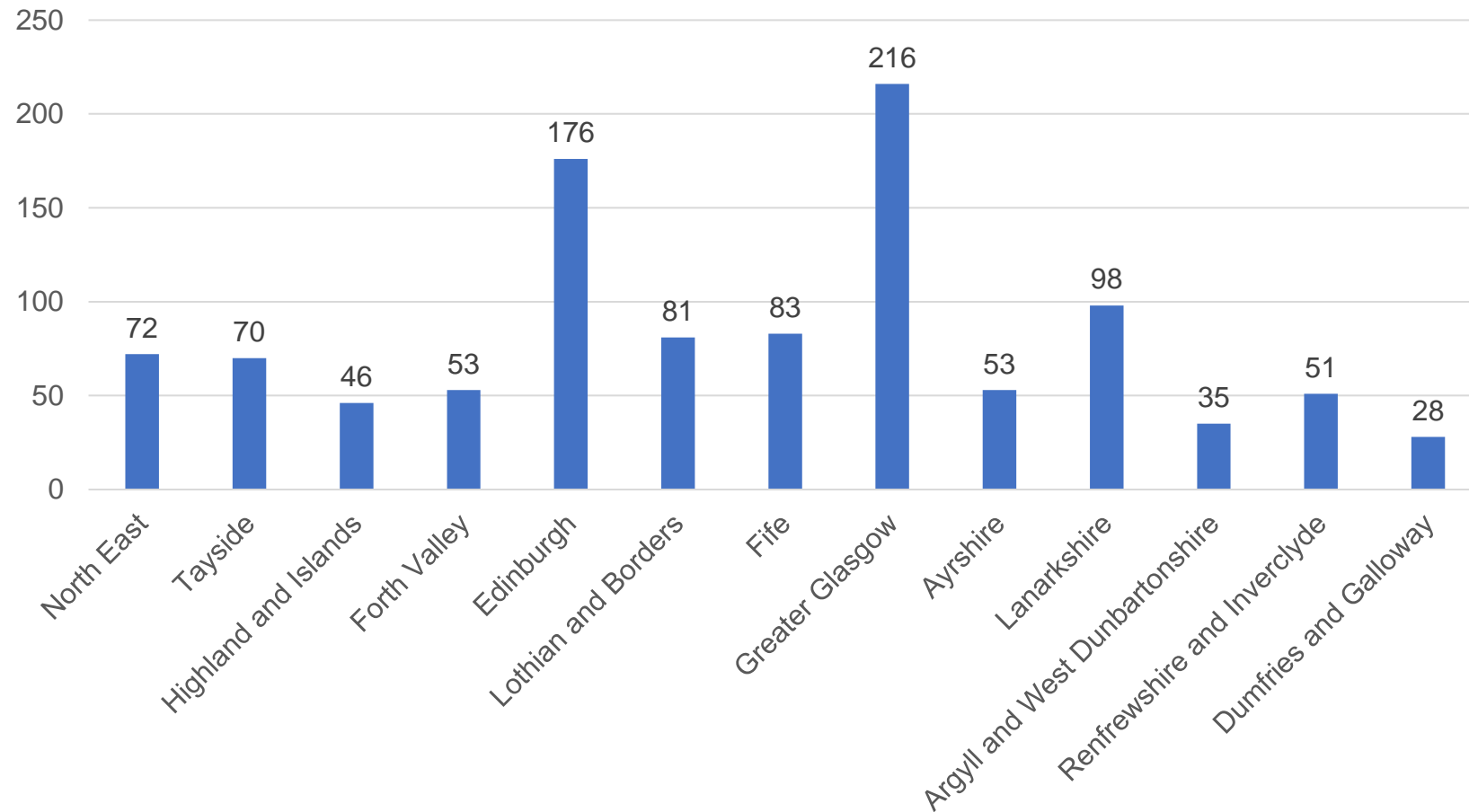
## Table 3.5: Description of data

Information presented in Table 3.5. Recorded Hate Crimes 1st April 2024 – 5th May 2024:

Glasgow City Centre – GP – 52; Glasgow East – GK – 57; Glasgow North West – GU – 25;  
Glasgow North – GF – 12; Glasgow South West – GA – 28; East Dunbartonshire – GJ – 4;  
Glasgow South East – GD – 33; East Renfrewshire – GC – 5; East Ayrshire – UC – 20;  
North Ayrshire – UA – 18; South Ayrshire – UD – 15; Monklands and Cumbernauld – QG -25; Wishaw  
Motherwell and Bellshill – QE – 25; East Kilbride Cambuslang and Rutherglen – QA – 29;  
Hamilton and Clydesdale – QB – 19; Cowal, Bute & Helensburgh – LD – 9;  
Oban, Mid Argyll, Kintyre and the Islands – LB – 8; West Dunbartonshire – LA – 18; Inverclyde – KC – 14;  
Paisley – KA – 23; Renfrew – KB – 14; Dumfriesshire – VA – 22; Galloway – VG - 6

# 20. Recorded Hate Crimes (1<sup>st</sup> April 2024 – 5<sup>th</sup> May 2024)

**Table 3.6: Recorded Hate Crime (Police Divisions)**



## Table 3.6: Description of data

Information presented in Table 3.6. Recorded Hate Crimes 1st April 2024 – 5th May 2024:

North East - 72

Tayside - 70

Highland and Islands - 46

Forth Valley - 53

Edinburgh - 176

Lothian and Borders - 81

Fife - 83

Greater Glasgow - 216

Ayrshire - 53

Lanarkshire - 98

Argyll and West Dunbartonshire - 35

Renfrewshire and Inverclyde - 51

Dumfries and Galloway - 28

# 22. Recorded Hate Crimes (29<sup>th</sup> April – 5<sup>th</sup> May)

**Table 3.7: Recorded Hate Crime by Date**

Period	2019/20	2020/21	2021/22	2022/23	2023/24	2024/25
29th April	26	17	28	22	19	35
30th April	15	22	15	12	20	26
1st May	18	9	22	23	28	37
2nd May	14	15	33	31	15	39
3rd May	16	21	19	23	18	27
4th May	16	16	10	26	16	27
5th May	15	14	22	18	14	35
<b>Total</b>	<b>120</b>	<b>114</b>	<b>149</b>	<b>155</b>	<b>130</b>	<b>226</b>

Information presented in Table 3.7 above: Recorded hate crimes on each date:

- 29th April 2019/20 – 26; 2020/21 – 17; 2021/22 – 28; 2022/23 – 22; 2023/24 – 19; 2024/25 - 35
- 30th April 2019/20 – 15; 2020/21 – 22; 2021/22 – 15; 2022/23 – 12; 2023/24 – 20; 2024/25 - 26
- 1st May 2019/20 – 18; 2020/21 – 9; 2021/22 – 22; 2022/23 – 23; 2023/24 – 28; 2024/25 - 37
- 2nd May 2019/20 – 14; 2020/21 – 15; 2021/22 – 33; 2022/23 – 31; 2023/24 – 15; 2024/25 - 39
- 3rd May 2019/20 – 16; 2020/21 – 21; 2021/22 – 19; 2022/23 – 23; 2023/24 – 18; 2024/25 - 27
- 4th May 2019/20 -16; 2020/21 – 16; 2021/22 – 10; 2022/23 – 26; 2023/24 – 16; 2024/25 - 27
- 5th May 2019/20 – 15; 2020/21 – 14; 2021/22 – 22; 2022/23 – 18; 2023/24 – 14; 2024/25 - 35

## Caveats for Tables 3.1 - 3.7

All statistics are provisional and should be treated as management information. All data have been extracted from Police Scotland internal systems and are correct as of 6th May 2024.

1. The data prior to the 1st April 2024 has been extracted from the Interim Vulnerable Persons Database (iVPD) using the 'incident created' date.
2. The data from the 1st April 2024 has been extracted from the National Crime Unifi database using the 'date raised'.
3. Please note, the data from iVPD has been extracted based on crimes/offences which include at least one of the hate aggravators.
4. Please note, the data from National Unifi Crime has been extracted based on crimes/offences which include at least one of the hate aggravators and/or are one of the following offences:
  - Racially aggravated harassment
  - Racially aggravated conduct
  - Stirring up hatred: Racial
  - Stirring up hatred: Other Group
  - Race Relations Legislation (Public Order Act)



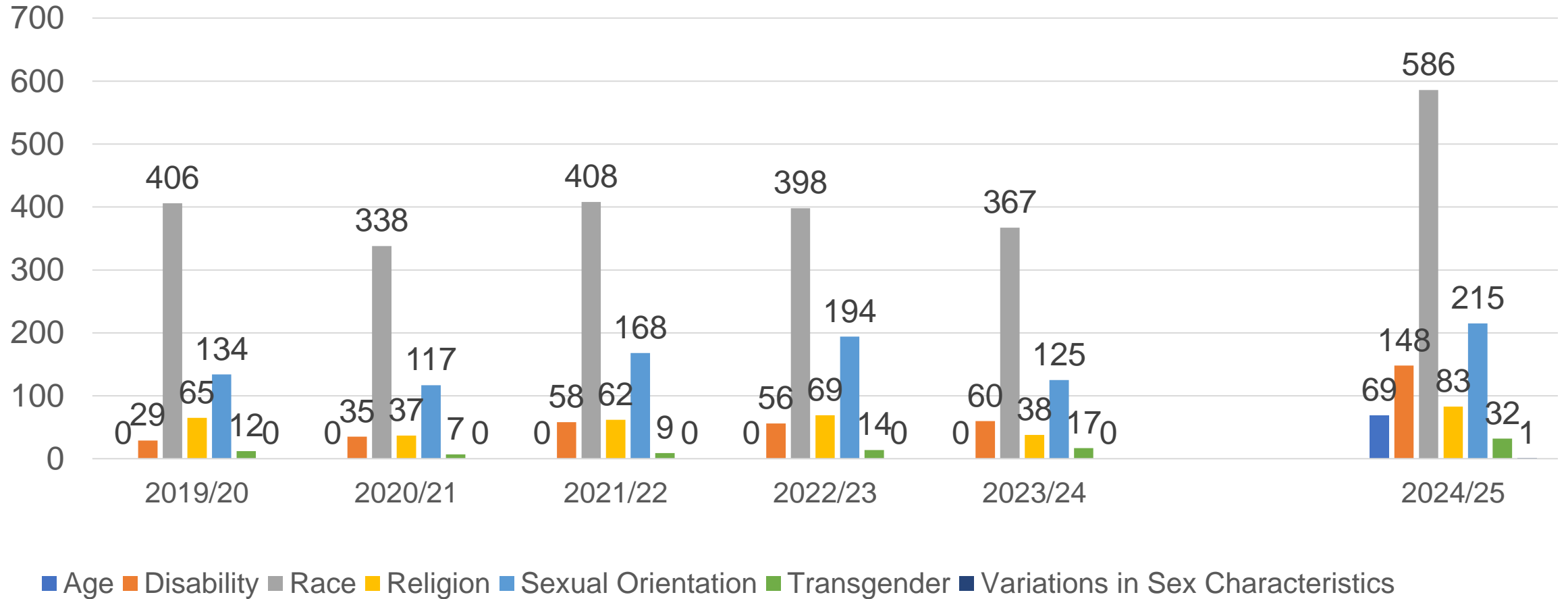
## 24. Recorded Hate Crimes (1<sup>st</sup> April – 5<sup>th</sup> May)

### Caveats for Tables 3.1 – 3.7

5. Please note, Tables 3.1 – 3.7 display a count of unique hate crimes, and not a count of aggravators. Multiple aggravators can be added to the one hate crime.
6. Please note, due to the different sources of data being used, and the different methodology/counting rules, comparison of recorded hate crimes from the 1<sup>st</sup> April 2024 with recorded hate crimes prior to the 1<sup>st</sup> April 2024 would not be advised. Any comparison of the two datasets should be carried out with caution.
7. Please note, of the 1062 hate crimes, 9 recorded hate crime relates to ‘Stirring up hatred: Racial’; and 15 recorded hate crimes relate to ‘Stirring up hatred: Other Group’.

# 25. Recorded Hate Crime Aggravators (1<sup>st</sup> April – 5<sup>th</sup> May)

**Table 4.1: Recorded Hate Crime Aggravators**



# 26. Recorded Hate Crime Aggravators (1<sup>st</sup> April – 5<sup>th</sup> May)

**Table 4.2: Recorded Hate Crime Aggravators**

Aggravator	2019/20	2020/21	2021/22	2022/23	2023/24	2024/25
Age	-	-	-	-	-	69
Disability	29	35	58	56	60	148
Race	406	338	408	398	367	586
Religion	65	37	62	69	38	83
Sexual Orientation	134	117	168	194	125	215
Transgender	12	7	9	14	17	32
Variations in Sex Characteristics	-	-	-	-	-	1
<b>Total</b>	<b>646</b>	<b>534</b>	<b>705</b>	<b>731</b>	<b>607</b>	<b>1134</b>

# 27. Recorded Hate Crime Aggravators (1<sup>st</sup> April – 5<sup>th</sup> May)

## Tables 4.1 and 4.2: Description of data within graph and table

Information presented in Table 4.1 and Table 4.2 (1st April - 5th May):  
Hate Aggravators (Financial Year to date) –

Age: 2019/20 - ; 2020/21 - ; 2021/22 - ; 2022/23 - ; 2023/24 - ; 2024/25 - 69

Disability: 2019/20 – 29; 2020/21 – 35; 2021/22 – 58; 2022/23 – 56; 2023/24 – 60; 2024/25 - 148

Race: 2019/20 – 406; 2020/21 – 338; 2021/22 – 408; 2022/23 – 398; 2023/24 – 367; 2024/25 - 586

Religion: 2019/20 – 65; 2020/21 - 37; 2021/22 – 62; 2022/23 – 69; 2023/24 – 38; 2024/25 - 83

Sexual Orientation: 2019/20 – 134; 2020/21 – 117; 2021/22 -168; 2022/23 – 194; 2023/24 – 125;  
2024/25 - 215

Transgender: 2019/20 – 12; 2020/21- 7; 2021/22 – 9; 2022/23 -14; 2023/24 – 17; 2024/25 - 32

Variations in Sex Characteristics: 2019/20 -; 2020/21-; 2021/22 -; 2022/23 -; 2023/24 -; 2024/25 - 1

## 28. Recorded Hate Crime Aggravators (1<sup>st</sup> April – 5<sup>th</sup> May)

### **Caveats for Tables 4.1 and 4.2**

All statistics are provisional and should be treated as management information. All data have been extracted from Police Scotland internal systems and are correct as of 6th May 2024.

1. The data prior to the 1st April 2024 has been extracted from the iVPD database using the ‘incident created’ date..
2. The data from the 1st April 2024 has been extracted from the National Crime Unifi database using the ‘date raised’.
3. Please note, the data from iVPD has been extracted based on crimes/offences which include at least one of the hate aggravators.
4. Please note, the data from National Unifi Crime has been extracted based on the hate crime aggravators. Not all recorded hate crimes include an aggravator within National Unifi Crime.
5. Please note, Tables 4.1 and 4.2 display a count of aggravators. Multiple aggravators can be added to the one hate crime.

## 29. Recorded Hate Crime Aggravators (1<sup>st</sup> April – 5<sup>th</sup> May)

### Caveats for Tables 4.1 and 4.2

6. Please note, due to the different sources of data being used, and the different methodology/counting rules, comparison of recorded hate crimes from the 1<sup>st</sup> April 2024 with recorded hate crimes prior to the 1<sup>st</sup> April 2024 would not be advised. Any comparison of the two datasets should be carried out with caution.
7. Please note, the aggravators 'Age' and 'Variations in Sex Characteristics' were introduced on the 1<sup>st</sup> April 2024. These aggravators could not be selected from the iVPD database.