

Review of Undetected Group 2 Crimes



Produced by: S38(1)(b) [REDACTED]
**Criminal Intelligence Analysts
Analysis and Performance Unit
24/01/2019**

Section 1: Executive Overview

Aim: This report has been requested by T/DSU Catriona Henderson of G Division PPU to look at the issue of undetected group 2 crimes in the Greater Glasgow area. There has been a perceived rise in the number of undetected group 2 crimes and the aim of this report is to establish any trends or patterns of crime and their potential causes.

Scope: This report looks at crime data between the 1st of April and the 20th of January in the following financial year periods: 2016/17, 2017/18 and 2018/19. The majority of analysis is done on all three time periods to provide a comparison. However some analysis is carried out on 2018/19 only to provide a more accurate assessment of the current picture.

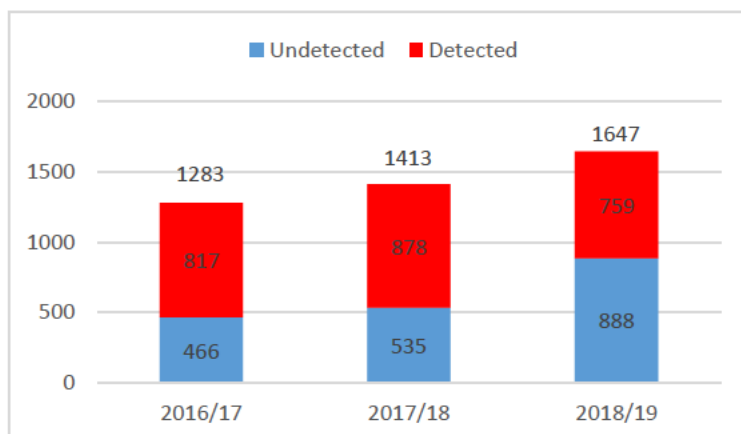
Methodology: Crime data was extracted & mapped via ArcGIS. Microsoft Excel was used to further analyse the data. All group 2 crimes were analysed excepting crimes relating to rape & sodomy. Historical crimes have been defined as those where a year or more has passed between the crime occurring & being reported to police. Spatial & temporal analysis was also applied.

Section 2: Key Findings

- 1647 group 2 crimes were committed in the Greater Glasgow area in 2018/19; a rise of 28% on the same period during the previous financial year.
- The overall detection rate in 2018/19 fell to 46% from 62% the previous year.
- 31% of undetected crimes in 2018/19 were classed as historical.
- Sexual assaults against females aged 16 and over were the most common undetected non historical crimes in 2018/19 with 334. This accounted for 24% of the total number of undetected non historical crimes in 2018/19. GP sub-division showed the highest number of offences with just over half occurring in licensed premises.
- S30(b)(ii) [REDACTED]
[REDACTED]
[REDACTED]
[REDACTED]
[REDACTED]
- Undetected non historical sexual assaults against females aged 16 or over showed a rise of 41% from the previous financial year.
- Lewd & libidinous practices were the most frequent undetected historical crimes in 2018/19 accounting for 32% of the total for the financial year.
- 68% of undetected crime charges increased in 2018/19 from 2017/18 figures.
- GK sub-division ranked highest for both overall undetected & historical crimes in 2018/19.
- S35(1)(a)&(b) [REDACTED]
- November 2018 showed the highest number of undetected crimes in 2018/19 with 132.

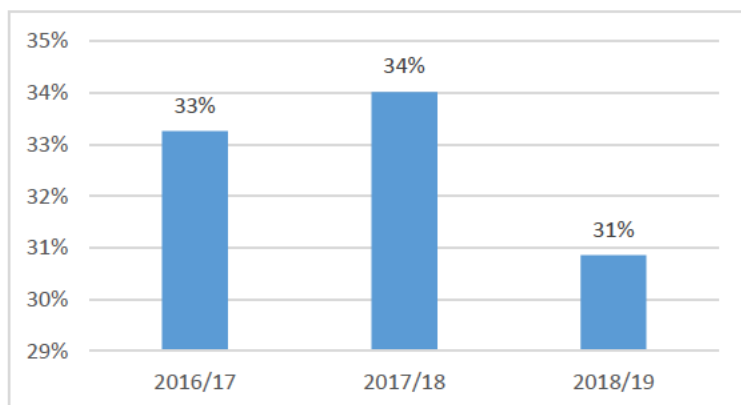
Section 3: Crime Data Overview

Figure 1: Detected & undetected group 2 crimes by financial year



Between 2016/17 and 2018/19 group 2 crimes have risen by 28%. Detection rates remained consistent in 2016/17 and 2017/18 with 64% and 62% respectively. However in 2018/19 for the same period the detection rate has fallen to 46%.

Figure 2: Percentage of historical undetected crimes



Undetected historical crimes have remained fairly consistent throughout the three time periods analysed in this report. Approximately one third of undetected group 2 crimes investigated by Police Scotland throughout each of the last three financial years would be considered

historical in nature.

Figure 3: Most frequent non historical undetected crimes

| Crime | 2016/17 | 2017/18 | 2018/19 | Total |
|---|---------|---------|---------|-------|
| Sexual Assault - F (16+) (SOSA'09) s. 3 | 86 | 103 | 145 | 334 |
| Communicating Indecently - M&F (16+) (SOSA'09) s. 7(1) | 30 | 26 | 39 | 95 |
| Coerce into Being Present Sex Activity - M&F (16+) (SOSA'09) s. 5 | 25 | 15 | 27 | 67 |
| Cause to Look at Sex Image - M&F (<13) (SOSA'09) s. 23 | 13 | 18 | 20 | 51 |
| Communicating Indecently - M&F (<13) (SOSA'09) s. 24(1) | 17 | 7 | 20 | 44 |
| Coerce to Look at Sex Image - M&F (16+) (SOSA'09) s. 6 | 13 | 7 | 24 | 44 |
| Sexual Exposure - M&F (16+) (SOSA'09) s. 8 | 12 | 13 | 18 | 43 |
| Voyeurism - M&F (16+) (SOSA'09) s. 9 | 9 | 10 | 19 | 38 |
| Sexual Assault - F (13-15) (SOSA'09) s. 3 | 4 | 10 | 23 | 37 |
| Sexual Assault by Penetration - F (16+) (SOSA'09) s. 2 | 3 | 12 | 21 | 36 |

Sexual assaults on females aged 16 and over were the most common undetected non historical crimes in all three time periods assessed. Crimes of this type have shown an increase of 41% between 2017/18 and 2018/19. GP sub-division showed the highest number of crimes with 43; 23 of which occurred in licensed premises. Only seven undetected non historical sexual assault crimes were domestic related in 2018/19; down slightly from eight observed in 2017/18. Indeed overall undetected domestic related group 2 crimes have remained relatively consistent over the last two financial years with 44 and 54 in 2017/18 and 2018/19 respectively.

Communicating indecently was the second most common undetected non historical crime in each of the last three financial years. Previous analysis has shown that whilst a number of these offences have occurred online and via mobile communications devices; a large proportion also happen in person. Crimes such as shouting out inappropriate comments in the street which would previously have been charged under a Breach of the Peace or Public Indecency are now being classed as Communicating Indecently as the relevant legislation now exists under the Sexual Offences Scotland Act 2009. S30(b)(ii)

[REDACTED]

[REDACTED]

[REDACTED]

[REDACTED]

[REDACTED]

Figure 4: Most frequent historical undetected crimes

| Crime | 2016/17 | 2017/18 | 2018/19 | Total |
|---|---------|---------|---------|-------|
| Lew d & Libidinous Practices s. 1 | 45 | 65 | 65 | 175 |
| Lew d and libidinous practices (OBSDEC10) | 36 | 28 | 24 | 88 |
| Indecent Assault (preDEC10) | 20 | 14 | 24 | 58 |
| Sexual Assault - F (16+) (SOSA'09) s. 3 | 4 | 7 | 21 | 32 |
| Sexual Assault - F (<13) (SOSA'09) s. 20 | 8 | 10 | 9 | 27 |
| Sexual Assault - F (13-15) (SOSA'09) s. 3 | 3 | 6 | 10 | 19 |
| Criminal Law (Consolidation) (S) Act 1995 (OBSDEC10) s. 6 | 5 | 3 | 11 | 19 |
| Sexual Offs Act 1976 - LEWD & LIB GIRL OF OR BETWEEN 12 & 16 s. 5 | 2 | 7 | 9 | 18 |
| Sexual Assault by Penetration - F (16+) (SOSA'09) s. 2 | 1 | 5 | 9 | 15 |
| SEX OFFENCES 1976 - LEWD & LIB GIRL BETWEEN 12 & 16 s. 5 | 1 | 3 | 5 | 9 |
| Sexual Assault - M (<13) (SOSA'09) s. 20 | 2 | 1 | 6 | 9 |
| Criminal Law Amendment Act 1922 - Lew d & Lib girl s. 4 | 0 | 1 | 8 | 9 |

Lewd & libidinous practices charges were the two most frequent undetected historical crimes in 2018/19 accounting for 32% of the total for the financial year. Similar numbers of these crimes were also observed in 2017/18. Historical crimes ranged in age from the year 1952 up until 2017. During the period of analysis at least one crime per year from 1957 onwards was recorded. Just over a third (36%) of historic crimes occurred within the last 11 years.

Most Increased Crimes

Figure 5: Most increased undetected crimes between 2017/18 & 2018/19

| Crime | 2017/18 | 2018/19 | % Diff |
|---|---------|---------|--------|
| Sexual Coercion - F (13-15) (SOSA'09) s. 4 | 1 | 9 | 800 |
| Cause See/Hear Indecent Communication - M&F (16+) (SOSA'09) s. 7(2) | 1 | 8 | 700 |
| Civic Government (S) Act 1982 s. 52(A)(1) | 1 | 8 | 700 |
| Criminal Law Amendment Act 1922 - Lew d & Lib girl s. 4 | 1 | 8 | 700 |
| Communicating Indecently - M&F (13-15)(Consensual) (SOSA'09) s. 34(1) | 2 | 15 | 650 |
| Coerce into Being Present Sexual Act - M&F (13-15) (SOSA'09) s. 5 | 1 | 7 | 600 |
| Voyeurism - M&F (13-15) (SOSA'09) s. 36 | 1 | 6 | 500 |
| HUMAN TRAFFICKING 2015 - MAKE VICTIM OF SEXUAL OFFENCE s. 1(1) | 1 | 5 | 400 |
| Cause to Look at Sex Image -M&F(13-15)(Consensual) (SOSA'09) s. 33 | 3 | 13 | 333 |
| Sexual Assault - M (<13) (SOSA'09) s. 20 | 4 | 17 | 325 |
| Sexual Assault - M (13-15) (SOSA'09) s. 3 | 2 | 8 | 300 |
| ABUSIVE BEHAVIOUR SEXUAL HARM(S) 2016 DISCLOSURE OF IMAGE s. 2(1) | 7 | 26 | 271 |
| Criminal Law (Consolidation) (S) Act 1995 (OBSDEC10) s. 6 | 3 | 11 | 267 |
| Coerce to Look at Sex Image - M&F (16+) (SOSA'09) s. 6 | 8 | 28 | 250 |
| HUMAN TRAFFICKING 2015 - CONTROL OVER PROSTITUTION s. 1(1) | 2 | 7 | 250 |
| Cause to Participate Sexual Activity - F (<13) (SOSA'09) s. 21 | 1 | 3 | 200 |
| Communicating Indecently - M&F (<13) (SOSA'09) s. 24(1) | 7 | 21 | 200 |
| Communicating Indecently - M&F (13-15) (SOSA'09) s. 7(1) | 8 | 24 | 200 |
| Sexual Assault - F (13-15) (SOSA'09) s. 3 | 16 | 33 | 106 |
| ABUSIVE BEHAVIOUR SEXUAL HARM(S) 2016 -THREATEN TO DISCL s. 2(1) | 10 | 20 | 100 |

68% of undetected crimes charges featuring in 2018/19 show an increase from 2017/18. Figure 5 shows the crimes that have the highest percentage increase between 2017/18 & 2018/19. The use of percentages for crimes which occur in limited numbers is however a little misleading. For example Sexual Coercion crimes have shown an 800% percent increase which in real terms equates to a rise from one crime to nine crimes. On the other hand Sexual Assault crimes against females aged 16 and over have shown a rise of only 51% between the two time periods. This however equates in real terms to a rise in numbers from 110 to 166. A number of crimes showing a large increase in percentages between the two times periods relate to new legislation such as the Abusive Behaviour & Sexual Harm (Scotland) Act 2016 and the Human Trafficking & Exploitation (Scotland) Act 2015. Similarly to the rise in numbers of SOSA 2009 crimes; the rise in these crimes could be as a result of utilising the now available specific legislation as opposed to using general charges such as Breach of the Peace. **For a list of all crimes that have increased between 2017/18 and 2018/19 see Appendix 1.**

Spatial Analysis

Figure 6: All undetected crimes by sub-division

| Sub | 2016/17 | 2017/18 | 2018/19 | Total |
|--------------|------------|------------|------------|-------------|
| GA | 67 | 99 | 147 | 313 |
| GC | 20 | 28 | 59 | 107 |
| GD | 63 | 82 | 98 | 243 |
| GF | 68 | 53 | 89 | 210 |
| GJ | 34 | 20 | 55 | 109 |
| GK | 81 | 105 | 177 | 363 |
| GP | 53 | 85 | 116 | 254 |
| GU | 80 | 63 | 147 | 290 |
| Total | 466 | 535 | 888 | 1889 |

Figure 7: Historical undetected crimes by sub-division

| Sub | 2016/17 | 2017/18 | 2018/19 | Total |
|--------------|------------|------------|------------|------------|
| GA | 33 | 43 | 48 | 124 |
| GC | 6 | 6 | 18 | 30 |
| GD | 23 | 29 | 33 | 85 |
| GF | 22 | 21 | 29 | 72 |
| GJ | 15 | 12 | 20 | 47 |
| GK | 32 | 35 | 59 | 126 |
| GP | 4 | 18 | 20 | 42 |
| GU | 20 | 18 | 47 | 85 |
| Total | 155 | 182 | 274 | 611 |

Both overall undetected crimes and historic undetected crimes have shown an increase in every sub-division between the last two financial years. GK sub-division covering the east end of Glasgow was the top area for both overall undetected crimes and historic undetected crimes. Undetected crimes in this sub-division accounted for 20% of the overall total in 2018/19. GA and GU sub-divisions were the next highest in terms of both overall undetected crimes and historical undetected crimes. Crimes in these two sub-divisions combined accounted for 33% of the overall total of undetected crimes in 2018/19.

Figure 8: Most increased undetected crimes by sub-division

| Sub | 2016/17 | 2017/18 | 2018/19 | Total |
|--------------|------------|------------|------------|-------------|
| GA | 43 | 53 | 125 | 221 |
| GC | 17 | 20 | 44 | 81 |
| GD | 44 | 51 | 73 | 168 |
| GF | 45 | 27 | 68 | 140 |
| GJ | 22 | 13 | 44 | 79 |
| GK | 52 | 74 | 126 | 252 |
| GP | 47 | 67 | 112 | 226 |
| GU | 55 | 50 | 112 | 217 |
| Total | 325 | 355 | 704 | 1384 |

Looking at undetected crime charges which have shown an increase between 2017/18 and 2018/19 only it can again be seen that all sub-divisions show an increase in numbers. This time however it can be seen that GA sub-division shows nearly as many crimes as GK sub-division. Indeed crimes in these two sub-divisions account for 20% of all crimes that have increased in numbers between the last two

financial years. Whilst GJ sub-division showed the lowest number of crimes in 2018/19; in terms of percentages from the previous year it has actually shown the largest increase. A 238% increase in crimes was observed; nearly 1.8 times the next nearest sub-division (GA with a 136% increase). The numbers involved are small (13 rising to 44) however still represent a worrying increase in one of the quieter parts of the division.

Figure 9: Hotspot locations for undetected crimes (2018/19 only)

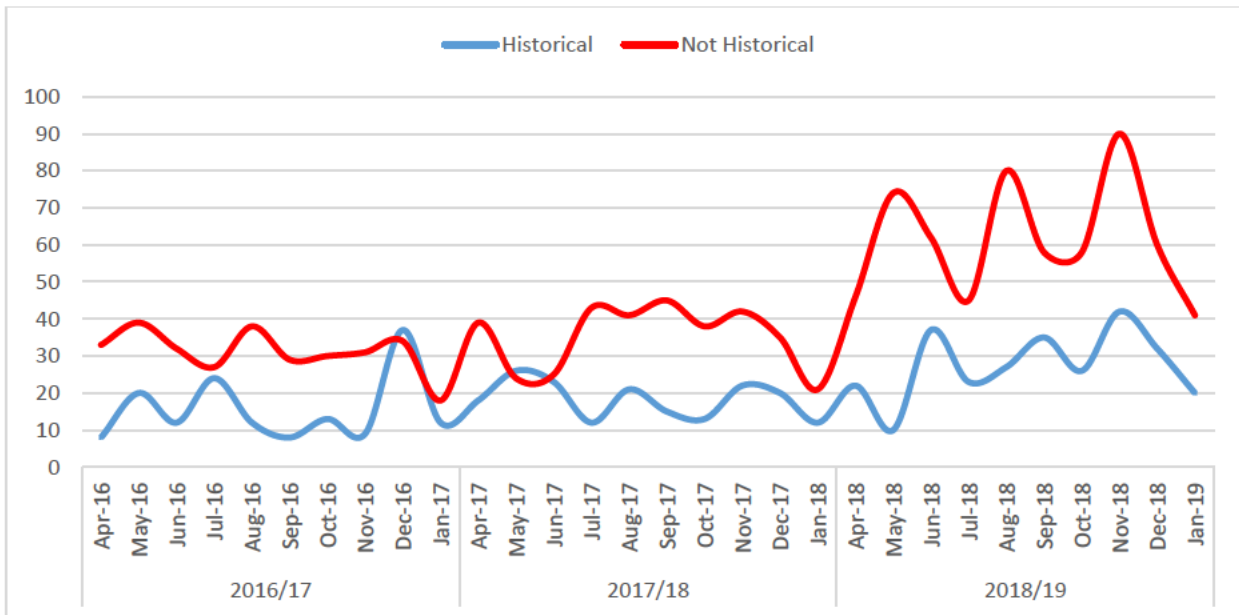
| Hotspot | Sub | Crimes |
|---------------|-----|--------|
| S35(1)(a)&(b) | | 34 |
| | | 31 |
| | | 28 |
| | | 27 |
| | | 26 |
| | | 18 |
| | | 15 |
| | | 12 |
| | | 12 |
| | | |

Whilst GK sub-division showed the highest number of undetected group 2 crimes overall in 2018/19; when using hotspot analysis S35(1)(a)&(b), S38(1)(b)

[Redacted text block]

Temporal Analysis

Figure 10: Group 2 undetected crimes by month/year



As stated previously in the report crimes remained relatively consistent in years 2016/17 and 2017/18. A large rise in numbers is observed in 2018/19 however crimes seem to vary quite considerably throughout the course of the year. Overall months with five weekends in the month showed higher numbers of crimes however the two highest months both featured only four. November and August featured the highest number of crimes with 132 and 107 respectively; considerably higher than the average 89 for the year.

Figure 11: Most common Crimes in August & November 2018

| Crime | Aug-18 | | | Nov-18 | | | Total |
|--|------------|----------------|-------|------------|----------------|-------|-------|
| | Historical | Not Historical | Total | Historical | Not Historical | Total | |
| Sexual Assault - F (16+) (SOSA'09) s. 3 | 1 | 14 | 15 | 6 | 17 | 23 | 38 |
| Lew d & Libidinous Practices s. 1 | 11 | 0 | 11 | 6 | 0 | 6 | 17 |
| Sexual Assault - F (13-15) (SOSA'09) s. 3 | 0 | 6 | 6 | 5 | 2 | 7 | 13 |
| Sexual Assault - F (<13) (SOSA'09) s. 20 | 1 | 5 | 6 | 3 | 4 | 7 | 13 |
| Sexual Assault - M (16+) (SOSA'09) s. 3 | 0 | 3 | 3 | 1 | 7 | 8 | 11 |
| Coerce to Look at Sex Image - M&F (16+) (SOSA'09) s. 6 | 1 | 4 | 5 | 0 | 4 | 4 | 9 |
| Sexual Assault by Penetration - F (16+) (SOSA'09) s. 2 | 1 | 1 | 2 | 2 | 4 | 6 | 8 |
| Communicating Indecently - M&F (<13) (SOSA'09) s. 24(1) | 0 | 4 | 4 | 0 | 4 | 4 | 8 |
| Communicating Indecently - M&F (13-15) (SOSA'09) s. 7(1) | 0 | 2 | 2 | 2 | 4 | 6 | 8 |
| Communicating Indecently - M&F (16+) (SOSA'09) s. 7(1) | 0 | 5 | 5 | 0 | 3 | 3 | 8 |

Sexual assaults against females aged 16 or over were again the most common crimes in August and November 2018 as they are overall in the time periods looked at. November 2018 showed the highest number of historical crimes reported during the financial year with 42. This may account for the peak in crimes observed during this month.

Figure 12: 2018/19 undetected crimes broken down by sub-division & month

| Month / Sub | GA | GC | GD | GF | GJ | GK | GP | GU | Total |
|--------------|------------|-----------|-----------|-----------|-----------|------------|------------|------------|------------|
| Apr-18 | 13 | 2 | 12 | 5 | 3 | 18 | 7 | 8 | 68 |
| May-18 | 15 | 6 | 2 | 5 | 7 | 21 | 14 | 14 | 84 |
| Jun-18 | 18 | 5 | 6 | 4 | 6 | 31 | 13 | 16 | 99 |
| Jul-18 | 13 | 2 | 11 | 12 | 6 | 7 | 10 | 7 | 68 |
| Aug-18 | 21 | 9 | 9 | 8 | 7 | 26 | 5 | 22 | 107 |
| Sep-18 | 22 | 12 | 11 | 5 | 6 | 10 | 14 | 13 | 93 |
| Oct-18 | 16 | 5 | 10 | 11 | 2 | 11 | 14 | 15 | 84 |
| Nov-18 | 16 | 4 | 22 | 8 | 10 | 25 | 18 | 29 | 132 |
| Dec-18 | 7 | 11 | 4 | 25 | 5 | 17 | 9 | 14 | 92 |
| Jan-19 | 6 | 3 | 11 | 6 | 3 | 11 | 12 | 9 | 61 |
| Total | 147 | 59 | 98 | 89 | 55 | 177 | 116 | 147 | 888 |

GU sub-division showed the highest number of crimes in November 2018 with 29. Of these 29 seven were historical in nature, seven related to sexual assaults against females and four related to coercing someone to look at a sexual image. GK sub-division featured the second highest number of undetected crimes in November 2018. Of these 12 related to historical offences and

three related to being coerced to being present at sexual activity.

Appendix 1: All Crimes

| Crime | 2016/17 | 2017/18 | 2018/19 | Total | % Increase from 2017/18 to 2018/19 |
|---|---------|---------|---------|-------|------------------------------------|
| Sexual Coercion - F (13-15) (SOSA'09) s. 4 | 0 | 1 | 9 | 10 | 800 |
| Cause See/Hear Indecent Communication - M&F (16+) (SOSA'09) s. 7(2) | 2 | 1 | 8 | 11 | 700 |
| Civic Government (S) Act 1982 s. 52(A)(1) | 2 | 1 | 8 | 11 | 700 |
| Criminal Law Amendment Act 1922 - Lewd & Lib girl s. 4 | 0 | 1 | 8 | 9 | 700 |
| Communicating Indecently - M&F (13-15)(Consensual) (SOSA'09) s. 34(1) | 5 | 2 | 15 | 22 | 650 |
| Coerce into Being Present Sexual Act - M&F (13-15) (SOSA'09) s. 5 | 3 | 1 | 7 | 11 | 600 |
| Voyeurism - M&F (13-15) (SOSA'09) s. 36 | 0 | 1 | 6 | 7 | 500 |
| HUMAN TRAFFICKING 2015 - MAKE VICTIM OF SEXUAL OFFENCE s. 1(1) | 0 | 1 | 5 | 6 | 400 |
| Cause to Look at Sex Image -M&F(13-15)(Consensual) (SOSA'09) s. 33 | 5 | 3 | 13 | 21 | 333 |
| Sexual Assault - M (<13) (SOSA'09) s. 20 | 10 | 4 | 17 | 31 | 325 |
| Sexual Assault - M (13-15) (SOSA'09) s. 3 | 0 | 2 | 8 | 10 | 300 |
| Sexual Exposure - M&F (13-15) (SOSA'09) s. 35 | 2 | 1 | 4 | 7 | 300 |
| ABUSIVE BEHAVIOUR SEXUAL HARM(S) 2016 DISCLOSURE OF IMAGE s. 2(1) | 0 | 7 | 26 | 33 | 271 |
| Criminal Law (Consolidation) (S) Act 1995 (OBSDEC10) s. 6 | 5 | 3 | 11 | 19 | 267 |
| Coerce to Look at Sex Image - M&F (16+) (SOSA'09) s. 6 | 14 | 8 | 28 | 50 | 250 |
| HUMAN TRAFFICKING 2015 - CONTROL OVER PROSTITUTION s. 1(1) | 0 | 2 | 7 | 9 | 250 |
| Cause to Participate Sexual Activity - F (<13) (SOSA'09) s. 21 | 2 | 1 | 3 | 6 | 200 |
| Communicating Indecently - M&F (<13) (SOSA'09) s. 24(1) | 18 | 7 | 21 | 46 | 200 |
| Communicating Indecently - M&F (13-15) (SOSA'09) s. 7(1) | 7 | 8 | 24 | 39 | 200 |
| Sexual Assault - F (13-15) (SOSA'09) s. 3 | 7 | 16 | 33 | 56 | 106 |
| ABUSIVE BEHAVIOUR SEXUAL HARM(S) 2016 -THREATEN TO DISCL s. 2(1) | 0 | 10 | 20 | 30 | 100 |
| Sexual Exposure - M&F (<13) (SOSA'09) s. 25 | 3 | 2 | 4 | 9 | 100 |
| Voyeurism - M&F (16+) (SOSA'09) s. 9 | 10 | 11 | 22 | 43 | 100 |
| Coerce into Being Present Sex Activity - M&F (16+) (SOSA'09) s. 5 | 25 | 15 | 27 | 67 | 80 |
| Sexual Assault by Penetration - F (16+) (SOSA'09) s. 2 | 4 | 17 | 30 | 51 | 76 |
| Sexual Assault - M (16+) (SOSA'09) s. 3 | 12 | 11 | 19 | 42 | 73 |
| Indecent Assault (preDEC10) | 20 | 14 | 24 | 58 | 71 |
| SEX OFFENCES 1976 - LEWD & LIB GIRL BETWEEN 12 & 16 s. 5 | 1 | 3 | 5 | 9 | 67 |
| Communicating Indecently - M&F (16+) (SOSA'09) s. 7(1) | 30 | 27 | 42 | 99 | 56 |
| Sexual Assault - F (16+) (SOSA'09) s. 3 | 90 | 110 | 166 | 366 | 51 |
| Cause to Participate Sexual Activity - M (<13) (SOSA'09) s. 21 | 3 | 2 | 3 | 8 | 50 |
| Civic Government Act 1982 s. 52(1)(b) | 3 | 6 | 9 | 18 | 50 |
| Engaging while an Older Child in Sex Conduct - M (SOSA'09) s. 37(1) | 0 | 2 | 3 | 5 | 50 |
| Sexual Assault - F (<13) (SOSA'09) s. 20 | 17 | 18 | 26 | 61 | 44 |
| Sexual Exposure - M&F (16+) (SOSA'09) s. 8 | 12 | 13 | 18 | 43 | 38 |
| Sexual Offs Act 1976 - LEWD & LIB GIRL OF OR BETWEEN 12 & 16 s. 5 | 2 | 7 | 9 | 18 | 29 |
| Cause to Look at Sex Image - M&F (<13) (SOSA'09) s. 23 | 16 | 19 | 24 | 59 | 26 |
| Communications Act 2003 (Sexual) s. 127 (1A) | 0 | 2 | 2 | 4 | 0 |
| Communications Act 2003 (Sexual) s. 127 (1a) (1b) | 0 | 1 | 1 | 2 | 0 |
| Lewd & Libidinous Practices s. 1 | 45 | 65 | 65 | 175 | 0 |
| Sexual Coercion - F (16+) (SOSA'09) s. 4 | 0 | 2 | 2 | 4 | 0 |
| Coerce to Look at Sex. Image - M&F (13-15) (SOSA'09) s. 6 | 13 | 11 | 10 | 34 | -9 |
| Lewd and libidinous practices (OBSDEC10) | 36 | 28 | 24 | 88 | -14 |
| Intercourse wi Child - F (13-15)(Consensual) (SOSA'09) s. 28 | 4 | 11 | 9 | 24 | -18 |
| Public indecency | 7 | 11 | 9 | 27 | -18 |
| Sexual Assault by Penetration - F (<13) (SOSA'09) s. 19 | 5 | 5 | 4 | 14 | -20 |
| Communications Act 2003 (Sexual) s. 127 | 0 | 3 | 2 | 5 | -33 |
| Engage while Older Child in Consensual Sex Cond -F (SOSA'09) s. 37(4) | 0 | 3 | 2 | 5 | -33 |
| Sexual Assault by Penetration - F (13-15) (SOSA'09) s. 2 | 2 | 6 | 3 | 11 | -50 |
| Communications Act 2003 (Sexual) s. 127 (1a),(1b) | 0 | 5 | 1 | 6 | -80 |
| Cause to be Present Sex Activity - M&F (<13) (SOSA'09) s. 22 | 0 | 6 | 1 | 7 | -83 |

OFFICIAL – POLICE & PARTNERS – FOR INTELLIGENCE PURPOSES ONLY

| | | | | | |
|--|------------|------------|------------|-------------|-----------|
| Cause to Participate Sex Act -F(13-15)(Consensual) (SOSA'09) s. 31 | 3 | 1 | 0 | 4 | -100 |
| Civic Government (S) Act 1982 s. 52(1) (b) | 0 | 1 | 0 | 1 | -100 |
| Civic Government (S) Act 1982 s. 52(1)(A) | 0 | 1 | 0 | 1 | -100 |
| Communications Act 2003 (Sexual) s. 127(1A) | 0 | 1 | 0 | 1 | -100 |
| Criminal Law (Consolidation) (S) Act 1995 (OBSDEC10) s. 5(3) | 0 | 1 | 0 | 1 | -100 |
| Criminal Law (Consolidation) (S) Act 1995 (preDEC10) s. 8(1) | 0 | 2 | 0 | 2 | -100 |
| Criminal Law (Consolidation) (Scotland) Act 1995 (preDEC10) s. 6 | 1 | 3 | 0 | 4 | -100 |
| Indecent Assault child under 16 (preDEC10) s. 1 | 3 | 2 | 0 | 5 | -100 |
| Penetrative Sex Activity - F (13-15)(Consensual) (SOSA'09) s. 29 | 2 | 1 | 0 | 3 | -100 |
| Penetrative Sex Activity - M (13-15)(Consensual) (SOSA'09) s. 29 | 0 | 1 | 0 | 1 | -100 |
| Sexual Assault by Penetration - M (16+) (SOSA'09) s. 2 | 0 | 4 | 0 | 4 | -100 |
| ATTEMPT TO COMMUNICATE WITH OLDER CHILD s. 34(2) | 0 | 0 | 1 | 1 | N/A |
| Cause See/Hear Indecent Communication - M&F (<13) (SOSA'09) s. 24(2) | 0 | 0 | 1 | 1 | N/A |
| Cause See/Hear Indecent Communication - M&F(13-15) (SOSA'09) s. 7(2) | 0 | 0 | 1 | 1 | N/A |
| Civic Government Act 1982 s. 52(1)(c) | 1 | 0 | 0 | 1 | N/A |
| Civic Government (S) Act 1982 s. 52(1) | 0 | 0 | 3 | 3 | N/A |
| Civic Government (S) Act 1982 s. 52(1)(b) | 0 | 0 | 1 | 1 | N/A |
| Communications Act 2003 (Sexual) s. 1 | 1 | 0 | 1 | 2 | N/A |
| Communications Act 2003 (Sexual) s. 127 (1) (a) | 0 | 0 | 2 | 2 | N/A |
| Communications Act 2003 (Sexual) s. 127 (1b) | 0 | 0 | 1 | 1 | N/A |
| Criminal Justice (S) Act 2003 - ARR/TRAV UK BELIEF PROST s. 22(1)(a)ii | 1 | 0 | 0 | 1 | N/A |
| Criminal Law (Consolidation) (S) Act 1995 (OBSDEC10) s. 3,5(3) | 1 | 0 | 1 | 2 | N/A |
| Criminal Law (Consolidation) (S) Act 1995 (OBSDEC10) s. 5(1),5(2) | 0 | 0 | 1 | 1 | N/A |
| Criminal Law (Consolidation) (S) Act 1995 (preDEC10) s. 7(1),7(2) | 0 | 0 | 1 | 1 | N/A |
| Engage while Older Child in Consensual Sex Cond -M (SOSA'09) s. 37(4) | 1 | 0 | 2 | 3 | N/A |
| Engaging while an Older Child in Sex Conduct - F (SOSA'09) s. 37(1) | 1 | 0 | 1 | 2 | N/A |
| HUMAN TRAFFICKING 2015 - MAKE VICTIM SEXUAL OFF OUT SCOT s. 1(1) | 0 | 0 | 1 | 1 | N/A |
| Indecent Assault child under 16 (preDEC10) s. . | 3 | 0 | 0 | 3 | N/A |
| Intercourse wi Child - M (13-15)(Consensual) (SOSA'09) s. 28 | 1 | 0 | 1 | 2 | N/A |
| PROT CHILDREN & PREV OF SEX OFF(S)A2005ATT TO TRAV MEET s. 1 | 0 | 0 | 1 | 1 | N/A |
| Prot of Children & Prev of Sex Offs (S) Act 2005 s. 1(Grooming) | 0 | 0 | 1 | 1 | N/A |
| Sex Abuse of Trust of a Mentally Disordered Person (SOSA'09) s. 46(1) | 1 | 0 | 0 | 1 | N/A |
| Sexual Activity - F (13-15)(Consensual) (SOSA'09) s. 30 | 3 | 0 | 2 | 5 | N/A |
| Sexual Assault - F (16+) (SOSA'09) s. 3 (1) | 0 | 0 | 1 | 1 | N/A |
| Sexual Assault by Penetration - M (<13) (SOSA'09) s. 19 | 0 | 0 | 2 | 2 | N/A |
| Sexual Assault by Penetration - M (13-15) (SOSA'09) s. 2 | 0 | 0 | 1 | 1 | N/A |
| Sexual Coercion - M (16+) (SOSA'09) s. 4 | 1 | 0 | 0 | 1 | N/A |
| Sexual Exposure - M&F (under 18) (SOSA'09) s. 8 | 0 | 0 | 1 | 1 | N/A |
| Sexual Offences (S) Act 1976 (OBS 1996) s. s5 | 0 | 0 | 2 | 2 | N/A |
| SOSA 2009 INDECENTLY COMMUNICATE with older child s. 34 | 0 | 0 | 2 | 2 | N/A |
| SOSA 2009COMMUNICATING INDECENTLY with young child s. 24 | 0 | 0 | 5 | 5 | N/A |
| SOSA COMMUNICATING INDECENTLY s. 7 | 0 | 0 | 1 | 1 | N/A |
| SOSA COMMUNICATING INDECENTLY with older child s. 34 | 0 | 0 | 1 | 1 | N/A |
| Voyeurism - M&F (<13) (SOSA'09) s. 26 | 0 | 0 | 1 | 1 | N/A |
| Voyeurism - M&F (16+) (SOSA'09) s. 9(1&2) | 0 | 0 | 1 | 1 | N/A |
| Total | 466 | 535 | 888 | 1889 | 66 |