



**POLICE**  
**SCOTLAND**  

---

**POILEAS ALBA**

# **Weekly Hate Crime and Incident Report**

**Week 6: 6th May – 12<sup>th</sup> May**

**OFFICIAL**

This data is Police Scotland Management Information, Not Official Statistics.

# 1. Hate Reporting Summary

All statistics are provisional and should be treated as management information. All data have been extracted from Police Scotland internal systems and are correct as of 13th May 2024.

- 1. Number of online reports:** Between 6th May 2024 – 12th May 2024, **101, 18.5% decrease** on the previous week, YTD **9705**.
- 2. Hate Crime Related Telephone Calls (via 101/999):** Between 6th May 2024 – 12th May 2024, **2**, previous week **1**, YTD **66**.
- 3. Hate Crime Related Emails (via Contact Us):** Between 6th May 2024 – 12th May 2024, **0**, previous week **0**, YTD **195**.
- 4. Number of Non-Crime Hate Incidents:** Between 6th May 2024 – 12th May 2024, **17**, a **37% decrease** on the previous week, YTD **147**.
- 5. Number of recorded Hate Crimes:** Between 6th May 2024 – 12th May 2024, **261**, a **24.3% increase** on the previous week, YTD **1301**.
- 6. Number of Freedom of Information Requests:** Between 6th May 2024 – 12th May 2024, **0**, YTD **72**.
- 7. Subject Access Requests:** Between 6th May 2024 – 12th May 2024, **0**, YTD **18**.
- 8. Number of complaints relating to the Hate Crime Act:** Between 6th May 2024 – 12th May 2024, **0**, YTD **56**.
- 9. % Police Officers completed training: 88.06%**
- 10. Pages 15 - 22 of this report provides disaggregated data by local area command.**

## 2. Online Hate Reports

**Table 1.1: Online Hate Reports**

	06.05.24	07.05.24	08.05.24	09.05.24	10.05.24	11.05.24	12.05.24	Total
<b>Online Reports</b>								
Online Hate Reports - Total	6	7	7	27	20	25	9	<b>101</b>
Online Reports - Named Reporter	0	0	4	9	2	2	0	<b>17</b>
Online Reports - Anonymous Reporter	6	7	3	18	18	23	9	<b>84</b>
<b>Police Incidents</b>								
Police Incidents with Hate Crime Tag Added	20	17	20	21	26	35	14	<b>153</b>
<b>Service Centre Public Contacts</b>								
Hate Crime Related Telephone Calls (Via 101/999)	0	0	0	0	0	1	1	<b>2</b>
Hate Crime Related Emails (Via Contactus)	0	0	0	0	0	0	0	<b>0</b>

# 3. Online Hate Reports

## Table 1.1: Description of data

Information presented in Table 1.1 above:

Online Hate Reports (total) on each date - 06.05.24 – 6; 07.05.24 - 7; 08.05.24 - 7; 09.05.24 - 27;  
10.05.24 - 20; 11.05.24 - 25; 12.05.24 - 9

Online Hate Reports (Named Reporter) on each date - 06.05.24 – 0; 07.05.24 - 0; 08.05.24 - 4; 09.05.24 - 9;  
10.05.24 - 2; 11.05.24 - 2; 12.05.24 - 0

Online Hate Reports (Anonymous Reporter) on each date - 06.05.24 – 6; 07.05.24 - 7; 08.05.24 - 3; 09.05.24 - 18;  
10.05.24 - 18; 11.05.24 - 23; 12.05.24 - 9

Police Incidents with Hate Crime Tag Added - 06.05.24- 20; 07.05.24- 17; 08.05.24 - 20; 09.05.24 - 21;  
10.05.24 - 26; 11.05.24 - 35; 12.05.24 - 14

Hate Crime Related Telephone Calls (Via 101/999) - 06.05.24 - 0; 07.05.24 - 0; 08.05.24 - 0; 09.05.24 - 0;  
10.05.24 - 0; 11.05.24 - 1; 12.05.24 - 1

Hate Crime Related Emails (Via Contactus) - 06.05.24 - 0; 07.05.24 - 0; 08.05.24 - 0; 09.05.24 - 0; 10.05.24 – 0;  
11.05.24 - 0; 12.05.24 - 0

# 4. Online Hate Reports

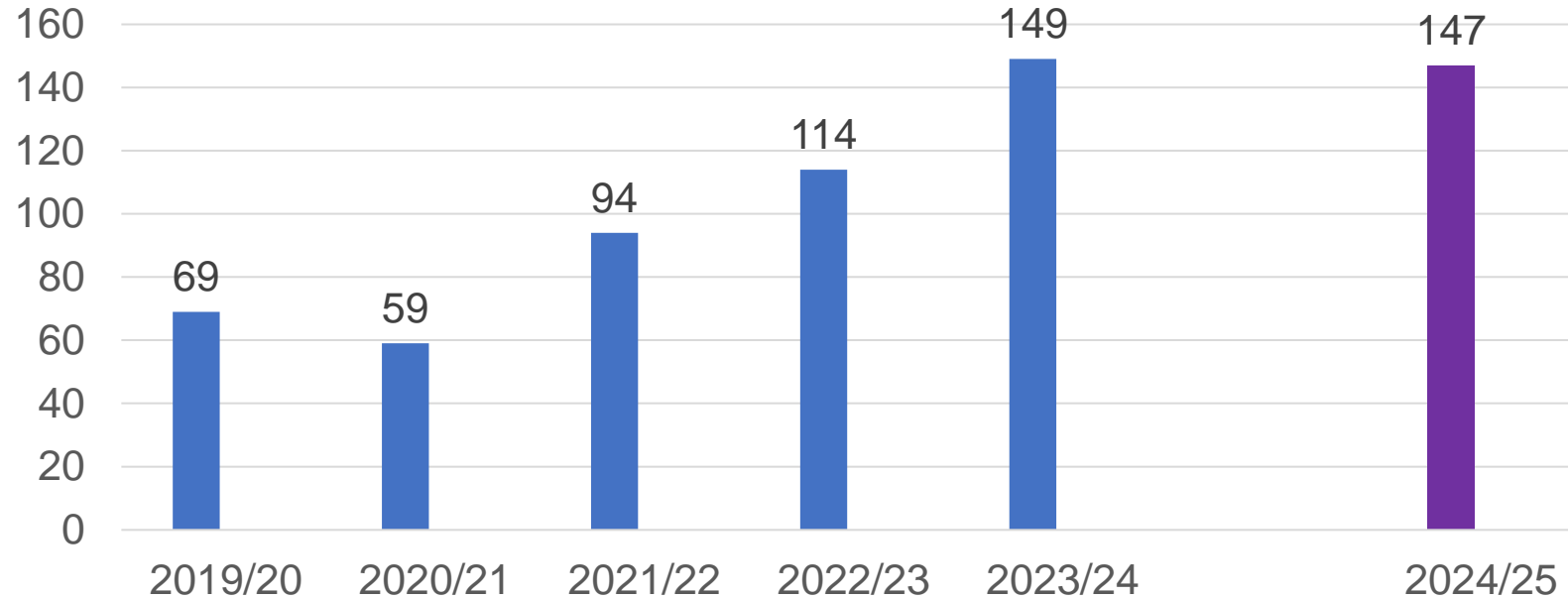
## Caveats for Table 1.1

All statistics are provisional and should be treated as management information. All data have been extracted from Police Scotland internal systems and are correct as of 13th May 2024.

1. Online Hate Reports: Reports via the Police Scotland's digital sites e.g Website, Mobile Phone Site.
2. Police Incidents: Command and Control system generated incidents that have the Hate Crime and Public Order Act Tag added.
3. Hate Crime related Telephone Calls - Hate Crime reports via 101 / 999
4. Hate Crime related E-Mails - Hate Crime reports via the Contact Us Email system.
5. Numbers of reports may change due to ongoing quality assurance.

# 5. Recorded Non-Crime Hate Incidents (1<sup>st</sup> April – 12<sup>th</sup> May)

**Table 2.1: Non-Crime Hate Incidents**



Information presented in Table 2.1 above (1st April - 12th May) 2019/20 - 69 Non-Crime Hate Incidents; 2020/21 - 59 Non-Crime Hate Incidents; 2021/22 - 94 Non-Crime Hate Incidents; 2022/23 - 114 Non-Crime Hate Incidents; 2023/24 - 149 Non-Crime Hate Incidents; 2024/25 - 147 Non-Crime Hate Incidents.

# 6. Recorded Non-Crime Hate Incidents (1<sup>st</sup> April – 12<sup>th</sup> May)

**Table 2.2: Recorded Non-Crime Hate Incidents (Year to Date comparison weeks)**

Period	2019/20	2020/21	2021/22	2022/23	2023/24	2024/25
Week 6 - 6th May - 12th May	10	10	21	24	27	17
Week 5 - 29th April - 5th May	12	9	17	22	24	27
Week 4 - 22nd April - 28th April	10	13	14	20	21	25
Week 3 - 15th April - 21st April	11	14	20	19	26	26
Week 2 - 8th April - 14th April	13	6	11	10	33	22
Week 1 - 1st April - 7th April	13	7	11	19	18	30
<b>Total</b>	<b>69</b>	<b>59</b>	<b>94</b>	<b>114</b>	<b>149</b>	<b>147</b>

# 7. Recorded Non-Crime Hate Incidents (1<sup>st</sup> April – 12<sup>th</sup> May)

## Table 2.2: Description of data

Information presented in Table 2.2 (1st April - 7th April) 2019/20 - 13 Non-Crime Hate Incidents; 2020/21 - 7 Non-Crime Hate Incidents; 2021/22 - 11 Non-Crime Hate Incidents; 2022/23 - 19 Non-Crime Hate Incidents; 2023/24 - 18 Non-Crime Hate Incidents; 2024/25 - 30 Non-Crime Hate Incidents.

Information presented in Table 2.2 (8th April - 14th April) 2019/20 - 13 Non-Crime Hate Incidents; 2020/21 - 6 Non-Crime Hate Incidents; 2021/22 - 11 Non-Crime Hate Incidents; 2022/23 - 10 Non-Crime Hate Incidents; 2023/24 - 33 Non-Crime Hate Incidents; 2024/25 - 22 Non-Crime Hate Incidents.

(15th April - 21st April) 2019/20 - 11 Non-Crime Hate Incidents; 2020/21 - 14 Non-Crime Hate Incidents; 2021/22 - 20 Non-Crime Hate Incidents; 2022/23 - 19 Non-Crime Hate Incidents; 2023/24 - 26 Non-Crime Hate Incidents; 2024/25 - 26 Non-Crime Hate Incidents.

(22nd April - 28th April) 2019/20 - 10 Non-Crime Hate Incidents; 2020/21 - 13 Non-Crime Hate Incidents; 2021/22 - 14 Non-Crime Hate Incidents; 2022/23 - 20 Non-Crime Hate Incidents; 2023/24 - 21 Non-Crime Hate Incidents; 2024/25 - 25 Non-Crime Hate Incidents.

(29th April – 5th May) 2019/20 - 12 Non-Crime Hate Incidents; 2020/21 - 9 Non-Crime Hate Incidents; 2021/22 - 17 Non-Crime Hate Incidents; 2022/23 - 22 Non-Crime Hate Incidents; 2023/24 - 24 Non-Crime Hate Incidents; 2024/25 - 27 Non-Crime Hate Incidents.

(6<sup>th</sup> May – 12th May) 2019/20 - 10 Non-Crime Hate Incidents; 2020/21 - 10 Non-Crime Hate Incidents; 2021/22 - 21 Non-Crime Hate Incidents; 2022/23 - 24 Non-Crime Hate Incidents; 2023/24 - 27 Non-Crime Hate Incidents; 2024/25 - 17 Non-Crime Hate Incidents.



# 8. Recorded Non-Crime Hate Incidents (6<sup>th</sup> May – 12<sup>th</sup> May)

**Table 2.3: Recorded Non-Crime Hate Incidents**

Period	2019/20	2020/21	2021/22	2022/23	2023/24	2024/25
6th May	0	0	2	2	3	5
7th May	1	3	3	1	3	2
8th May	1	5	2	5	3	3
9th May	4	2	2	4	5	1
10th May	3	0	3	4	4	1
11th May	0	0	8	6	5	2
12th May	1	0	1	2	4	3
<b>Total</b>	<b>10</b>	<b>10</b>	<b>21</b>	<b>24</b>	<b>27</b>	<b>17</b>

# 9. Recorded Non-Crime Hate Incidents (6<sup>th</sup> May – 12<sup>th</sup> May)

## Table 2.3: Description of data

Information presented in Table 2.2: Non-Crime Hate Incidents on each date

- 6th May 2019/20 - 0; 2020/21 - 0; 2021/22 - 2; 2022/23 - 2; 2023/24 - 3; 2024/25 - 5
- 7th May 2019/20 - 1; 2020/21 - 3; 2021/22 - 3; 2022/23 - 1; 2023/24 - 3; 2024/25 - 2
- 8th May 2019/20 - 1; 2020/21 - 5; 2021/22 - 2; 2022/23 - 5; 2023/24 - 3; 2024/25 - 3
- 9th May 2019/20 - 4; 2020/21 - 2; 2021/22 - 2; 2022/23 - 4; 2023/24 - 5; 2024/25 - 1;
- 10th May 2019/20 - 3; 2020/21 - 0; 2021/22 - 3; 2022/23 - 4; 2023/24 - 4; 2024/25 - 1;
- 11th May 2019/20 - 0; 2020/21 - 0; 2021/22 - 8; 2022/23 - 6; 2023/24 - 5; 2024/25 - 2
- 12th May 2019/20 - 1; 2020/21 - 0; 2021/22 - 1; 2022/23 - 2; 2023/24 - 4; 2024/25 - 3

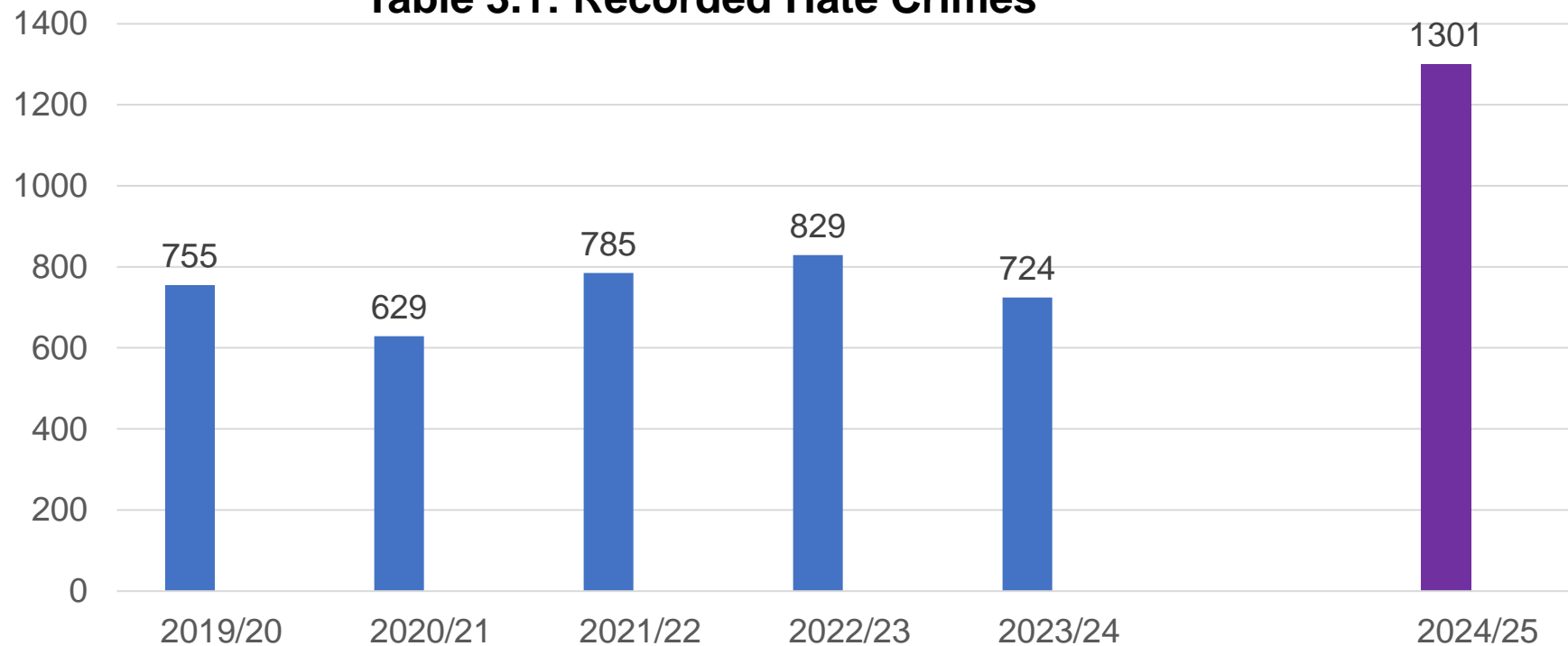
## Caveats for Tables 2.1, 2.2 and 2.3

All statistics are provisional and should be treated as management information. All data have been extracted from Police Scotland internal systems and are correct as of 13th May 2024.

1. All records relating to Non-Crime Hate Incidents have been extracted from the Interim Vulnerable Persons Database (iVPD).
2. Non-Crime Hate Incidents are extracted from iVPD where 'Crime Occurred' equals 'No'.
3. Please note, the data is extracted using the 'incident created' date.

# 11. Recorded Hate Crimes (1<sup>st</sup> April – 12<sup>th</sup> May)

**Table 3.1: Recorded Hate Crimes**



Information presented in Table 3.1 above (1st April - 12th May) 2019/20 - 755 recorded hate crimes; 2020/21 - 629 recorded hate crimes; 2021/22 - 785 recorded hate crimes; 2022/23 - 829 recorded hate crimes; 2023/24 - 724 recorded hate crimes; 2024/25 - 1301 recorded hate crimes.

# 12. Recorded Hate Crimes (1<sup>st</sup> April – 12<sup>th</sup> May)

**Table 3.2: Recorded Hate Crime by Date (year to Date Comparison weeks)**

<b>Period</b>	<b>2019/20</b>	<b>2020/21</b>	<b>2021/22</b>	<b>2022/23</b>	<b>2023/24</b>	<b>2024/25</b>
Week 6 - 6th May - 12th May	140	117	121	127	150	261
Week 5 - 29th April - 5th May	120	114	149	155	130	210
Week 4 - 22nd April - 28th April	130	118	139	139	105	232
Week 3 - 15th April - 21st April	128	103	129	146	128	176
Week 2 - 8th April - 14th April	130	80	108	137	112	196
Week 1 - 1st April - 7th April	107	97	139	125	99	226
<b>Total</b>	<b>755</b>	<b>629</b>	<b>785</b>	<b>829</b>	<b>724</b>	<b>1301</b>

# 13. Recorded Hate Crimes (1<sup>st</sup> April – 12<sup>th</sup> May)

## Table 3.2: Description of data

Information presented in Table 3.2 above:

(1st April - 7th April) 2019/20 - 107 recorded hate crimes; 2020/21 - 97 recorded hate crimes; 2021/22 - 139 recorded hate crimes; 2022/23 - 125 recorded hate crimes; 2023/24 - 99 recorded hate crimes; 2024/25 - 226 recorded hate crimes.

(8th April - 14th April) 2019/20 - 130 recorded hate crimes; 2020/21 - 80 recorded hate crimes; 2021/22 - 108 recorded hate crimes; 2022/23 - 137 recorded hate crimes; 2023/24 - 112 recorded hate crimes; 2024/25 - 196 recorded hate crimes.

(15th April - 21st April) 2019/20 - 128 recorded hate crimes; 2020/21 - 103 recorded hate crimes; 2021/22 - 129 recorded hate crimes; 2022/23 - 146 recorded hate crimes; 2023/24 - 128 recorded hate crimes; 2024/25 - 176 recorded hate crimes.

(22nd April - 28th April) 2019/20 - 130 recorded hate crimes; 2020/21 - 118 recorded hate crimes; 2021/22 - 139 recorded hate crimes; 2022/23 - 139 recorded hate crimes; 2023/24 - 105 recorded hate crimes; 2024/25 - 232 recorded hate crimes.

(29th April - 5th May) 2019/20 - 120 recorded hate crimes; 2020/21 - 114 recorded hate crimes; 2021/22 - 149 recorded hate crimes; 2022/23 - 155 recorded hate crimes; 2023/24 - 130 recorded hate crimes; 2024/25 - 210 recorded hate crimes.

(6th May - 12th May) 2019/20 - 140 recorded hate crimes; 2020/21 - 117 recorded hate crimes; 2021/22 - 121 recorded hate crimes; 2022/23 - 127 recorded hate crimes; 2023/24 - 150 recorded hate crimes; 2024/25 - 261 recorded hate crimes.

# 14. Recorded Hate Crimes (1<sup>st</sup> April 2024 – 12<sup>th</sup> May 2024)

**Table 3.3: Recorded Hate Crime (North Command)**

Division	Area Command	2024/25
North East	Aberdeen North - AK	29
	Aberdeen South - AU	30
	Aberdeenshire North - AP	16
	Aberdeenshire South - AV	5
	Moray - AE	16
Tayside	Dundee City - DC	51
	Perth & Kinross - DP	31
	Angus - DE	18
Highland and Islands	North Highlands - NE	20
	Inverness - NA	25
	South Highlands - NB	7
	Western Isles - ND	4
	Orkney - NK	1
	Shetland - NL	1
<b>Total</b>		<b>254</b>

# 15. Recorded Hate Crimes (1<sup>st</sup> April 2024 – 12<sup>th</sup> May 2024)

## Table 3.3: Description of data

Information presented in Table 3.3. Recorded Hate Crimes 1st April 2024 – 12th May 2024:

Aberdeen North – AK - 29  
Aberdeen South – AU - 30  
Aberdeenshire North – AP - 16  
Aberdeenshire South – AV - 5  
Moray – AE - 16  
Dundee City – DC - 51  
Perth & Kinross – DP - 31  
Angus – DE - 18  
North Highlands – NE - 20  
Inverness – NA - 25  
South Highlands – NB - 7  
Western Isles – ND - 4  
Orkney – NK - 1  
Shetland – NL - 1



# 16. Recorded Hate Crimes (1<sup>st</sup> April 2024 – 12<sup>th</sup> May 2024)

**Table 3.4: Recorded Hate Crime (East Command)**

Division	Area Command	2024/25
Forth Valley	Stirling - CS	16
	Clackmannanshire - CA	14
	Falkirk - CF	37
Edinburgh	Edinburgh South East - EC	119
	Edinburgh North West - EN	34
	Edinburgh South West - ES	22
	Edinburgh North East - ED	31
Lothian and Borders	East Lothian - JE	13
	Midlothian - JL	12
	Scottish Borders - JB	12
	West Lothian - JG	41
Fife	Central Fife - PA	21
	East Fife - PB	14
	West Fife - PD	16
	Levenmouth - PL	10
	Cowdenbeath - PJ	15
	Glenrothes - PG	8
<b>Total</b>		<b>435</b>

# 17. Recorded Hate Crimes (1<sup>st</sup> April 2024 – 12<sup>th</sup> May 2024)

## Table 3.4: Description of data

Information presented in Table 3.4. Recorded Hate Crimes 1st April 2024 – 12th May 2024:

Stirling – CS - 16  
Clackmannanshire – CA - 14  
Falkirk – CF - 37  
Edinburgh South East – EC - 119  
Edinburgh North West – EN - 34  
Edinburgh South West – ES - 22  
Edinburgh North East – ED - 31  
East Lothian – JE - 13  
Midlothian – JL - 12  
Scottish Borders – JB - 12  
West Lothian - JG - 41  
Central Fife – PA - 21  
East Fife – PB - 14  
West Fife – PD - 16  
Levenmouth – PL - 10  
Cowdenbeath – PJ - 15  
Glenrothes – PG - 8

# 18. Recorded Hate Crimes (1<sup>st</sup> April 2024 – 12<sup>th</sup> May 2024)

**Table 3.5: Recorded Hate Crime (West Command)**

Division	Area Command	2024/25
Greater Glasgow	Glasgow City Centre - GP	56
	Glasgow East - GK	73
	Glasgow North West - GU	35
	Glasgow North - GF	22
	Glasgow South West - GA	40
	East Dunbartonshire - GJ	5
	Glasgow South East - GD	36
	East Renfrewshire - GC	5
	Ayrshire	East Ayrshire - UC
North Ayrshire - UA		22
South Ayrshire - UD		17
Lanarkshire	Monklands and Cumbernauld - QG	34
	Wishaw Motherwell and Bellshill - QE	29
	East Kilbride Cambuslang and Rutherglen - QA	35
	Hamilton and Clydesdale - QB	27
Argyll and West Dunbartonshire	Cowal, Bute & Helensburgh - LD	9
	Oban, Mid Argyll, Kintyre and the Islands - LB	10
	West Dunbartonshire - LA	25
Renfrewshire and Inverclyde	Inverclyde - KC	15
	Paisley - KA	29
	Renfrew - KB	22
Dumfries and Galloway	Dumfriesshire - VA	27
	Galloway - VG	15
<b>Total</b>		<b>612</b>

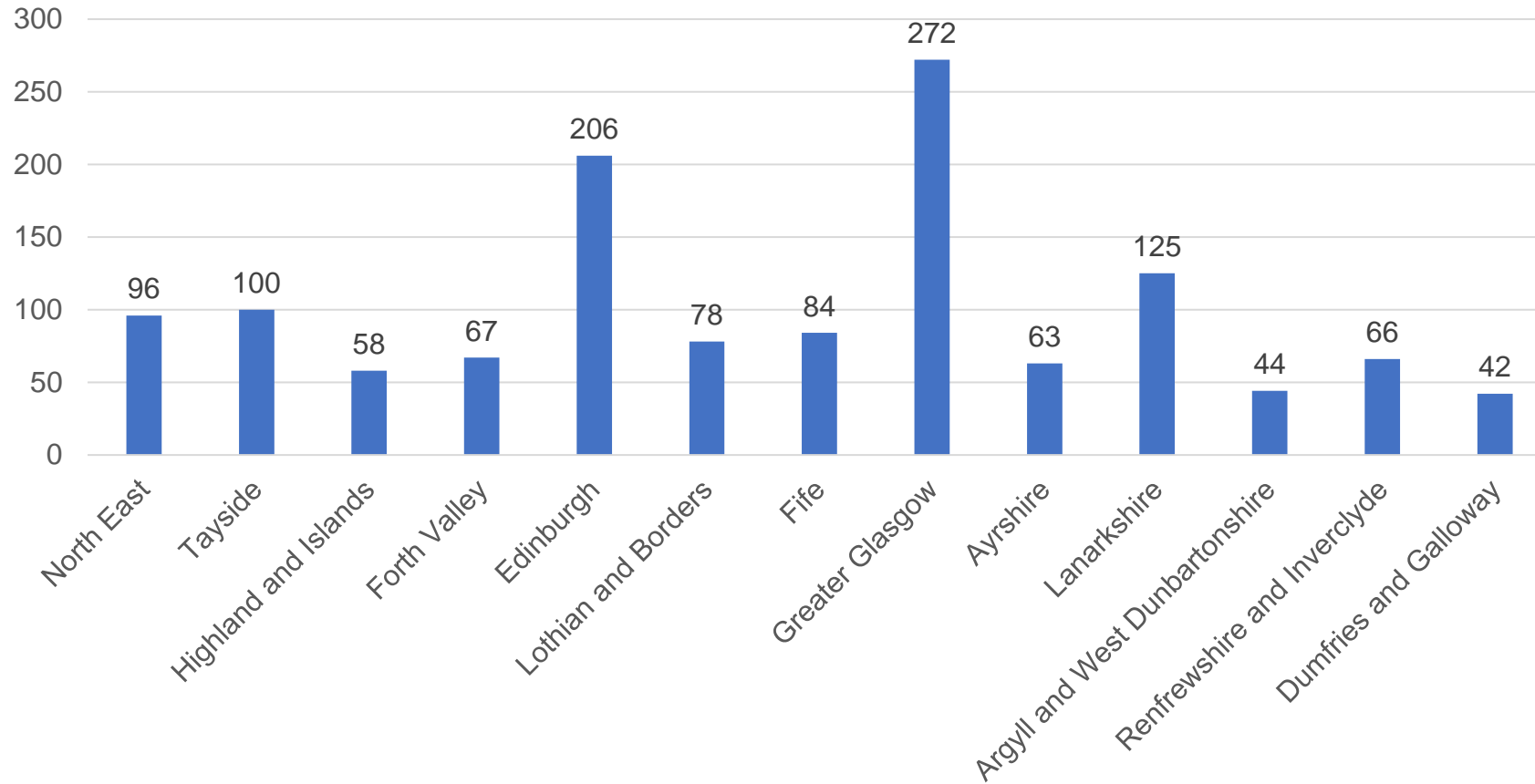
## Table 3.5: Description of data

Information presented in Table 3.5. Recorded Hate Crimes 1st April 2024 – 12th May 2024:

Glasgow City Centre – GP - 56; Glasgow East – GK - 73; Glasgow North West – GU – 35;  
Glasgow North – GF - 22; Glasgow South West – GA - 40; East Dunbartonshire – GJ – 5;  
Glasgow South East – GD - 36; East Renfrewshire – GC - 5; East Ayrshire – UC – 24;  
North Ayrshire – UA - 22; South Ayrshire – UD - 17; Monklands and Cumbernauld – QG – 34;  
Wishaw Motherwell and Bellshill – QE - 29; East Kilbride Cambuslang and Rutherglen – QA – 35;  
Hamilton and Clydesdale – QB - 27; Cowal, Bute & Helensburgh – LD – 9;  
Oban, Mid Argyll, Kintyre and the Islands – LB - 10; West Dunbartonshire – LA – 25;  
Inverclyde – KC - 15; Paisley – KA - 29; Renfrew – KB - 22; Dumfriesshire – VA – 27;  
Galloway – VG - 15

# 20. Recorded Hate Crimes (1<sup>st</sup> April 2024 – 12<sup>th</sup> May 2024)

**Table 3.6: Recorded Hate Crime (Police Divisions)**



## Table 3.6: Description of data

Information presented in Table 3.6. Recorded Hate Crimes 1st April 2024 – 12th May 2024:

North East - 96

Tayside - 100

Highland and Islands - 58

Forth Valley - 67

Edinburgh - 206

Lothian and Borders - 78

Fife - 84

Greater Glasgow - 272

Ayrshire - 63

Lanarkshire - 125

Argyll and West Dunbartonshire - 44

Renfrewshire and Inverclyde - 66

Dumfries and Galloway - 42

# 22. Recorded Hate Crimes (6<sup>th</sup> May – 12<sup>th</sup> May)

**Table 3.7: Recorded Hate Crime by Date**

Period	2019/20	2020/21	2021/22	2022/23	2023/24	2024/25
6th May	18	15	16	15	20	42
7th May	23	20	24	19	25	30
8th May	16	7	19	19	24	26
9th May	20	18	21	19	19	38
10th May	15	17	13	16	20	35
11th May	21	23	10	20	16	41
12th May	27	17	18	19	26	49
<b>Total</b>	<b>140</b>	<b>117</b>	<b>121</b>	<b>127</b>	<b>150</b>	<b>261</b>

Information presented in Table 3.7 above: Recorded hate crimes on each date

- 6th May 2019/20 – 18; 2020/21 - 15; 2021/22 - 16; 2022/23 - 15; 2023/24 - 20; 2024/25 - 42
- 7th May 2019/20 - 23; 2020/21 - 20; 2021/22 - 24; 2022/23 - 19; 2023/24 - 25; 2024/25 - 30
- 8th May 2019/20 - 16; 2020/21 - 7; 2021/22 - 19; 2022/23 - 19; 2023/24 - 24; 2024/25 - 26
- 9th May 2019/20 - 20; 2020/21 - 18; 2021/22 - 21; 2022/23 - 19; 2023/24 - 19; 2024/25 - 38
- 10th May 2019/20 - 15; 2020/21 - 17; 2021/22 - 13; 2022/23 - 16; 2023/24 - 20; 2024/25 - 35
- 11th May 2019/20 - 21; 2020/21 - 23; 2021/22 - 10; 2022/23 - 20; 2023/24 - 16; 2024/25 - 41
- 12th May 2019/20 - 27; 2020/21 - 17; 2021/22 - 18; 2022/23 - 19; 2023/24 - 26; 2024/25 - 49

## Caveats for Tables 3.1 - 3.7

All statistics are provisional and should be treated as management information. All data have been extracted from Police Scotland internal systems and are correct as of 13th May 2024.

1. The data prior to the 1st April 2024 has been extracted from the Interim Vulnerable Persons Database (iVPD) using the 'incident created' date.
2. The data from the 1st April 2024 has been extracted from the National Crime Unifi database using the 'date raised'.
3. Please note, the data from iVPD has been extracted based on crimes/offences which include at least one of the hate aggravators.
4. Please note, the data from National Unifi Crime has been extracted based on crimes/offences which include at least one of the hate aggravators and/or are one of the following offences:
  - Racially aggravated harassment
  - Racially aggravated conduct
  - Stirring up hatred: Racial
  - Stirring up hatred: Other Group
  - Race Relations Legislation (Public Order Act)



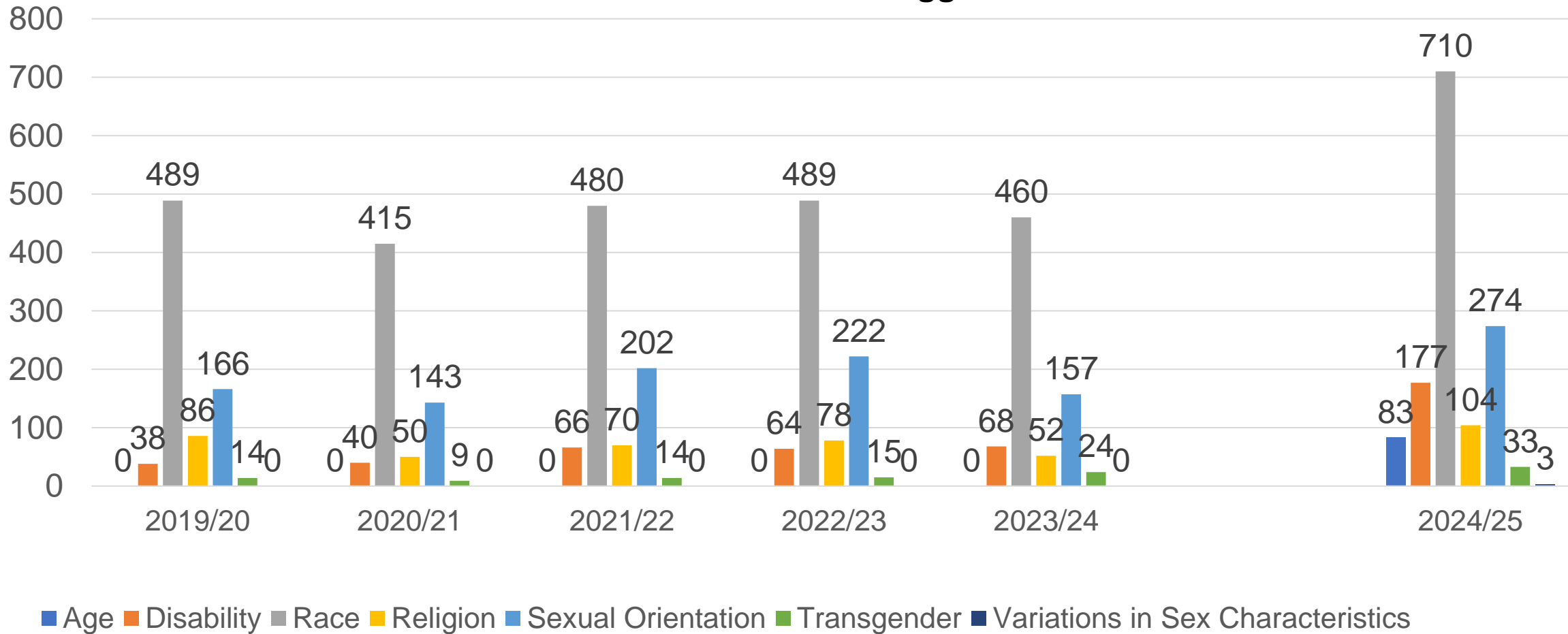
## 24. Recorded Hate Crimes (1<sup>st</sup> April – 12<sup>th</sup> May)

### Caveats for Tables 3.1 – 3.7

5. Please note, Tables 3.1 – 3.7 display a count of unique hate crimes, and not a count of aggravators. Multiple aggravators can be added to the one hate crime.
6. Please note, due to the different sources of data being used, and the different methodology/counting rules, comparison of recorded hate crimes from the 1<sup>st</sup> April 2024 with recorded hate crimes prior to the 1<sup>st</sup> April 2024 would not be advised. Any comparison of the two datasets should be carried out with caution.
7. Please note, of the 1301 hate crimes, 13 recorded hate crime relates to ‘Stirring up hatred: Racial’; and 15 recorded hate crimes relate to ‘Stirring up hatred: Other Group’.

# 25. Recorded Hate Crime Aggravators (1<sup>st</sup> April – 12<sup>th</sup> May)

**Table 4.1: Recorded Hate Crime Aggravators**



# 26. Recorded Hate Crime Aggravators (1<sup>st</sup> April – 12<sup>th</sup> May)

**Table 4.2: Recorded Hate Crime Aggravators**

Aggravator	2019/20	2020/21	2021/22	2022/23	2023/24	2024/25
Age	-	-	-	-	-	83
Disability	38	40	66	64	68	177
Race	489	415	480	489	460	710
Religion	86	50	70	78	52	104
Sexual Orientation	166	143	202	222	157	274
Transgender	14	9	14	15	24	33
Variations in Sex Characteristics	-	-	-	-	-	3
<b>Total</b>	<b>793</b>	<b>657</b>	<b>832</b>	<b>868</b>	<b>761</b>	<b>1384</b>

# 27. Recorded Hate Crime Aggravators (1<sup>st</sup> April – 12<sup>th</sup> May)

## Tables 4.1 and 4.2: Description of data within graph and table

Information presented in Table 4.1 and Table 4.2 (1st April - 12th May):  
Hate Aggravators (Financial Year to date) –

Age: 2019/20 -; 2020/21 -; 2021/22 -; 2022/23 -; 2023/24 -; 2024/25 - 83

Disability: 2019/20 – 38; 2020/21-40; 2021/22 -66; 2022/23-64; 2023/24-68; 2024/25-177

Race: 2019/20 – 489; 2020/21- 415; 2021/22 - 480; 2022/23 - 489; 2023/24 - 460; 2024/25 - 710

Religion: 2019/20 – 86; 2020/21 - 50; 2021/22 - 70; 2022/23 - 78; 2023/24 - 52; 2024/25-104

Sexual Orientation: 2019/20 – 166; 2020/21 -143; 2021/22 - 202; 2022/23 - 222; 2023/24-157;  
2024/25 - 274

Transgender: 2019/20 – 14; 2020/21 - 9; 2021/22 -14; 2022/23 - 15; 2023/24 - 24; 2024/25 - 33

Variations in Sex Characteristics: 2019/20 -; 2020/21-; 2021/22 -; 2022/23-; 2023/24-; 2024/25 - 3

## 28. Recorded Hate Crime Aggravators (1<sup>st</sup> April – 12<sup>th</sup> May)

### **Caveats for Tables 4.1 and 4.2**

All statistics are provisional and should be treated as management information. All data have been extracted from Police Scotland internal systems and are correct as of 13th May 2024.

1. The data prior to the 1st April 2024 has been extracted from the iVPD database using the ‘incident created’ date..
2. The data from the 1st April 2024 has been extracted from the National Crime Unifi database using the ‘date raised’.
3. Please note, the data from iVPD has been extracted based on crimes/offences which include at least one of the hate aggravators.
4. Please note, the data from National Unifi Crime has been extracted based on the hate crime aggravators. Not all recorded hate crimes include an aggravator within National Unifi Crime.
5. Please note, Tables 4.1 and 4.2 display a count of aggravators. Multiple aggravators can be added to the one hate crime.

## 29. Recorded Hate Crime Aggravators (1<sup>st</sup> April – 12<sup>th</sup> May)

### Caveats for Tables 4.1 and 4.2

6. Please note, due to the different sources of data being used, and the different methodology/counting rules, comparison of recorded hate crimes from the 1<sup>st</sup> April 2024 with recorded hate crimes prior to the 1<sup>st</sup> April 2024 would not be advised. Any comparison of the two datasets should be carried out with caution.
7. Please note, the aggravators 'Age' and 'Variations in Sex Characteristics' were introduced on the 1<sup>st</sup> April 2024. These aggravators could not be selected from the iVPD database.