

# COVID-19 WEEKLY BULLETIN

## 4 June – 10 June 2020

SERVING A  
CHANGING SCOTLAND



SCOTTISH POLICE  
**AUTHORITY**

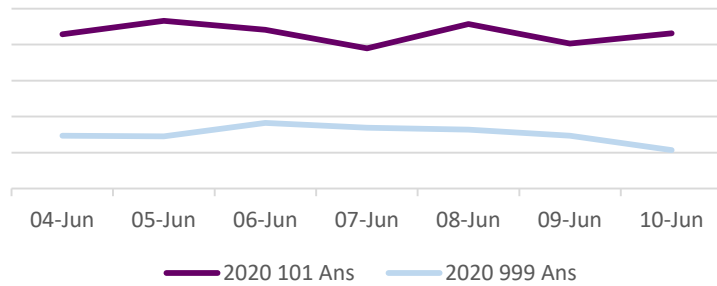
No figures should be considered as Official Police Statistics. These may not yet have been verified or validated.

OFFICIAL

## Service Centre Demand

### Service Centre Demand

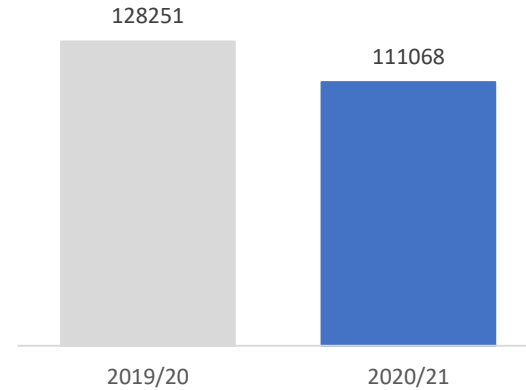
The volume of 101 calls answered has remained at a relatively consistent level over the reporting period. The volume of 999 calls answered is comparable to the previous year.



## Crime Levels

### Crime Volume (19 March – Present compared to Previous Year)

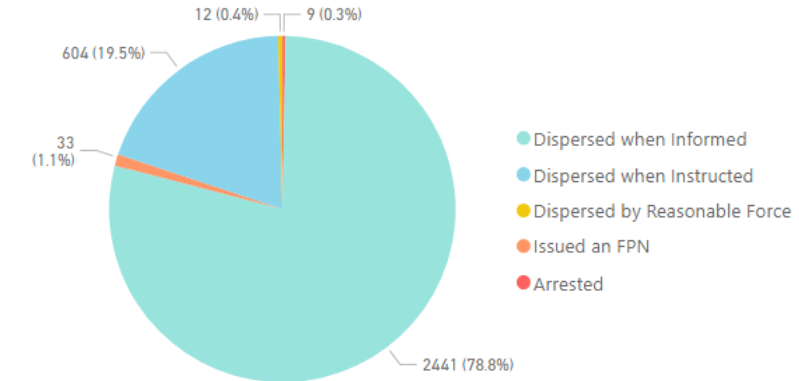
Crime has continued to trend at levels lower than the seasonal average, and total volume year to date is still considerably lower than last year. Total 'Year to Date' volume is displayed below, further data is available in the Crime slide.



## Coronavirus Legislation

### Co-operation with new Coronavirus Legislation

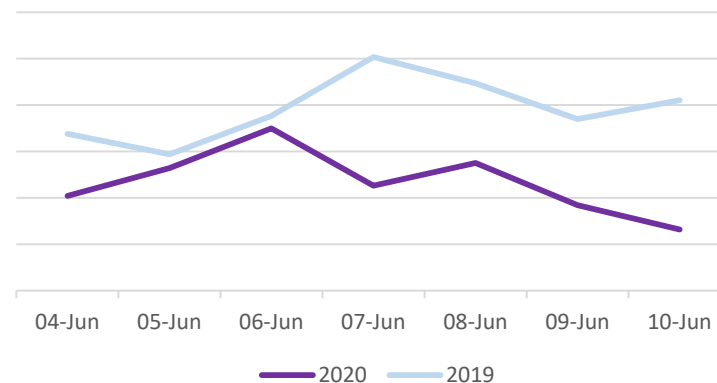
The below chart is indicative of the co-operation levels experienced by Police over the last 7 days. The vast majority of interactions between Police and the public continue to be resolved without enforcement.



## Incident Demand

### Incident Demand

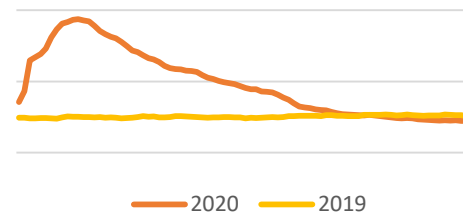
Incident volume this week shows lower levels compared to the same time last year. This has also seen a considerable decrease from the previous week.



## Staff Absence and Welfare

### Absences

Absences are now trending lower when compared to 2019.

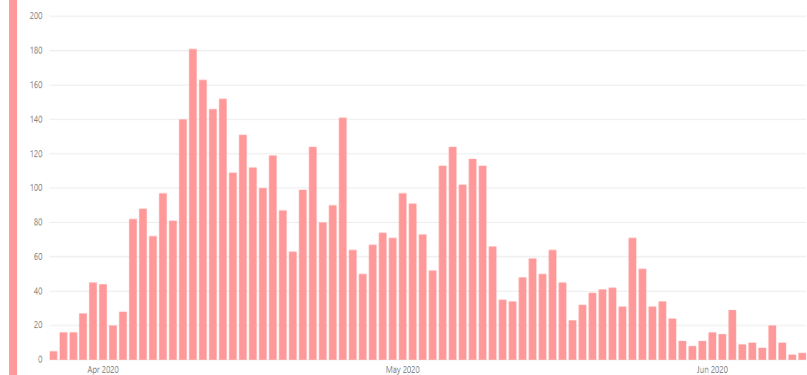


### Staff COVID Screening

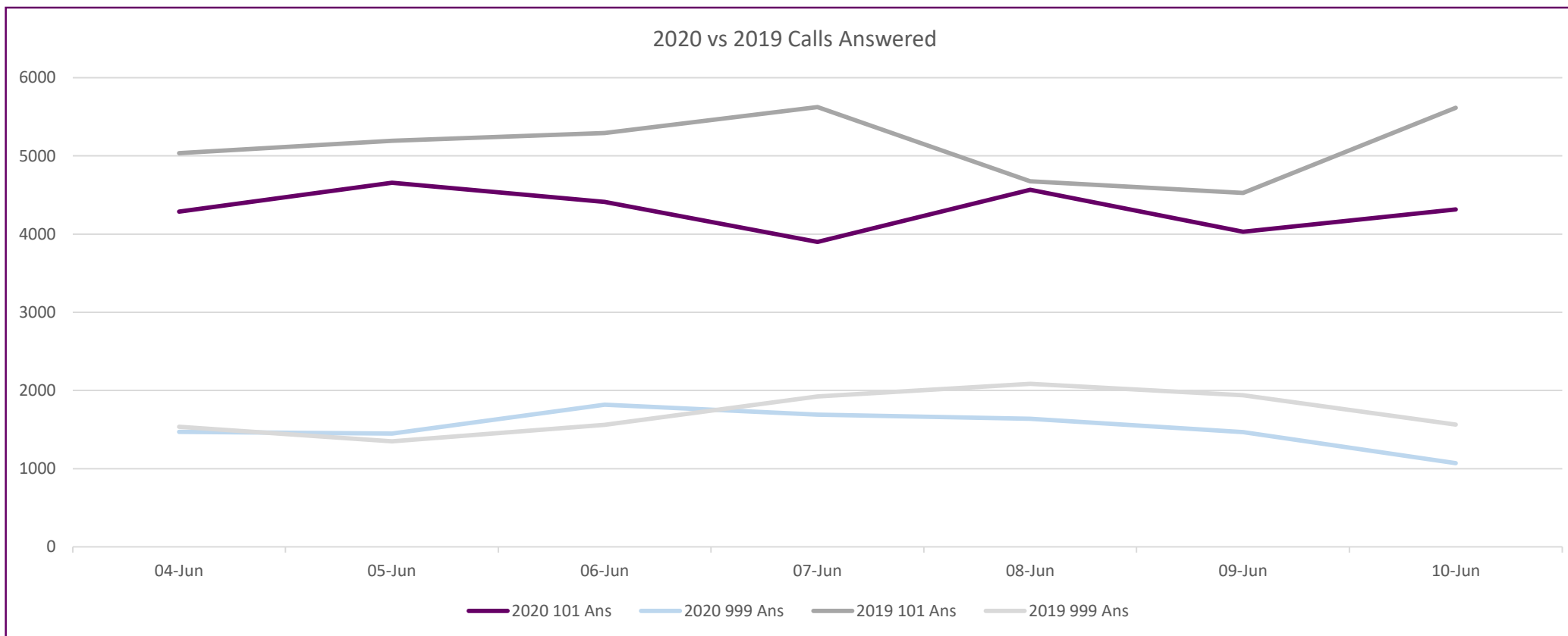
Testing of key workers for COVID-19 continues and the number of tests arranged for Police Scotland employees is broken down later in this report.

### Total Number of Interactions Relating to Coronavirus Legislation

The below chart is indicative of the total number of FPNs issued and charges libelled since the introduction of the new legislation.



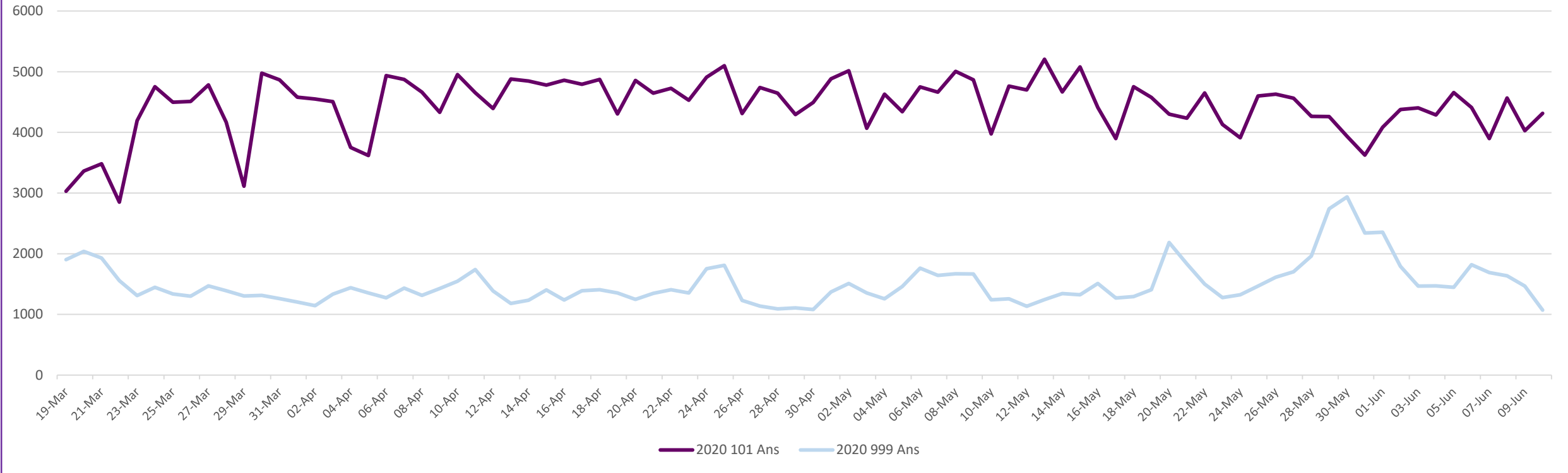
# Weekly Service Centre Demand (28 May - 3 June 2020)



	04-Jun	05-Jun	06-Jun	07-Jun	08-Jun	09-Jun	10-Ju	Total
<b>2020 101 Ans</b>	4289	4657	4411	3899	4568	4029	4315	<b>30168</b>
<b>2020 999 Ans</b>	1470	1448	1819	1690	1637	1467	1070	<b>10601</b>
<b>2019 101 Ans</b>	5036	5193	5294	5625	4677	4527	5617	<b>35969</b>
<b>2019 999 Ans</b>	1536	1349	1561	1925	2085	1939	1564	<b>11959</b>

# Cumulative Service Centre Demand (19 March – 10 June 2020)

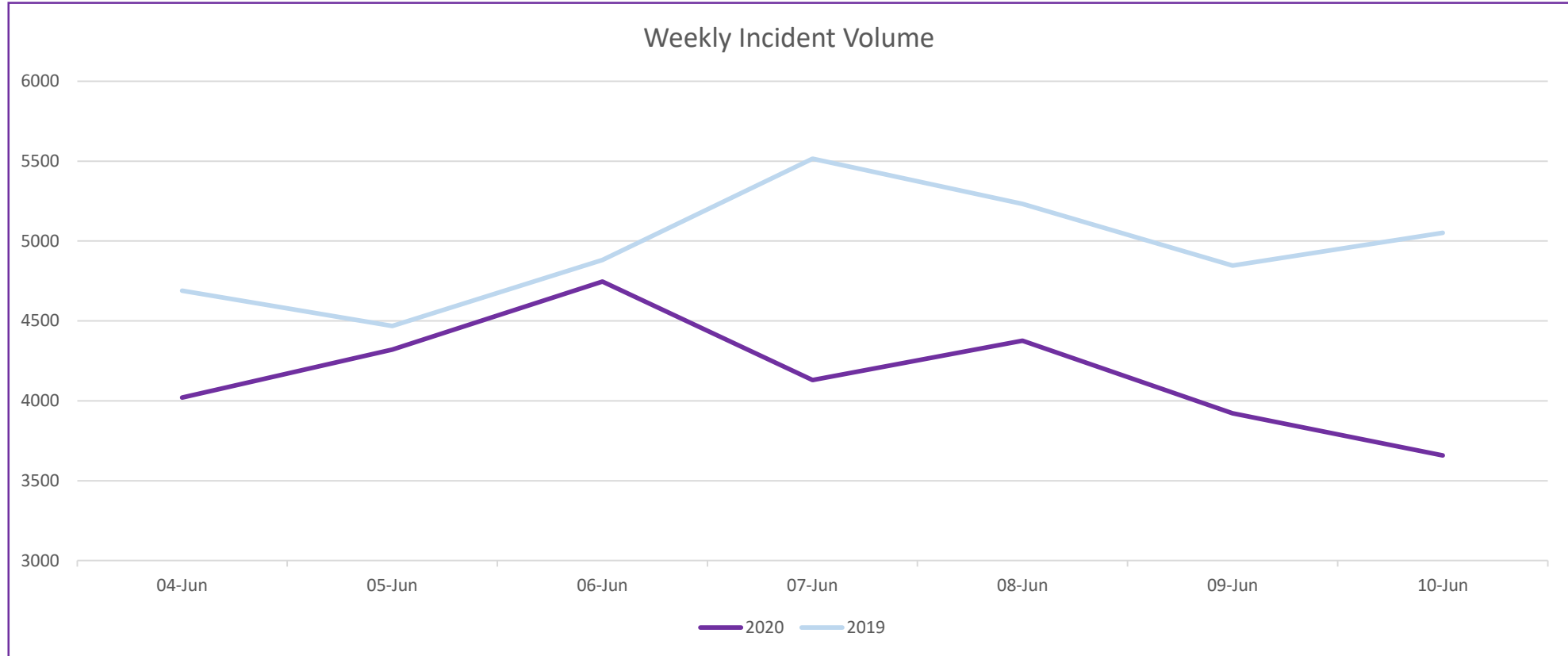
2020 101 & 999 Calls Answered



Total	Total																														
2020 101 Ans	343239																														
2020 999 Ans	115125																														
April	01-Apr	02-Apr	03-Apr	04-Apr	05-Apr	06-Apr	07-Apr	08-Apr	09-Apr	10-Apr	11-Apr	12-Apr	13-Apr	14-Apr	15-Apr	16-Apr	17-Apr	18-Apr	19-Apr	20-Apr	21-Apr	22-Apr	23-Apr	24-Apr	25-Apr	26-Apr	27-Apr	28-Apr	29-Apr	30-Apr	
2020 101 Ans	4579	4550	4506	3753	3618	4935	4873	4663	4332	4954	4654	4394	4881	4846	4780	4861	4793	4874	4303	4856	4647	4728	4530	4910	5101	4311	4739	4647	4295	4494	
2020 999 Ans	1204	1145	1333	1440	1355	1272	1432	1312	1426	1545	1739	1386	1182	1232	1403	1238	1391	1406	1354	1248	1348	1408	1353	1752	1808	1231	1137	1090	1106	1082	
May	01-May	02-May	03-May	04-May	05-May	06-May	07-May	08-May	09-May	10-May	11-May	12-May	13-May	14-May	15-May	16-May	17-May	18-May	19-May	20-May	21-May	22-May	23-May	24-May	25-May	26-May	27-May	28-May	29-May	30-May	31-May
2020 101 Ans	4884	5017	4069	4630	4340	4751	4665	5008	4865	3974	4764	4701	5205	4668	5080	4412	3898	4754	4576	4302	4235	4652	4131	3911	4600	4629	4563	4264	4260	3935	3626
2020 999 Ans	1369	1509	1353	1257	1461	1761	1644	1670	1666	1240	1257	1135	1244	1344	1322	1510	1271	1295	1407	2185	1831	1500	1278	1325	1467	1613	1702	1961	2741	2936	2342
June	01-Jun	02-Jun	03-Jun	04-Jun	05-Jun	06-Jun	07-Jun	08-Jun	09-Jun	10-Jun																					
2020 101 Ans	4086	4376	4403	4289	4657	4411	3899	4568	4029	4315																					
2020 999 Ans	2356	1791	1465	1470	1448	1819	1690	1637	1467	1070																					

No figures should be considered as Official Police Statistics. These may not yet have been verified or validated.

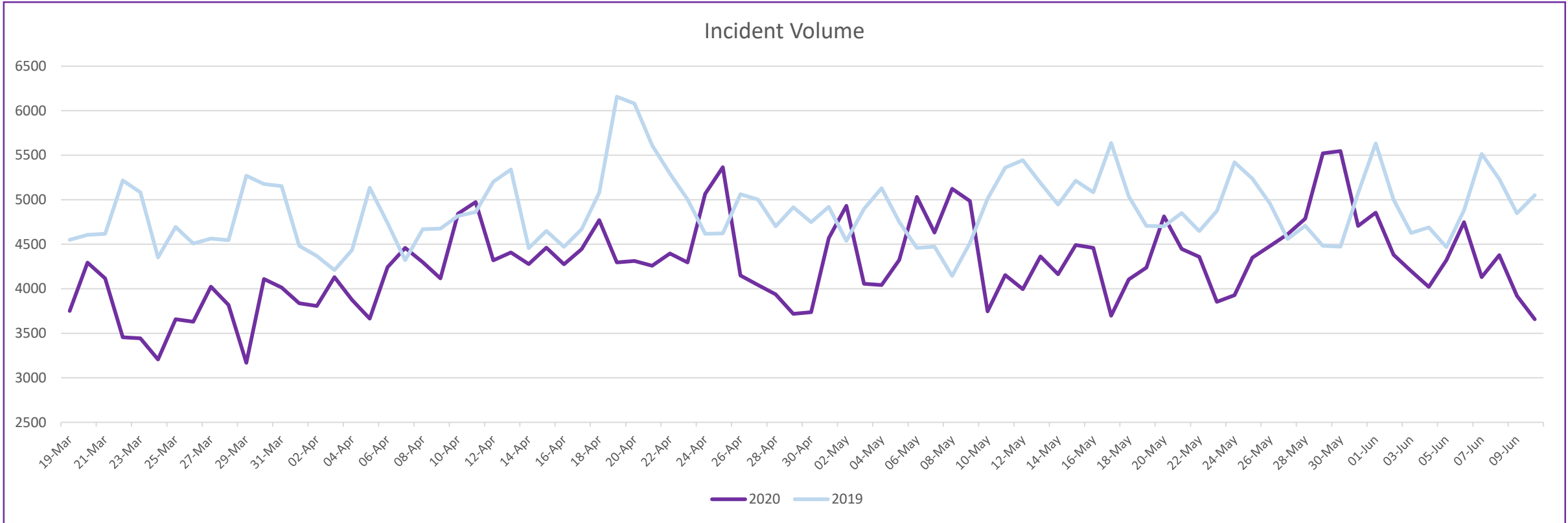
# Weekly Incident Demand (4 June - 10 June 2020)



	04-Jun	05-Jun	06-Jun	07-Jun	08-Jun	09-Jun	10-Jun	Total
2020	4021	4321	4747	4130	4377	3922	3658	<b>29176</b>
2019	4689	4469	4882	5515	5233	4847	5051	<b>34686</b>



# Cumulative Incident Demand (19 March – 10 June 2020)

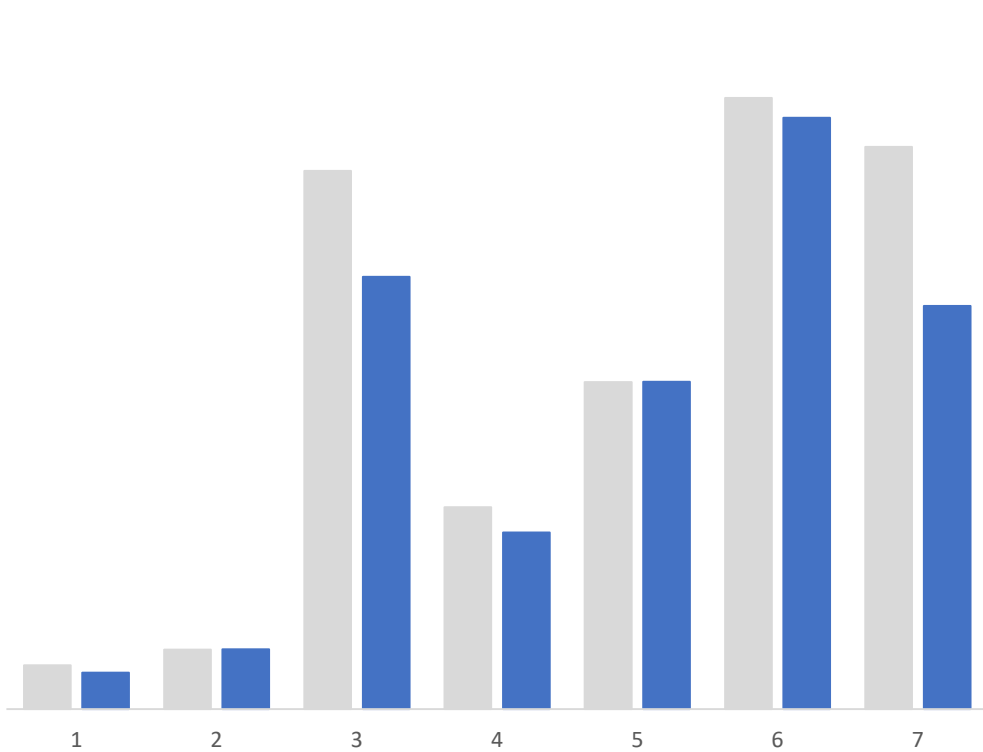


Total	Total																																March	19-Mar	20-Mar	21-Mar	22-Mar	23-Mar	24-Mar	25-Mar	26-Mar	27-Mar	28-Mar	29-Mar	30-Mar	31-Mar
<b>2020</b>	<b>358591</b>																																<b>2020</b>	3752	4293	4117	3455	3443	3207	3659	3631	4023	3819	3169	4109	4014
<b>2019</b>	<b>410106</b>																																<b>2019</b>	4549	4606	4618	5217	5082	4351	4695	4507	4564	4544	5270	5176	5152
April	01-Apr	02-Apr	03-Apr	04-Apr	05-Apr	06-Apr	07-Apr	08-Apr	09-Apr	10-Apr	11-Apr	12-Apr	13-Apr	14-Apr	15-Apr	16-Apr	17-Apr	18-Apr	19-Apr	20-Apr	21-Apr	22-Apr	23-Apr	24-Apr	25-Apr	26-Apr	27-Apr	28-Apr	29-Apr	30-Apr																
<b>2020</b>	3837	3806	4130	3874	3666	4242	4458	4298	4117	4844	4974	4319	4408	4277	4462	4276	4444	4771	4296	4312	4258	4395	4296	5067	5366	4150	4042	3937	3719	3738																
<b>2019</b>	4482	4368	4209	4436	5134	4738	4321	4668	4676	4818	4863	5202	5340	4457	4651	4470	4668	5079	6157	6080	5611	5292	5004	4617	4622	5063	5002	4701	4915	4747																
May	01-May	02-May	03-May	04-May	05-May	06-May	07-May	08-May	09-May	10-May	11-May	12-May	13-May	14-May	15-May	16-May	17-May	18-May	19-May	20-May	21-May	22-May	23-May	24-May	25-May	26-May	27-May	28-May	29-May	30-May	31-May															
<b>2020</b>	4568	4932	4056	4042	4324	5033	4631	5122	4986	3746	4155	3995	4363	4164	4492	4458	3697	4104	4237	4814	4447	4360	3854	3927	4350	4481	4613	4787	5520	5547	4706															
<b>2019</b>	4921	4539	4896	5130	4749	4458	4474	4144	4516	5012	5361	5445	5189	4946	5213	5083	5637	5037	4707	4701	4851	4647	4873	5420	5236	4957	4559	4708	4482	4473	5074															
June	01-Jun	02-Jun	03-Jun	04-Jun	05-Jun	06-Jun	07-Jun	08-Jun	09-Jun	10-Jun																																				
<b>2020</b>	4854	4383	4197	4021	4321	4747	4130	4377	3922	3658																																				
<b>2019</b>	5632	5002	4626	4689	4469	4882	5515	5233	4847	5051																																				

# Weekly Crime Demand (1 June - 7 June 2020)

### Weekly Crime by Group

■ 2019/20 ■ 2020/21

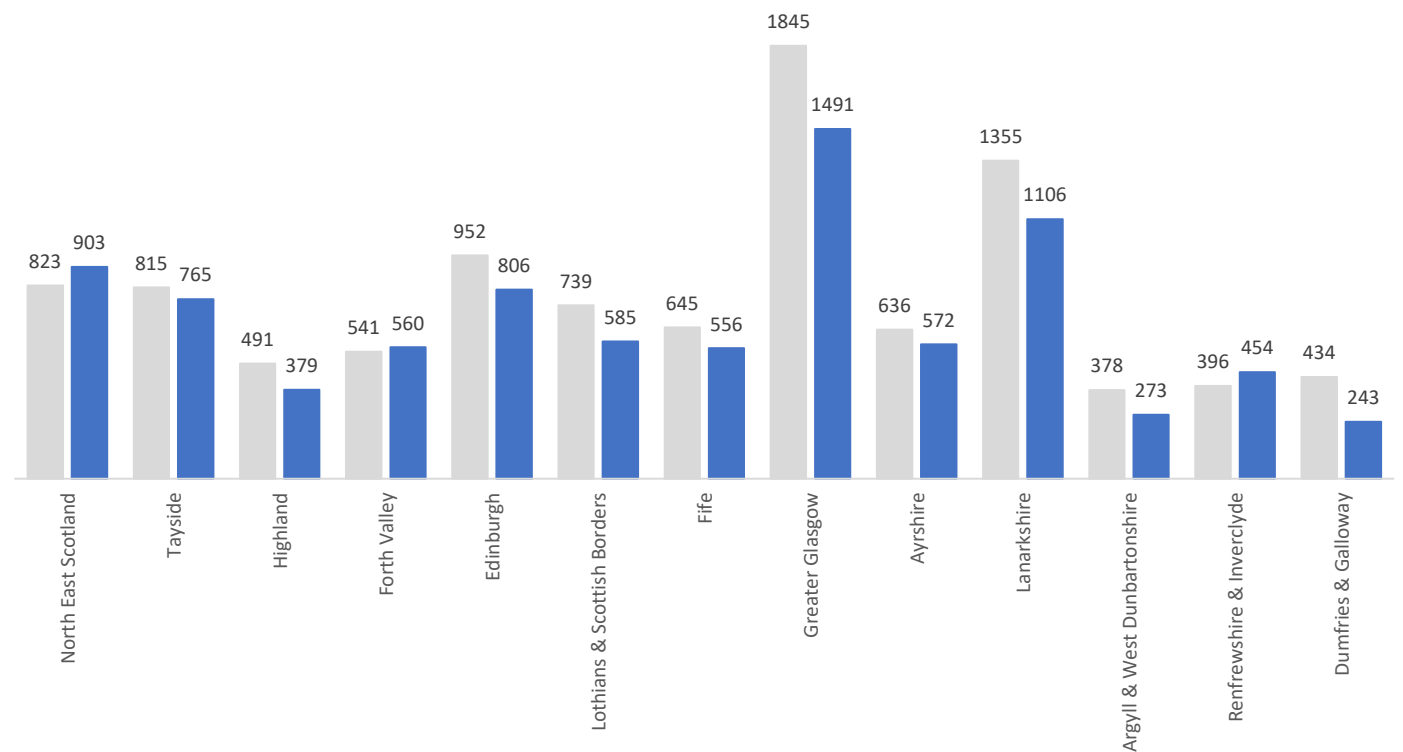


Crime Group	1	2	3	4	5	6	7	Total
2019/20	188	255	2308	866	1402	2620	2411	<b>10050</b>
2020/21	156	257	1853	758	1404	2536	1729	<b>8693</b>

More information regarding Crime Groups can be found [via this link](#)

### Weekly Crime by Division

■ 2019/20 ■ 2020/21

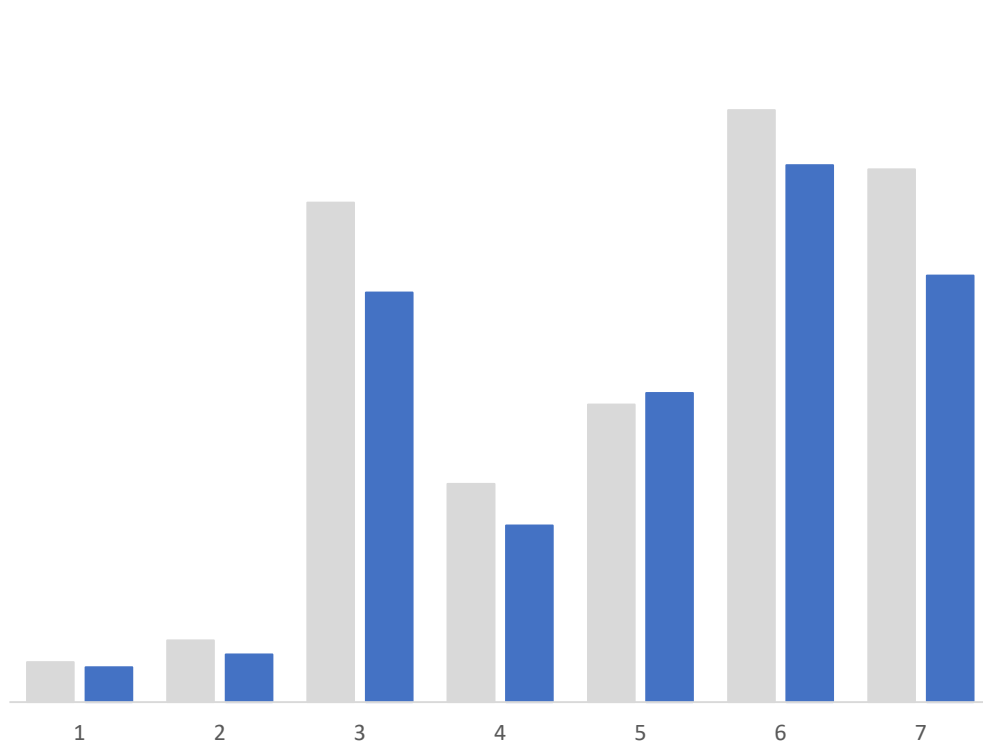


Most Crime Groups (with exception of Group 5) show a decrease when the preceding weeks volume is compared to the same period in 2019. Group 5 and Group 2 crime types have seen levels comparable to the previous year.

# Cumulative Crime Demand (9 March – 7 June 2020)

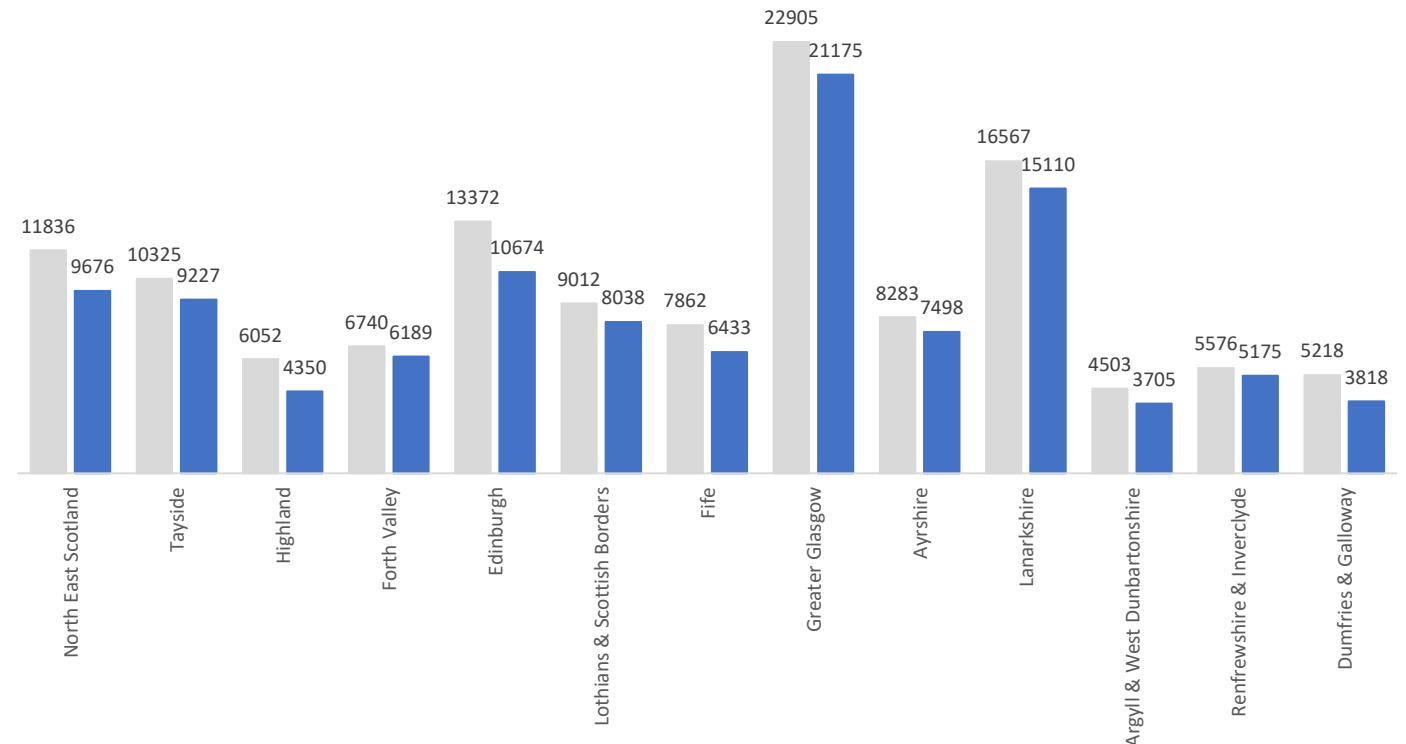
### Total Crime by Group

■ 2019/20 ■ 2020/21



### Total Crime by Division

■ 2019/20 ■ 2020/21



Crime Group	1	2	3	4	5	6	7	Total
2019/20	2291	3534	28565	12490	17028	33861	30482	<b>128251</b>
2020/21	2003	2724	23436	10103	17678	30723	24401	<b>111068</b>

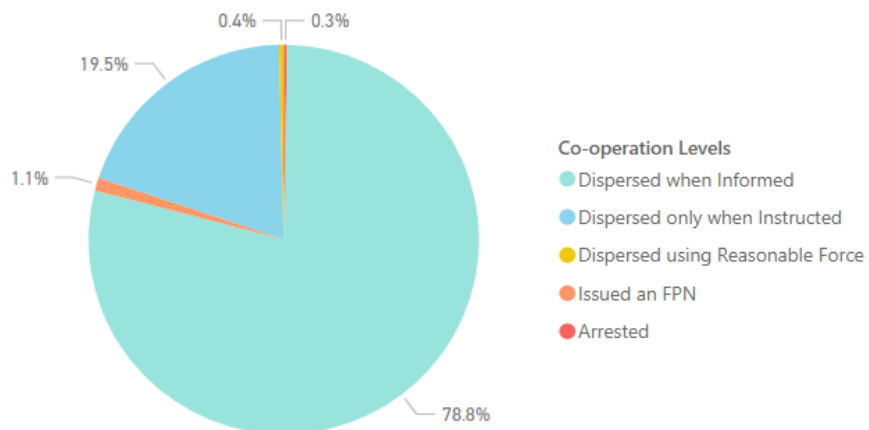
All Crime Groups (with the exception of Group 5) show a decrease in volume when compared to the same period in 2019. Group 5 crime is slightly higher in volume and has remained static in the weekly records as mentioned. All Divisions show a decrease in volume when compared to the same time period in 2019.

More information regarding Crime Groups can be found [via this link](#)



# Weekly Coronavirus Legislation Co-operation (4 June – 10 June 2020)

### Weekly Cooperation Levels

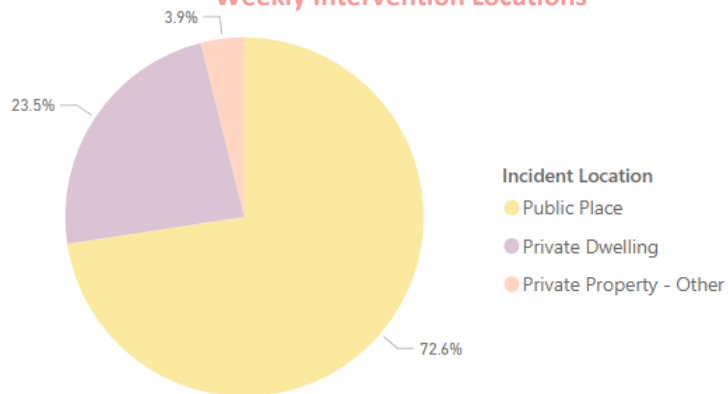


### Interaction Totals over Preceding Week

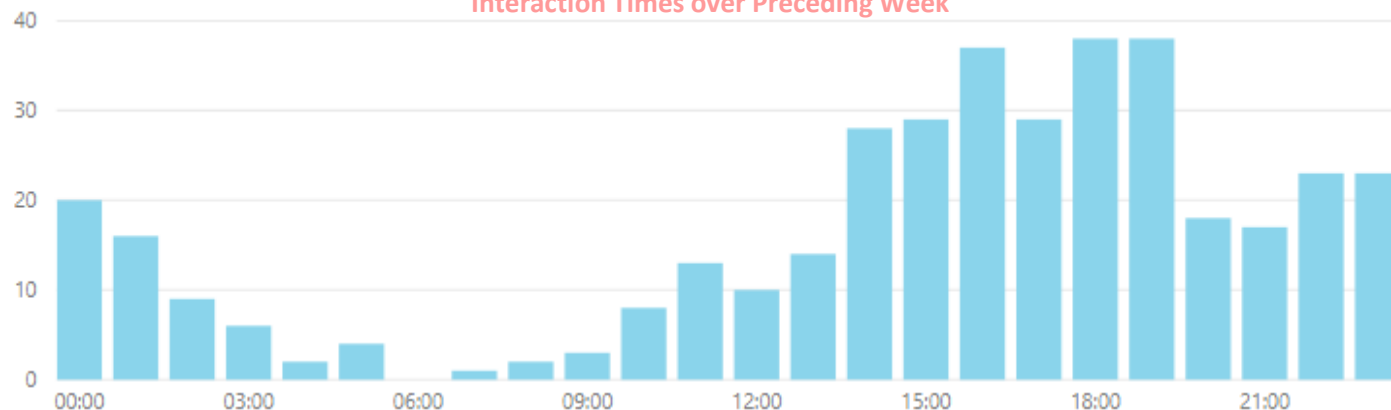


An 'interaction' is any instance where a Police Officer has reason to engage with a person who is not conforming with Legislation. Only when all efforts to encourage co-operation fail will Police Officers resort to enforcement.

### Weekly Intervention Locations



### Interaction Times over Preceding Week

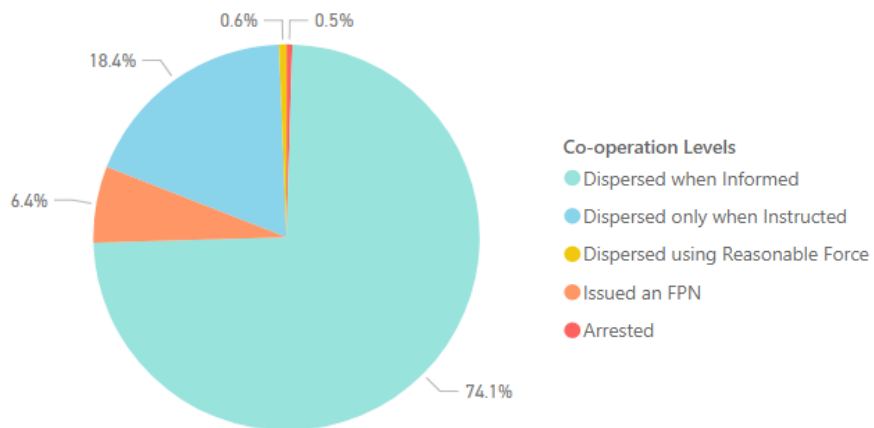


In response to the introduction of The Health Protection (Coronavirus) (Restrictions) (Scotland) Regulations 2020 and Coronavirus Act 2020, Police Scotland developed a 'Coronavirus Interventions' (CVI) recording system. This system allowed Police Scotland to begin gathering data in relation to the public co-operation levels with the new legislation. This system relies on Police Officers manually updating the system with the co-operation level when they encounter an individual in contravention of the new legislation.

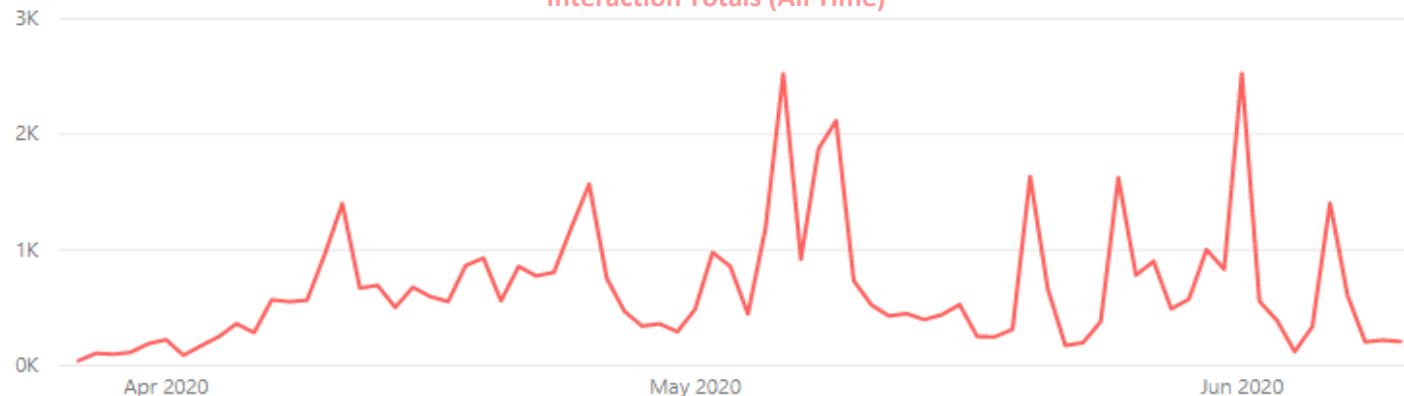
**Due to the manual input required to form this data set, the contents of this slide are indicative only. Actual figures will differ from those recorded on Crime Systems (please see slide 11), may be subject to change, and cannot be considered Official Police Statistics. They do provide an indication of the public co-operation levels across Scotland.**

# Coronavirus Legislation Co-operation (27 March – 10 June 2020)

### All Time Cooperation Levels

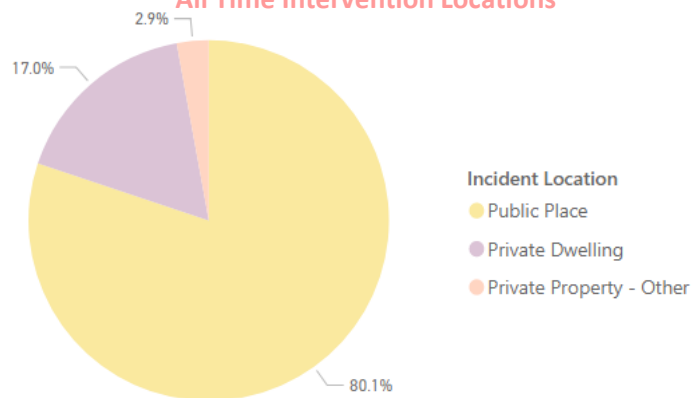


### Interaction Totals (All Time)

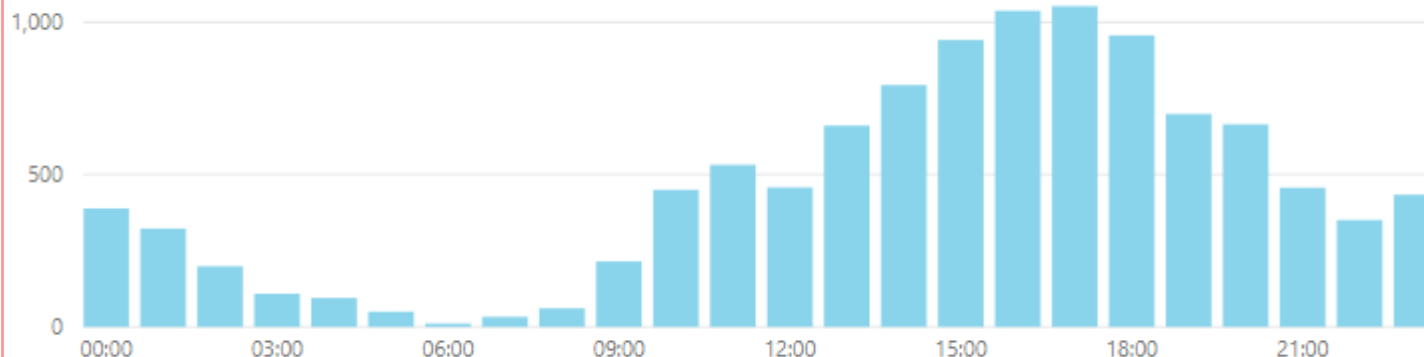


An 'interaction' is any instance where a Police Officer has reason to engage with a person who is not conforming with Legislation. Only when all efforts to encourage co-operation fail will Police Officers resort to enforcement.

### All Time Intervention Locations



### Interaction Times (All Time)



In response to the introduction of The Health Protection (Coronavirus) (Restrictions) (Scotland) Regulations 2020 and Coronavirus Act 2020, Police Scotland developed a 'Coronavirus Interventions' (CVI) recording system. This system allowed Police Scotland to begin gathering data in relation to the public co-operation levels with the new legislation. This system relies on Police Officers manually updating the system with the co-operation level when they encounter an individual in contravention of the new legislation.

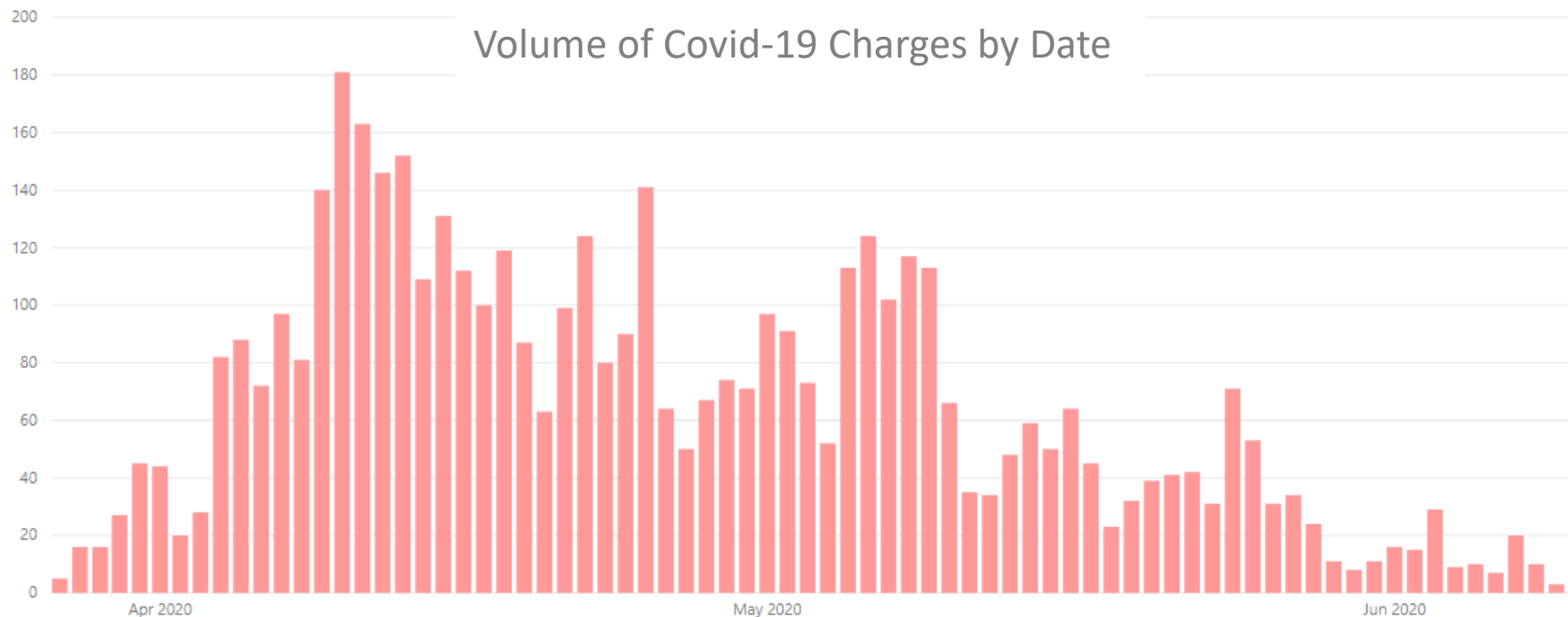
**Due to the manual input required to form this data set, the contents of this slide are indicative only. Actual figures will differ from those recorded on Crime Systems (please see slide 11), may be subject to change, and cannot be considered Official Police Statistics. They do provide an indication of the public co-operation levels across Scotland.**

# 'Enforcement' of Coronavirus specific legislation

The following is a summary of all 'enforcement' action in relation to both The Health Protection (Coronavirus) (Restrictions) (Scotland) Regulations 2020 and Coronavirus Act 2020.

This includes all Fixed Penalty Notices issued and processed by Police Scotland. It also includes all occasions that a charge was libelled and recorded on Police Scotland's Crime Recording System against a person in relation to the aforementioned legislation. This is a true value of the volume of recorded 'enforcement' activity, but does not provide the granularity of the Coronavirus Intervention (CVI) recording system and does not capture the earlier phases of the '4 E's' approach.

These values remain subject to change as offences are retrospectively added or amended and do not match the indicative 'enforcement' values from the CVI recording system.

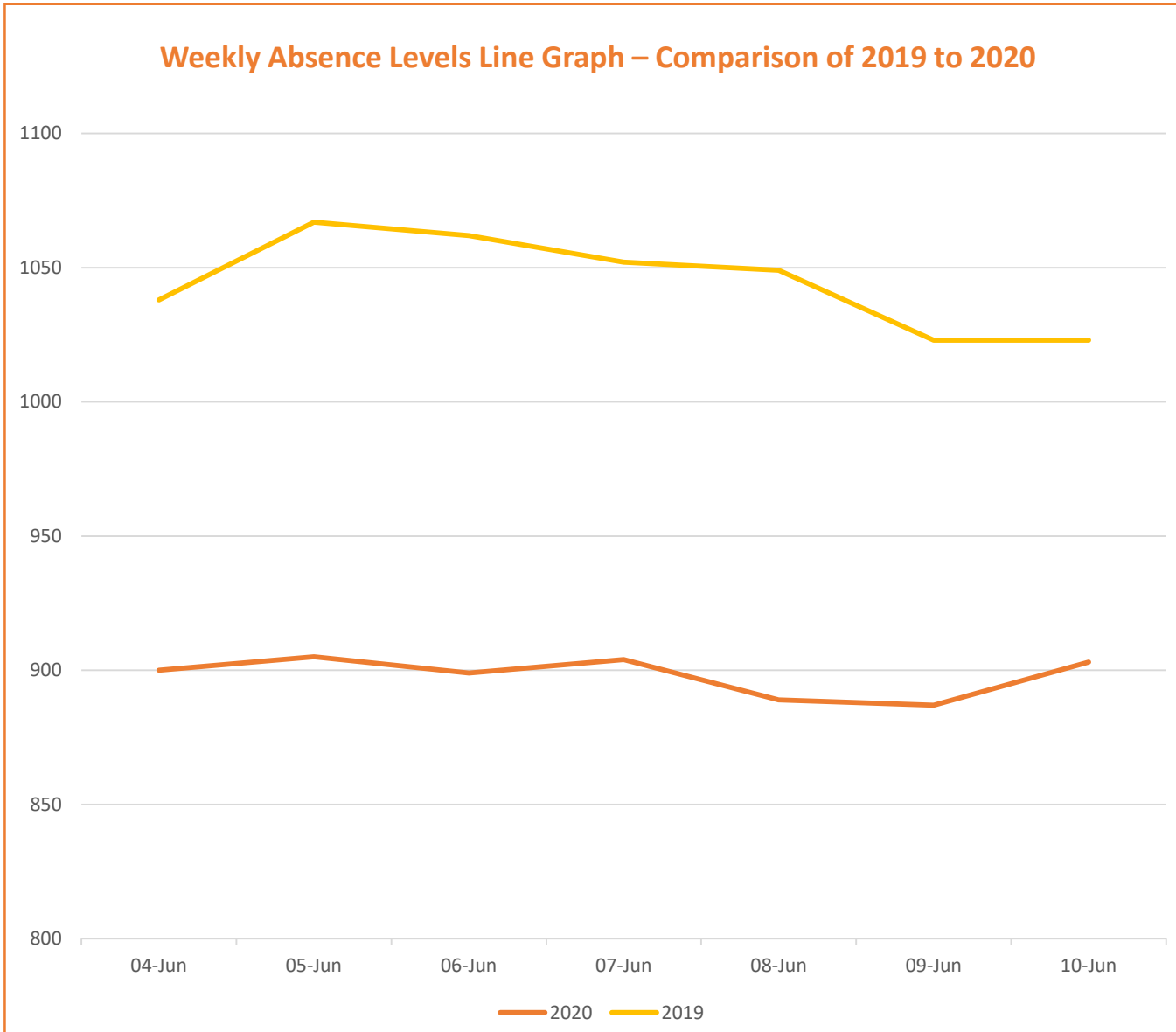


Total	Total																									March	27-Mar	28-Mar	29-Mar	30-Mar	31-Mar
2020	4841																									2020	5	16	16	27	45
April	01-Apr	02-Apr	03-Apr	04-Apr	05-Apr	06-Apr	07-Apr	08-Apr	09-Apr	10-Apr	11-Apr	12-Apr	13-Apr	14-Apr	15-Apr	16-Apr	17-Apr	18-Apr	19-Apr	20-Apr	21-Apr	22-Apr	23-Apr	24-Apr	25-Apr	26-Apr	27-Apr	28-Apr	29-Apr	30-Apr	
2020	44	20	28	82	88	72	97	81	140	181	163	146	151	109	131	112	100	119	87	63	99	124	80	90	141	64	50	67	74	71	
May	01-May	02-May	03-May	04-May	05-May	06-May	07-May	08-May	09-May	10-May	11-May	12-May	13-May	14-May	15-May	16-May	17-May	18-May	19-May	20-May	21-May	22-May	23-May	24-May	25-May	26-May	27-May	28-May	29-May	30-May	31-May
2020	97	91	73	52	113	124	102	117	113	65	35	34	48	59	50	64	45	23	32	39	41	42	30	71	54	31	34	23	11	8	11
June	01-Jun	02-Jun	03-Jun	04-Jun	05-Jun	06-Jun	07-Jun	08-Jun	09-Jun	10-Jun																					
2020	15	15	27	9	10	7	20	10	3	4																					

No figures should be considered as Official Police Statistics. These may not yet have been verified or validated.

# Weekly Absence (4 June – 10 June 2020)

Weekly Absence Levels Line Graph – Comparison of 2019 to 2020

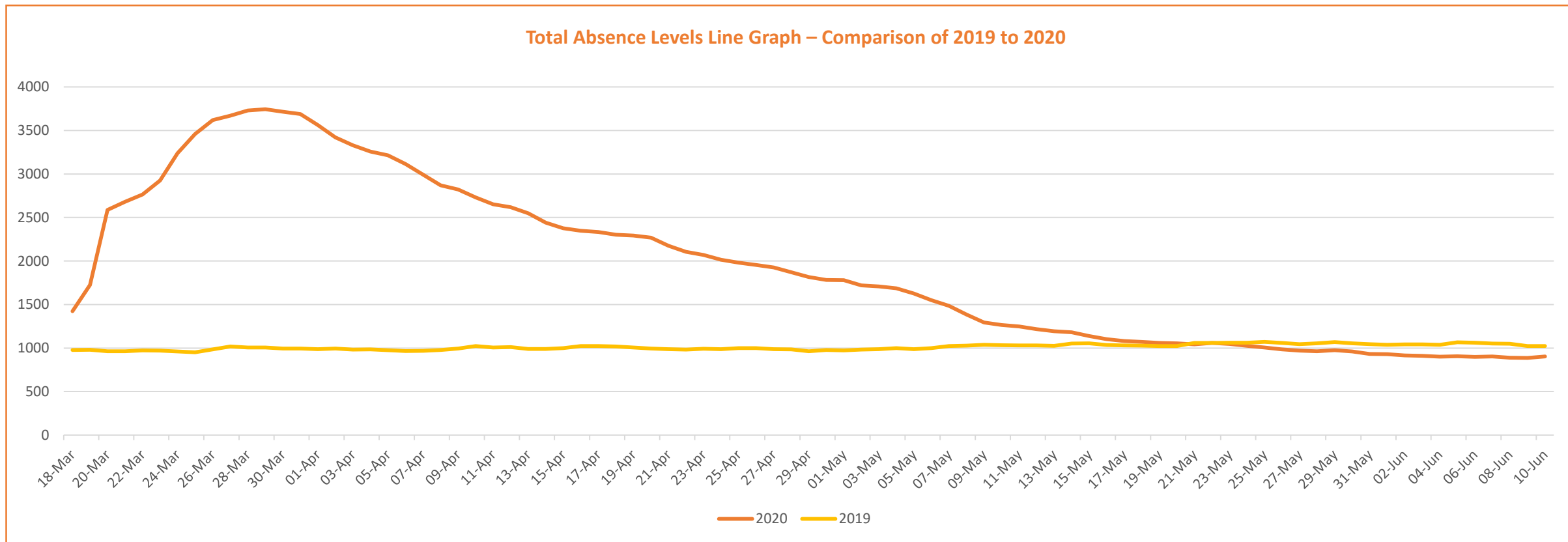


## Police Scotland Current Absences

10 <sup>th</sup> June 2020	No.	Change from same day previous week	Change from same day previous week (%)
COVID-19	88	-26	-23%
Total Absences	903	-7	-1%

Date	04-Jun	05-Jun	06-Jun	07-Jun	08-Jun	09-Jun	10-Jun
2020	900	905	899	904	889	887	903
2019	1038	1067	1062	1052	1049	1023	1023

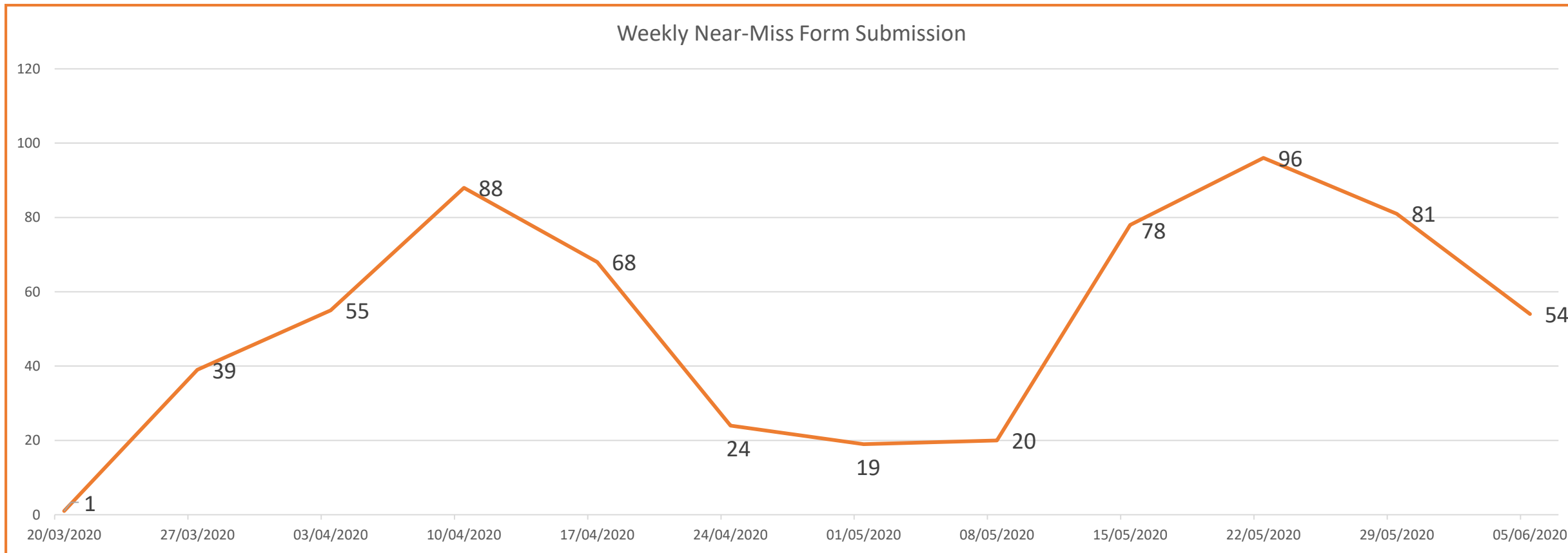
# Total Absence (18 March – 10 June 2020)



	March	18-Mar	19-Mar	20-Mar	21-Mar	22-Mar	23-Mar	24-Mar	25-Mar	26-Mar	27-Mar	28-Mar	29-Mar	30-Mar	31-Mar																
<b>2020</b>		1424	1725	2587	2681	2765	2926	3238	3460	3619	3669	3731	3745	3716	3688																
<b>2019</b>		977	979	964	963	973	971	961	951	985	1018	1007	1006	993	994																
April	01-Apr	02-Apr	03-Apr	04-Apr	05-Apr	06-Apr	07-Apr	08-Apr	09-Apr	10-Apr	11-Apr	12-Apr	13-Apr	14-Apr	15-Apr	16-Apr	17-Apr	18-Apr	19-Apr	20-Apr	21-Apr	22-Apr	23-Apr	24-Apr	25-Apr	26-Apr	27-Apr	28-Apr	29-Apr	30-Apr	
<b>2020</b>	3562	3421	3330	3258	3214	3114	2992	2871	2823	2730	2653	2619	2548	2440	2376	2347	2333	2301	2292	2268	2175	2105	2069	2015	1981	1954	1926	1870	1815	1783	
<b>2019</b>	987	995	983	985	976	965	968	978	993	1022	1006	1012	989	989	1000	1024	1024	1017	1006	993	988	981	992	988	1000	1000	988	984	963	978	
May	01-May	02-May	03-May	04-May	05-May	06-May	07-May	08-May	09-May	10-May	11-May	12-May	13-May	14-May	15-May	16-May	17-May	18-May	19-May	20-May	21-May	22-May	23-May	24-May	25-May	26-May	27-May	28-May	29-May	30-May	31-May
<b>2020</b>	1779	1720	1709	1686	1626	1550	1486	1385	1293	1266	1249	1217	1194	1182	1137	1102	1081	1072	1060	1053	1043	1058	1046	1026	1006	984	970	963	974	960	931
<b>2019</b>	973	981	986	999	987	1000	1022	1027	1037	1032	1030	1029	1025	1052	1054	1034	1031	1028	1023	1023	1058	1060	1062	1061	1071	1058	1044	1053	1069	1055	1044
June	01-Jun	02-Jun	03-Jun	04-Jun	05-Jun	06-Jun	07-Jun	08-Jun	09-Jun	10-Jun																					
<b>2020</b>	929	915	910	900	905	899	904	889	887	903																					
<b>2019</b>	1037	1043	1041	1038	1067	1062	1052	1049	1023	1023																					

No figures should be considered as Official Police Statistics. These may not yet have been verified or validated.

# Near Miss and Testing Data (20 March – 10 June 2020)



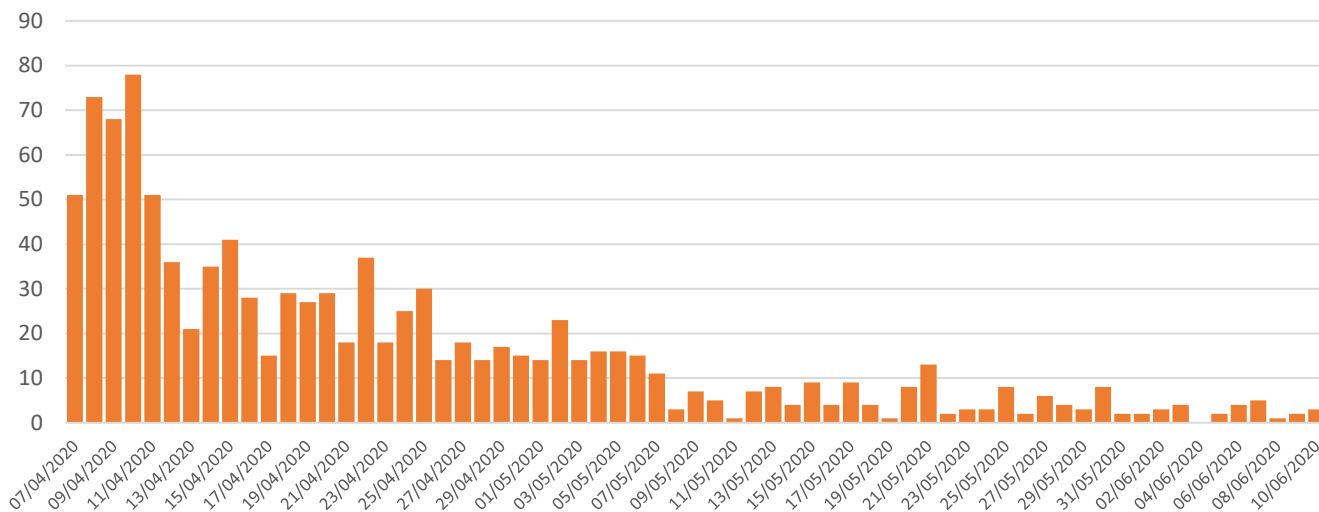
‘Near miss’ forms in the context of the pandemic situation may be submitted for a variety of reasons. i.e. when officers are potentially exposed to: COVID-19 whilst not wearing PPE, where PPE malfunctions, or in any other instance an officer feels a risk to themselves in a specific occurrence relating to COVID-19.

This can occur due to the reactive nature of policing, as well as being influenced by training levels and supply of PPE. The number of forms have decreased over the last week.

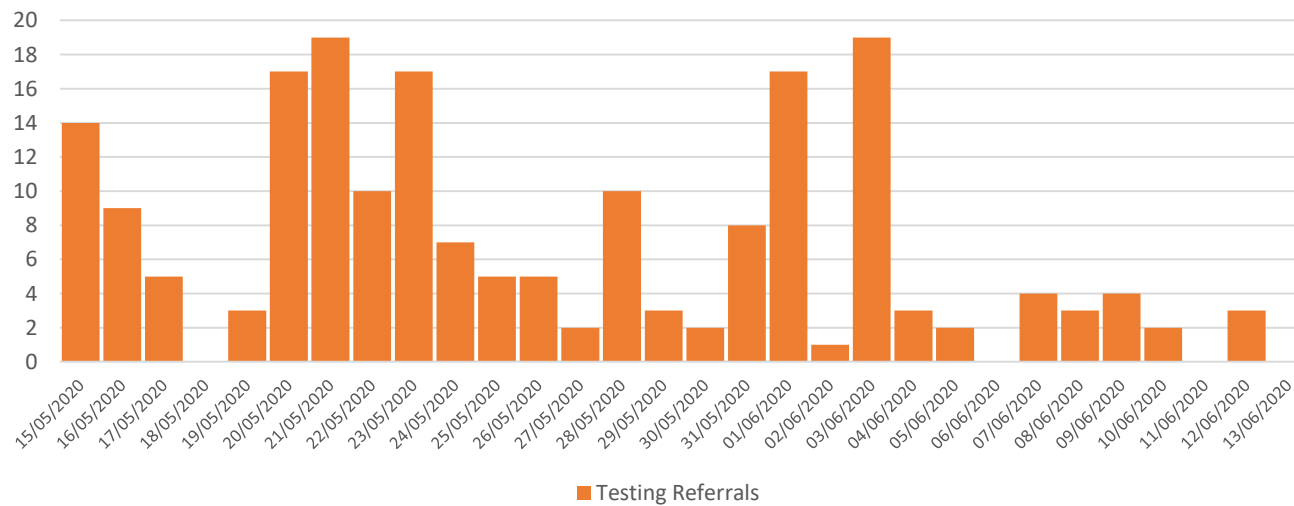
The amount of forms submitted continues to be attributable to the process for requesting an asymptomatic COVID-19 screening test due to an occupational risk, requiring the submission of a ‘near-miss’ form. Many of the reports would not have been submitted without this requirement. The number of incidents where a lack of PPE is identified has not risen.

# Testing Data (7 April – 10 June 2020)

### Symptomatic Testing Referrals



### Asymptomatic Testing Referrals

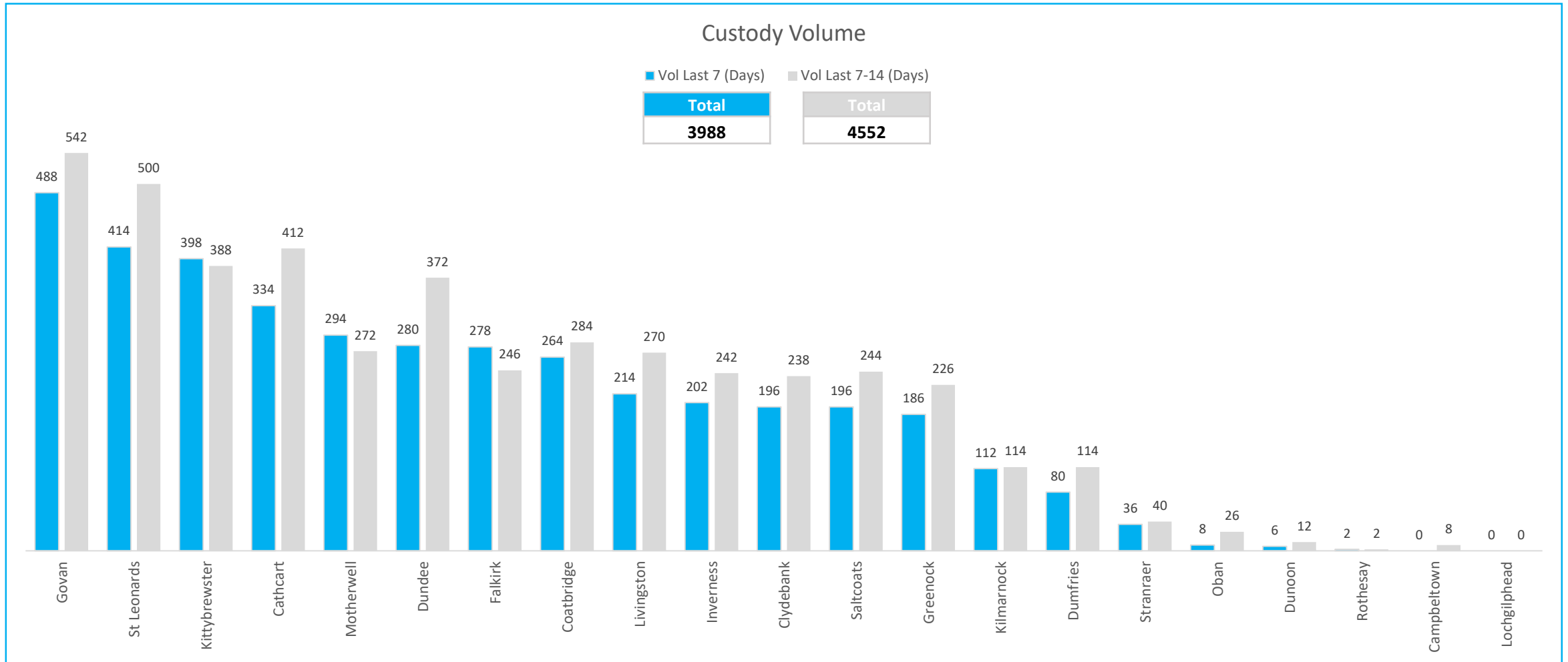


### Police Scotland Testing Data

Symptomatic Testing			
Total Referrals	Tested Positive	Tested Negative	Inconclusive
1164	160	920	21
Asymptomatic Testing			
210	0	183	1

# Custody Volume

The below bar chart displays the custody volume in each custody centre weekly. In this chart the blue bar represents the volume over the last 7 days, and the grey bar represents the 7 days prior to that. As can be seen, custody volume has decreased this week when compared to last week.





# Custody Volume

The below bar chart displays the total custody volume over time. As can be seen, the number of custodies fell on the approach to 'lockdown', reaching their lowest level on 29<sup>th</sup> March. Since that date Custodies have steadily increased.

