



POLICE
SCOTLAND

POILEAS ALBA

Weekly Hate Crime and Incident Report

Week 4: 22nd April – 28th April

OFFICIAL

This data is Police Scotland Management Information, Not Official Statistics.

1. Hate Reporting Summary

All statistics are provisional and should be treated as management information. All data have been extracted from Police Scotland internal systems and are correct as of 29th April 2024.

- 1. Number of online reports:** Between 22nd April 2024 – 28th April 2024, **106**, a **72.8 % decrease** on the previous week, YTD **9480**.
- 2. Hate Crime Related Telephone Calls (via 101/999):** Between 22nd April 2024 – 28th April 2024, **2**, a **81.8% decrease** on the previous week, YTD **63**.
- 3. Hate Crime Related Emails (via Contact Us):** Between 22nd April 2024 – 28th April 2024, **3**, a **75% decrease** on the previous week, YTD **195**.
- 4. Number of Non-Crime Hate Incidents:** 22nd April 2024 – 28th April 2024– **26**; YTD **104**.
- 5. Number of recorded Hate Crimes:** 22nd April 2024 – 28th April 2024– **217**; a **20.6% increase** on the previous week, YTD **821**.
- 6. Number of Freedom of Information Requests:** 22nd April 2024 – 28th April 2024 – **5**, YTD **71**.
- 7. Subject Access Requests:** 22nd April 2024 – 28th April 2024 – **1**, YTD **18**.
- 8. Number of complaints relating to the Hate Crime Act:** 22nd April 2024 – 28th April 2024 – **0**, YTD **55**
- 9. % Police Officers completed training: 87.6%**
- 10. Pages 13 - 20 of this report provides disaggregated data by local area command.**

2. Online Hate Reports

Table 1.1: Online Hate Reports

	22.04.24	23.04.24	24.04.24	25.04.24	26.04.24	27.04.24	28.04.24	Total
Online Reports								
Online Hate Reports - Total	26	23	7	17	17	6	10	106
Online Reports - Named Reporter	4	2	1	4	6	1	2	20
Online Reports - Anonymous Reporter	22	21	6	13	11	5	8	86
Police Incidents								
Police Incidents with Hate Crime Tag Added	23	24	21	24	17	25	15	149
Service Centre Public Contacts								
Hate Crime Related Telephone Calls (Via 101/999)	0	0	0	1	0	1	0	2
Hate Crime Related Emails (Via Contactus)	2	1	0	0	0	0	0	3

3. Online Hate Reports

Table 1.1: Description of data

Information presented in Table 1.1:

Online Hate Reports (total) on each date - 22.04.24 – 26; 23.04.24 - 23; 24.04.24 - 7; 25.04.24 - 17; 26.04.24 - 17; 27.04.24 - 6; 28.04.24-10

Online Hate Reports (Named Reporter) on each date - 22.04.24 – 4; 23.04.24 - 2; 24.04.24 - 1; 25.04.24 - 4; 26.04.24 - 6; 27.04.24 - 1; 28.04.24 - 2

Online Hate Reports (Anonymous Reporter) on each date - 22.04.24 – 22; 23.04.24 - 21; 24.04.24 - 6; 25.04.24 - 13; 26.04.24 - 11; 27.04.24 - 5; 28.04.24 - 8

Police Incidents with Hate Crime Tag Added - 22.04.24 – 23; 23.04.24 – 24; 24.04.24 – 21; 25.04.24 – 24; 26.04.24 – 17; 27.04.24 – 25; 28.04.24 - 15

Hate Crime Related Telephone Calls (Via 101/999) - 22.04.24 – 0; 23.04.24 – 0; 24.04.24 – 0; 25.04.24 – 1; 26.04.24 – 0; 27.04.24 - 1; 28.04.24 - 0

Hate Crime Related Emails (Via Contactus) - 22.04.24 – 2; 23.04.24 – 1; 24.04.24 – 0; 25.04.24 – 0; 26.04.24 – 0; 27.04.24 – 0; 28.04.24 - 0

4. Online Hate Reports

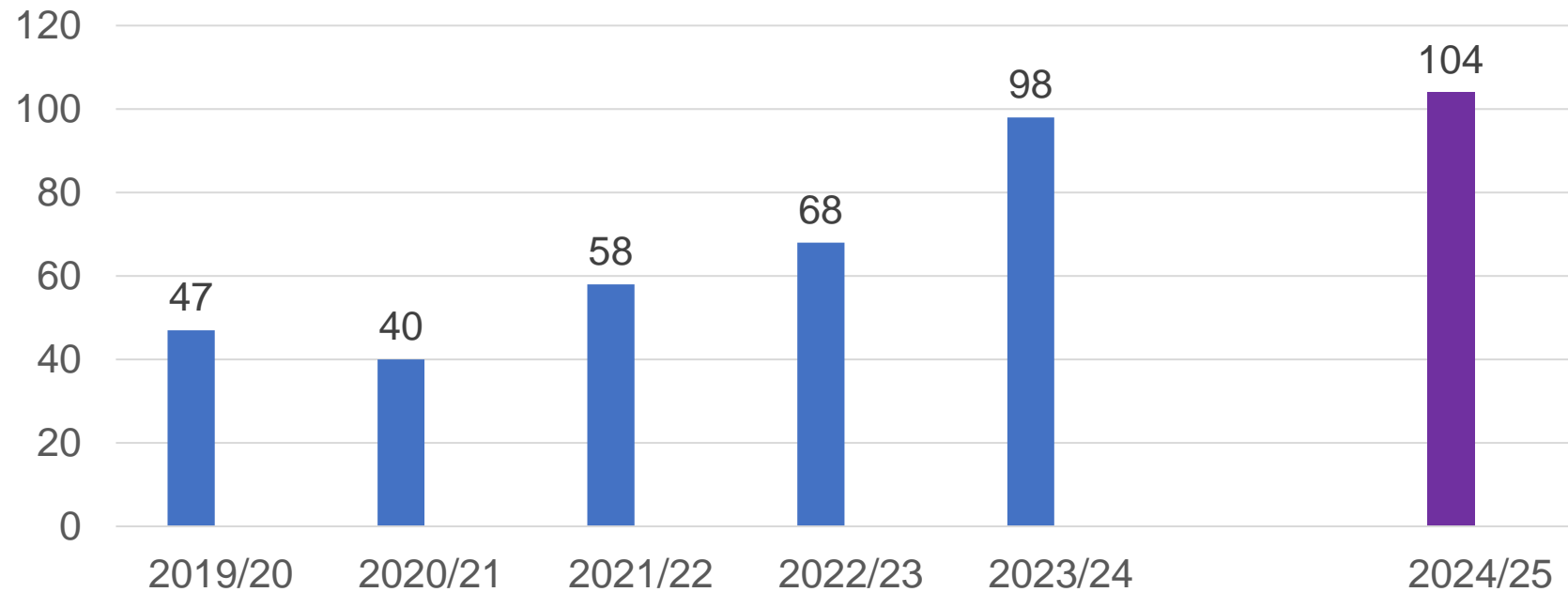
Caveats for Table 1.1

All statistics are provisional and should be treated as management information. All data have been extracted from Police Scotland internal systems and are correct as of 29th April 2024.

1. Online Hate Reports: Reports via the Police Scotland's digital sites e.g Website, Mobile Phone Site.
2. Police Incidents: Command and Control system generated incidents that have the Hate Crime and Public Order Act Tag added.
3. Hate Crime related Telephone Calls - Hate Crime reports via 101 / 999
4. Hate Crime related E-Mails - Hate Crime reports via the Contact Us Email system.
5. Numbers of reports may change due to ongoing quality assurance.

5. Recorded Non-Crime Hate Incidents (1st April – 28th April)

Table 2.1: Non-Crime Hate Incidents



Information presented in Table 2.1 above (1st April - 28th April) 2019/20 - 47 Non-Crime Hate Incidents; 2020/21 - 40 Non-Crime Hate Incidents; 2021/22 - 58 Non-Crime Hate Incidents; 2022/23 - 68 Non-Crime Hate Incidents; 2023/24 - 98 Non-Crime Hate Incidents; 2024/25 - 104 Non-Crime Hate Incidents.

6. Recorded Non-Crime Hate Incidents (1st April – 28th April)

Table 2.2: Recorded Non-Crime Hate Incidents (Year to Date comparison weeks)

Period	2019/20	2020/21	2021/22	2022/23	2023/24	2024/25
Week 4 - 22nd April - 28th April	10	13	15	20	21	26
Week 3 - 15th April - 21st April	11	14	20	19	26	26
Week 2 - 8th April - 14th April	13	6	12	10	33	23
Week 1 - 1st April - 7th April	13	7	11	19	18	29
Total	47	40	58	68	98	104

Information presented in Table 2.2 above:

(1st April - 7th April) 2019/20 - 13 Non-Crime Hate Incidents; 2020/21 - 7 Non-Crime Hate Incidents; 2021/22 - 11 Non-Crime Hate Incidents; 2022/23 - 19 Non-Crime Hate Incidents; 2023/24 - 18 Non-Crime Hate Incidents; 2024/25 - 29 Non-Crime Hate Incidents.

(8th April - 14th April) 2019/20 - 13 Non-Crime Hate Incidents; 2020/21 - 6 Non-Crime Hate Incidents; 2021/22 - 12 Non-Crime Hate Incidents; 2022/23 - 10 Non-Crime Hate Incidents; 2023/24 - 33 Non-Crime Hate Incidents; 2024/25 - 23 Non-Crime Hate Incidents.

(15th April - 21st April) 2019/20 - 11 Non-Crime Hate Incidents; 2020/21 - 14 Non-Crime Hate Incidents; 2021/22 - 20 Non-Crime Hate Incidents; 2022/23 - 19 Non-Crime Hate Incidents; 2023/24 - 26 Non-Crime Hate Incidents; 2024/25 - 26 Non-Crime Hate Incidents.

(22nd April - 28th April) 2019/20 - 10 Non-Crime Hate Incidents; 2020/21 - 13 Non-Crime Hate Incidents; 2021/22 - 15 Non-Crime Hate Incidents; 2022/23 - 20 Non-Crime Hate Incidents; 2023/24 - 21 Non-Crime Hate Incidents; 2024/25 - 26 Non-Crime Hate Incidents.

7. Recorded Non-Crime Hate Incidents (22nd April – 28th April)

Table 2.3: Recorded Non-Crime Hate Incidents

Period	2019/20	2020/21	2021/22	2022/23	2023/24	2024/25
22nd April	2	2	2	4	2	6
23rd April	1	3	4	1	1	3
24th April	0	1	0	2	2	3
25th April	2	2	0	1	3	6
26th April	3	0	3	5	9	3
27th April	0	1	5	5	2	4
28th April	2	4	1	2	2	1
Total	10	13	15	20	21	26

8. Recorded Non-Crime Hate Incidents (22nd April – 28th April)

Table 2.3: Description of data

Information presented in Table 2.3, Non-Crime Hate Incidents on each date:

- 22nd April: 2019/20 – 2; 2020/21 – 2; 2021/22 – 2; 2022/23 – 4; 2023/24 – 2; 2024/25 – 6
- 23rd April: 2019/20 – 1; 2020/21 – 3; 2021/22 – 4; 2022/23 – 1; 2023/24 – 1; 2024/25 – 3;
- 24th April: 2019/20 – 0; 2020/21 – 1; 2021/22 - 0; 2022/23 – 2; 2023/24 – 2; 2024/25 - 3
- 25th April: 2019/20 - 2; 2020/21 - 2; 2021/22 - 0; 2022/23 – 1; 2023/24 – 3; 2024/25 - 6
- 26th April: 2019/20 – 3; 2020/21 – 0; 2021/22 – 3; 2022/23 – 5; 2023/24 – 9; 2024/25 - 3;
- 27th April: 2019/20 – 0; 2020/21 - 1; 2021/22 - 5; 2022/23 - 5; 2023/24 – 2; 2024/25 – 4;
- 28th April: 2019/20 – 2; 2020/21 – 4; 2021/22 – 1; 2022/23 – 2; 2023/24 – 2; 2024/25 - 1

9. Recorded Non-Crime Hate Incidents (1st April – 28th April)

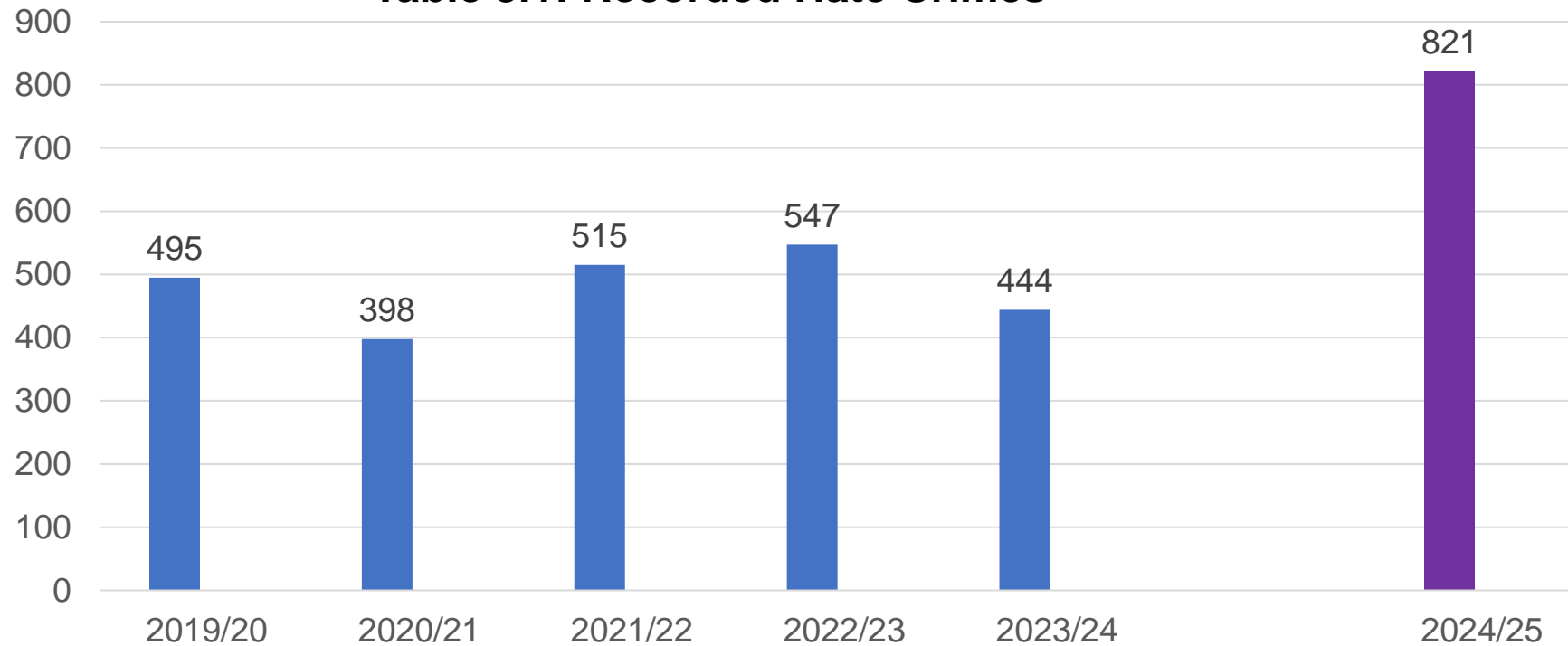
Caveats for Tables 2.1, 2.2 and 2.3

All statistics are provisional and should be treated as management information. All data have been extracted from Police Scotland internal systems and are correct as of 29th April 2024.

1. All records relating to Non-Crime Hate Incidents have been extracted from the Interim Vulnerable Persons Database (iVPD).
2. Non-Crime Hate Incidents are extracted from iVPD where 'Crime Occurred' equals 'No'.
3. Please note, the data is extracted using the 'incident created' date.

10. Recorded Hate Crimes (1st April – 28th April)

Table 3.1: Recorded Hate Crimes



Information presented in Table 3.1 above (1st April - 28th April) 2019/20 - 495 recorded hate crimes; 2020/21 - 398 recorded hate crimes; 2021/22 - 515 recorded hate crimes; 2022/23 - 547 recorded hate crimes; 2023/24 - 444 recorded hate crimes; 2024/25 - 821 recorded hate crimes.

11. Recorded Hate Crimes (1st April – 28th April)

Table 3.2: Recorded Hate Crime by Date (year to Date Comparison weeks)

Period	2019/20	2020/21	2021/22	2022/23	2023/24	2024/25
Week 4 - 22nd April - 28th April	130	118	139	139	105	217
Week 3 - 15th April - 21st April	128	103	129	146	128	180
Week 2 - 8th April - 14th April	130	80	108	137	112	196
Week 1 - 1st April - 7th April	107	97	139	125	99	228
Total	495	398	515	547	444	821

Information presented in Table 3.2 above:

(1st April - 7th April) 2019/20 - 107 recorded hate crimes; 2020/21 - 97 recorded hate crimes; 2021/22 - 139 recorded hate crimes; 2022/23 - 125 recorded hate crimes; 2023/24 - 99 recorded hate crimes; 2024/25 - 228 recorded hate crimes.

(8th April - 14th April) 2019/20 - 130 recorded hate crimes; 2020/21 - 80 recorded hate crimes; 2021/22 - 108 recorded hate crimes; 2022/23 - 137 recorded hate crimes; 2023/24 - 112 recorded hate crimes; 2024/25 - 196 recorded hate crimes.

(15th April - 21st April) 2019/20 - 128 recorded hate crimes; 2020/21 - 103 recorded hate crimes; 2021/22 - 129 recorded hate crimes; 2022/23 - 146 recorded hate crimes; 2023/24 - 128 recorded hate crimes; 2024/25 - 180 recorded hate crimes.

(22nd April - 28th April) 2019/20 - 130 recorded hate crimes; 2020/21 - 118 recorded hate crimes; 2021/22 - 139 recorded hate crimes; 2022/23 - 139 recorded hate crimes; 2023/24 - 105 recorded hate crimes; 2024/25 - 217 recorded hate crimes.

12. Recorded Hate Crimes (1st April – 28th April)

Table 3.3: Recorded Hate Crime (North Command)

Division	Area Command	2024/25
North East	Aberdeen North - AK	17
	Aberdeen South - AU	13
	Aberdeenshire North - AP	11
	Aberdeenshire South - AV	2
	Moray - AE	6
Tayside	Dundee City - DC	29
	Perth & Kinross - DP	16
	Angus - DE	11
Highland and Islands	North Highlands - NE	11
	Inverness - NA	15
	South Highlands - NB	3
	Western Isles - ND	3
	Orkney - NK	1
	Shetland - NL	1
Total		139

13. Recorded Hate Crimes (1st April – 28th April)

Table 3.3: Description of data

Information presented in Table 3.3. Recorded Hate Crimes 1st April 2024 – 28th April 2024:

Aberdeen North – AK - 17
Aberdeen South – AU - 13
Aberdeenshire North – AP - 11
Aberdeenshire South – AV - 2
Moray – AE - 6
Dundee City - DC - 29
Perth & Kinross – DP - 16
Angus – DE - 11
North Highlands – NE - 11
Inverness – NA - 15
South Highlands – NB - 3
Western Isles – ND - 3
Orkney – NK - 1
Shetland – NL - 1

14. Recorded Hate Crimes (1st April – 28th April)

Table 3.4: Recorded Hate Crime (East Command)

Division	Area Command	2024/25
Forth Valley	Stirling - CS	13
	Clackmannanshire - CA	10
	Falkirk - CF	24
Edinburgh	Edinburgh South East - EC	87
	Edinburgh North West - EN	25
	Edinburgh South West - ES	15
	Edinburgh North East - ED	24
Lothian and Borders	East Lothian - JE	8
	Midlothian - JL	9
	Scottish Borders - JB	4
	West Lothian - JG	33
Fife	Central Fife - PA	16
	East Fife - PB	11
	West Fife - PD	9
	Levenmouth - PL	9
	Cowdenbeath - PJ	10
	Glenrothes - PG	6
Total		313

15. Recorded Hate Crimes (1st April – 28th April)

Table 3.4: Description of data

Information presented in Table 3.4. Recorded Hate Crimes 1st April 2024 – 28th April 2024:

Stirling – CS - 13
Clackmannanshire – CA - 10
Falkirk – CF - 24
Edinburgh South-East – EC - 87
Edinburgh North-West – EN - 25
Edinburgh South-West – ES - 15
Edinburgh North-East - ED - 24
East Lothian - JE - 8
Midlothian – JL - 9
Scottish Borders – JB - 4
West Lothian - JG - 33
Central Fife – PA - 16
East Fife – PB - 11
West Fife – PD - 9
Levenmouth - PL - 9
Cowdenbeath – PJ - 10
Glenrothes – PG - 6

16. Recorded Hate Crimes (1st April – 28th April)

Table 3.5: Recorded Hate Crime (West Command)

Division	Area Command	2024/25
Greater Glasgow	Glasgow City Centre - GP	44
	Glasgow East - GK	42
	Glasgow North West - GU	20
	Glasgow North - GF	9
	Glasgow South West - GA	26
	East Dunbartonshire - GJ	4
	Glasgow South East - GD	23
	East Renfrewshire - GC	3
	Ayrshire	East Ayrshire - UC
North Ayrshire - UA		13
South Ayrshire - UD		12
Lanarkshire	Monklands and Cumbernauld - QG	19
	Wishaw Motherwell and Bellshill - QE	18
	East Kilbride Cambuslang and Rutherglen - QA	22
	Hamilton and Clydesdale - QB	16
Argyll and West Dunbartonshire	Cowal, Bute & Helensburgh - LD	6
	Oban, Mid Argyll, Kintyre and the Islands - LB	6
	West Dunbartonshire - LA	17
Renfrewshire and Inverclyde	Inverclyde - KC	10
	Paisley - KA	18
	Renfrew - KB	8
Dumfries and Galloway	Dumfriesshire - VA	15
	Galloway - VG	3
Total		369

17. Recorded Hate Crimes (1st April – 28th April)

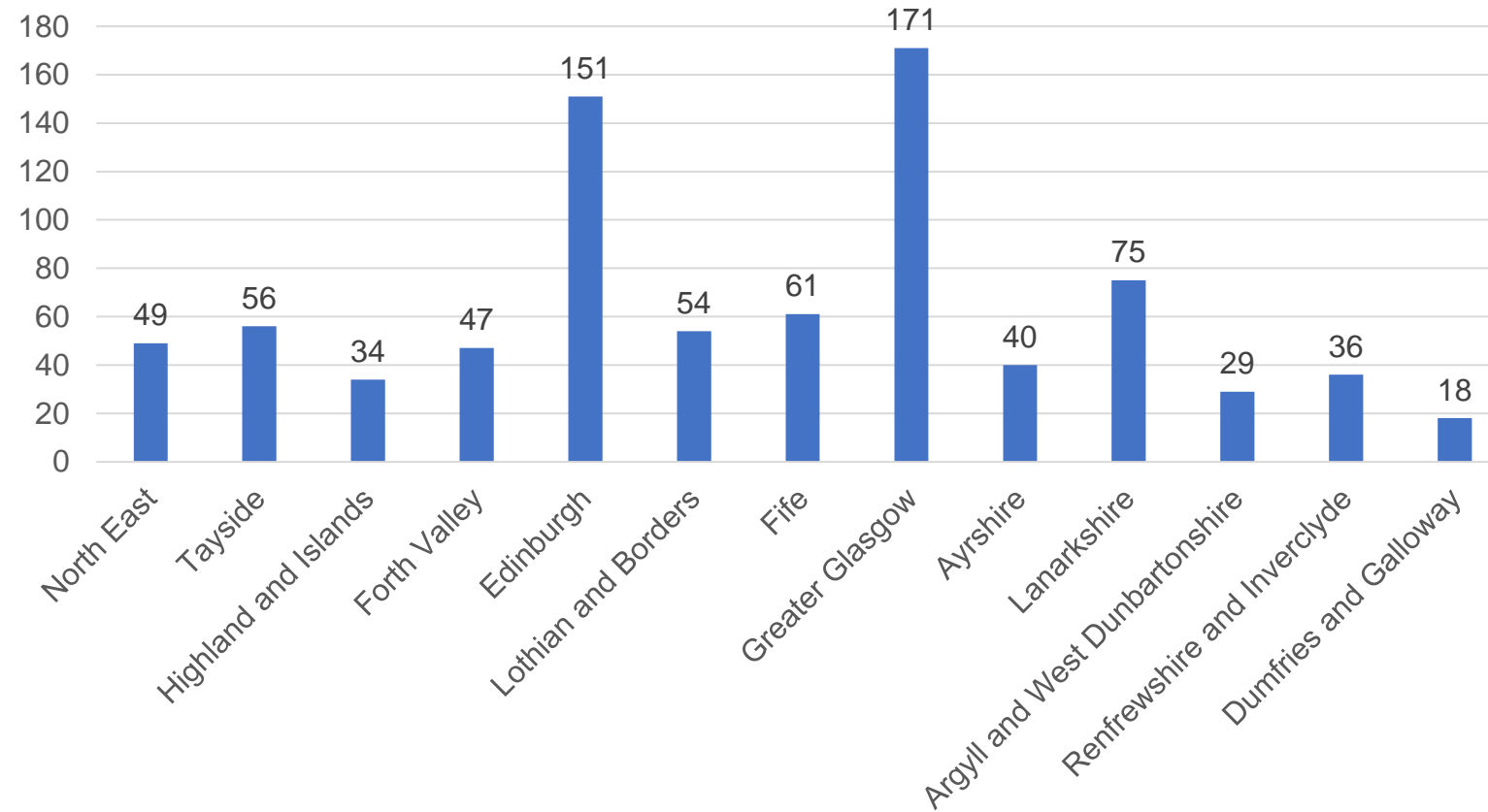
Table 3.5: Description of data

Information presented in Table 3.5. Recorded Hate Crimes 1st April 2024 – 28th April 2024:

Glasgow City Centre – GP- 44; Glasgow East – GK – 42; Glasgow North West – GU - 20;
Glasgow North – GF - 9; Glasgow South West – GA - 26; East Dunbartonshire – GJ - 4; Glasgow South East – GD - 23; East Renfrewshire – GC - 3; East Ayrshire – UC - 15; North Ayrshire – UA - 13;
South Ayrshire – UD - 12; Monklands and Cumbernauld – QG - 19;
Wishaw Motherwell and Bellshill – QE - 18; East Kilbride Cambuslang and Rutherglen – QA - 22;
Hamilton and Clydesdale – QB - 16; Cowal, Bute & Helensburgh – LD - 6;
Oban, Mid Argyll, Kintyre and the Islands – LB - 6; West Dunbartonshire – LA - 17;
Inverclyde – KC - 10; Paisley – KA - 18; Renfrew - KB 8; Dumfriesshire – VA - 15
Galloway – VG - 3

18. Recorded Hate Crimes (1st April – 28th April)

Table 3.6: Recorded Hate Crime (Police Divisions)



19. Recorded Hate Crimes (1st April – 28th April)

Table 3.6: Description of data

Information presented in Table 3.6. Recorded Hate Crimes 1st April 2024 – 28th April 2024:

North East - 49

Tayside - 56

Highland and Islands - 34

Forth Valley - 47

Edinburgh - 151

Lothian and Borders - 54

Fife - 61

Greater Glasgow - 171

Ayrshire - 40

Lanarkshire - 75

Argyll and West Dunbartonshire - 29

Renfrewshire and Inverclyde - 36

Dumfries and Galloway - 18

20. Recorded Hate Crimes (22nd April – 28th April)

Table 3.7: Recorded Hate Crime by Date

Period	2019/20	2020/21	2021/22	2022/23	2023/24	2024/25
22nd April	24	18	20	17	17	32
23rd April	16	14	19	16	16	35
24th April	20	17	20	18	16	27
25th April	18	12	21	23	13	39
26th April	16	25	16	24	12	21
27th April	18	15	31	19	21	24
28th April	18	17	12	22	10	39
Total	130	118	139	139	105	217

Information presented in Table 3.7 above: Recorded hate crimes on each date - 22nd April 2019/20 – 24; 2020/21 – 18; 2021/22 – 20; 2022/23 – 17; 2023/24 – 17; 2024/25 – 32;

- 23rd April 2019/20 -16; 2020/21- 14; 2021/22 -19; 2022/23 – 16; 2023/24 -16; 2024/25 - 35
- 24th April 2019/20 - 20; 2020/21 – 17; 2021/22 – 20; 2022/23 -18 2023/24 -16; 2024/25 - 27
- 25th April 2019/20 - 18; 2020/21 – 12; 2021/22 – 21; 2022/23 – 23; 2023/24 – 13; 2024/25 - 39
- 26th April 2019/20 – 16; 2020/21 – 25; 2021/22 – 16; 2022/23 – 24; 2023/24 – 12; 2024/25 - 21
- 27th April 2019/20 – 18; 2020/21 – 15; 2021/22 – 31; 2022/23 – 19; 2023/24 – 21; 2024/25 - 24
- 28th April 2019/20 – 18; 2020/21 – 17; 2021/22 – 12; 2022/23 – 22; 2023/24 – 10; 2024/25 - 39

Caveats for Tables 3.1 - 3.7

All statistics are provisional and should be treated as management information. All data have been extracted from Police Scotland internal systems and are correct as of 29th April 2024.

1. The data prior to the 1st April 2024 has been extracted from the Interim Vulnerable Persons Database (iVPD) using the 'incident created' date.
2. The data from the 1st April 2024 has been extracted from the National Crime Unifi database using the 'date raised'.
3. Please note, the data from iVPD has been extracted based on crimes/offences which include at least one of the hate aggravators.
4. Please note, the data from National Unifi Crime has been extracted based on crimes/offences which include at least one of the hate aggravators and/or are one of the following offences:
 - Racially aggravated harassment
 - Racially aggravated conduct
 - Stirring up hatred: Racial
 - Stirring up hatred: Other Group
 - Race Relations Legislation (Public Order Act)

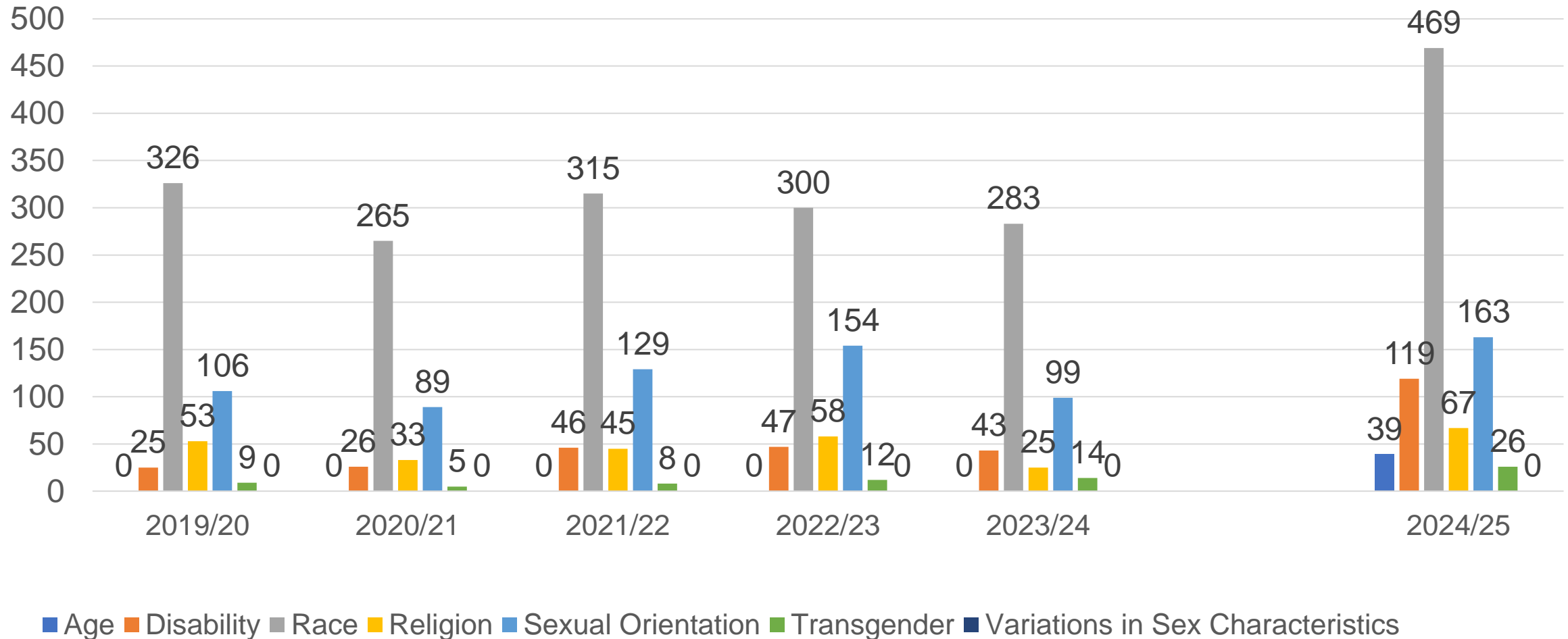
22. Recorded Hate Crimes (1st April – 28th April)

Caveats for Tables 3.1 – 3.7

5. Please note, Tables 3.1 – 3.7 display a count of unique hate crimes, and not a count of aggravators. Multiple aggravators can be added to the one hate crime.
6. Please note, due to the different sources of data being used, and the different methodology/counting rules, comparison of recorded hate crimes from the 1st April 2024 with recorded hate crimes prior to the 1st April 2024 would not be advised. Any comparison of the two datasets should be carried out with caution.
7. Please note, of the 821 hate crimes, 4 recorded hate crime relates to ‘Stirring up hatred: Racial’; and 6 recorded hate crimes relate to ‘Stirring up hatred: Other Group’.

23. Recorded Hate Crime Aggravators (1st April – 28th April)

Table 4.1: Recorded Hate Crime Aggravators



24. Recorded Hate Crime Aggravators (1st April – 28th April)

Table 4.2: Recorded Hate Crime Aggravators

Aggravator	2019/20	2020/21	2021/22	2022/23	2023/24	2024/25
Age	-	-	-	-	-	39
Disability	25	26	46	47	43	119
Race	326	265	315	300	283	469
Religion	53	33	45	58	25	67
Sexual Orientation	106	89	129	154	99	163
Transgender	9	5	8	12	14	26
Variations in Sex Characteristics	-	-	-	-	-	0
Total	519	418	543	571	464	883

Tables 4.1 and 4.2: Description of data within graph and table

Information presented in Table 4.1 and Table 4.2 (1st April - 28th April):
Hate Aggravators (Financial Year to date) –

Age: 2019/20 -; 2020/21 -; 2021/22 -; 2022/23 -; 2023/24 -; 2024/25 - 39

Disability: 2019/20 – 25; 2020/21 – 26; 2021/22 – 46; 2022/23 – 47; 2023/24 – 43; 2024/25 - 119

Race: 2019/20 – 326; 2020/21 – 265; 2021/22 – 315; 2022/23 – 300; 2023/24 – 283; 2024/25 - 469

Religion: 2019/20 – 53; 2020/21 – 33; 2021/22 – 45; 2022/23 – 58; 2023/24 – 25; 2024/25 – 67;

Sexual Orientation: 2019/20 – 106; 2020/21 – 89; 2021/22 -129; 2022/23 – 154; 2023/24 – 99;
2024/25 – 163;

Transgender: 2019/20 – 9; 2020/21 - 5; 2021/22 – 8; 2022/23 – 12; 2023/24 -14; 2024/25 - 26

Variations in Sex Characteristics: 2019/20 -; 2020/21 -; 2021/22 -; 2022/23 -; 2023/24 -; 2024/25 - 0

26. Recorded Hate Crime Aggravators (1st April – 28th April)

Caveats for Tables 4.1 and 4.2

All statistics are provisional and should be treated as management information. All data have been extracted from Police Scotland internal systems and are correct as of 29th April 2024.

1. The data prior to the 1st April 2024 has been extracted from the iVPD database using the ‘incident created’ date..
2. The data from the 1st April 2024 has been extracted from the National Crime Unifi database using the ‘date raised’.
3. Please note, the data from iVPD has been extracted based on crimes/offences which include at least one of the hate aggravators.
4. Please note, the data from National Unifi Crime has been extracted based on the hate crime aggravators. Not all recorded hate crimes include an aggravator within National Unifi Crime.
5. Please note, Tables 4.1 and 4.2 display a count of aggravators. Multiple aggravators can be added to the one hate crime.

27. Recorded Hate Crime Aggravators (1st April – 28th April)

Caveats for Tables 4.1 and 4.2

6. Please note, due to the different sources of data being used, and the different methodology/counting rules, comparison of recorded hate crimes from the 1st April 2024 with recorded hate crimes prior to the 1st April 2024 would not be advised. Any comparison of the two datasets should be carried out with caution.
7. Please note, the aggravators 'Age' and 'Variations in Sex Characteristics' were introduced on the 1st April 2024. These aggravators could not be selected from the iVPD database.