

# COVID-19 WEEKLY BULLETIN

## 19<sup>th</sup> – 25<sup>th</sup> August 2021

SERVING A  
CHANGING SCOTLAND



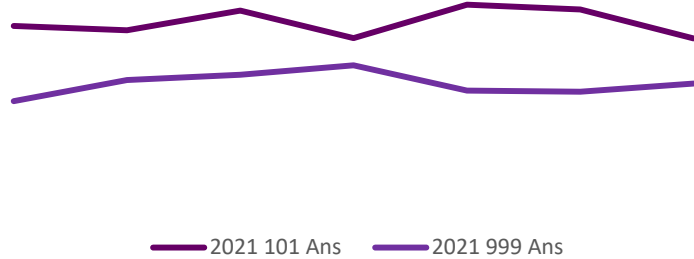
SCOTTISH POLICE  
**AUTHORITY**

No figures should be considered as Official Police Statistics. These may not yet have been verified or validated.

OFFICIAL

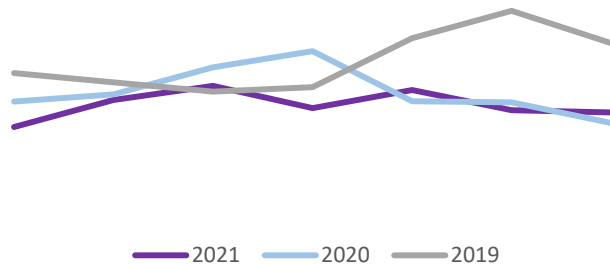
## Service Centre Demand

The volume of 101 calls answered is 16% lower when compared to the previous week. The volume of 999 calls answered is 12% higher this week when compared to last week.



## Incident Demand

Incident volume throughout the last week was 5% lower compared to the same time last year and 15% lower when compared to the same period in 2019.



## Gatherings in Private Dwellings

From 28/08/2020 – 9/08/2021

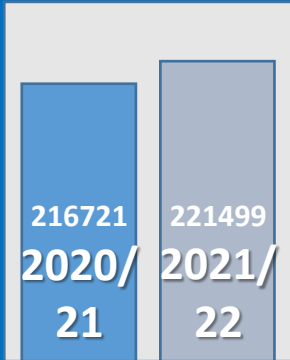
**14427** Attended reports of House Party

**8378** House Parties Dispersed

## Crime

Crime Volume (11 March – Present compared to Previous Year)

Crime has continued to trend at levels higher than the seasonal average, and total crime volume year to date is higher (2%) than last year.



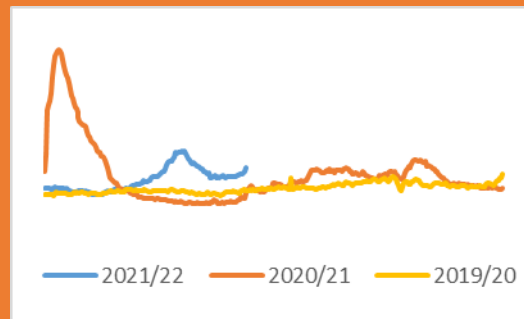
### Crime Group Breakdown Change from previous year

Group 1	Group 2	Group 3	Group 4	Group 5
8%	15%	1%	6%	-7%

## 23416 Offences under COVID Legislation

Recorded COVID Charges are pulled from Police Scotland CRIME systems rather than CVI. Enforcement activity includes Fixed Penalty Notices and offences recorded on Police Scotland's Crime Recording System

## Absence



Absences have increased throughout the week and continue to trend above the same periods in 2020 & 2019. Absences remain significantly below the peak in April 2020.

## Coronavirus Legislation

Co-operation with new Coronavirus Legislation

The below chart is indicative of the co-operation levels experienced by police over the last 7 days. The majority of interactions between police and the public continue to be resolved without enforcement.

No CVI entries this week

## Quarantine Referrals to 25<sup>th</sup> August

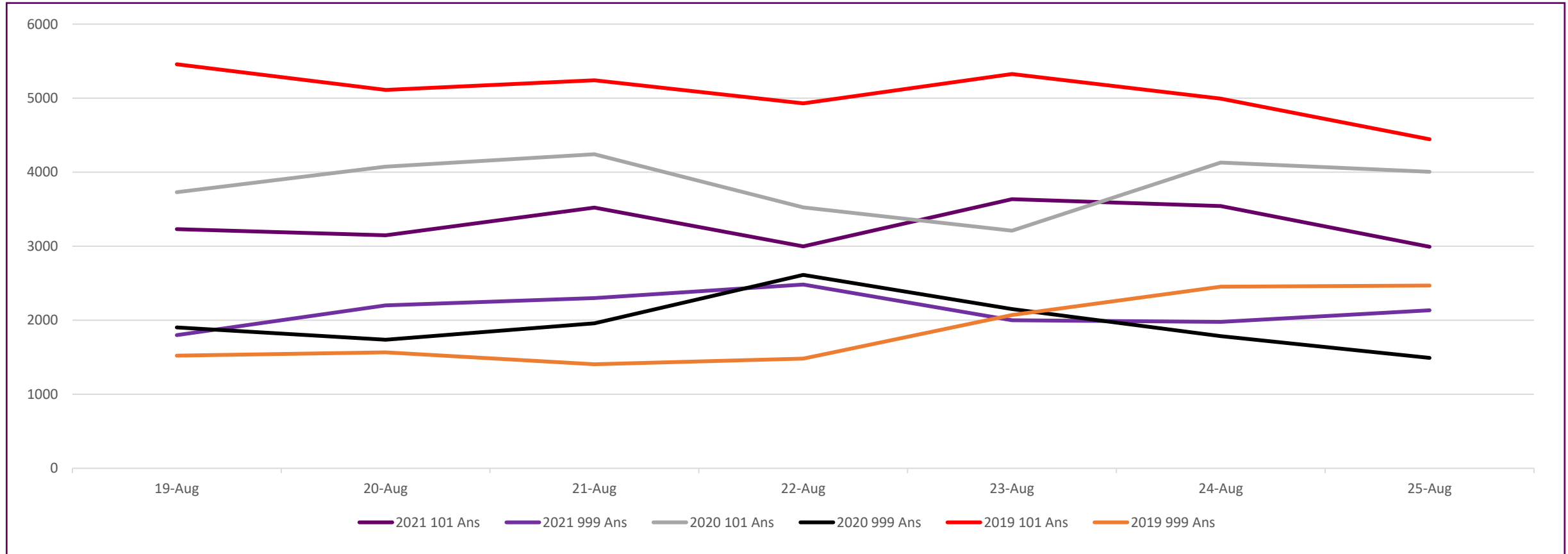
Public Health Scotland Travel Regs. Referrals	6664
Investigated by Resolution Team	1315
Investigated by Local Policing	1185
Investigations Ongoing	1
Weeded prior to investigation	4163

Quarantine offences resulting in FPN or SPR	24
---	----

Note: The referral figures are a count of reports submitted to Police Scotland. These will therefore vary from counts of the number of individuals. FPNs may be derived from PHS, Home Office Referrals or from operational incidents.



# Weekly Service Centre Demand (19<sup>th</sup> – 25<sup>th</sup> August 2021)

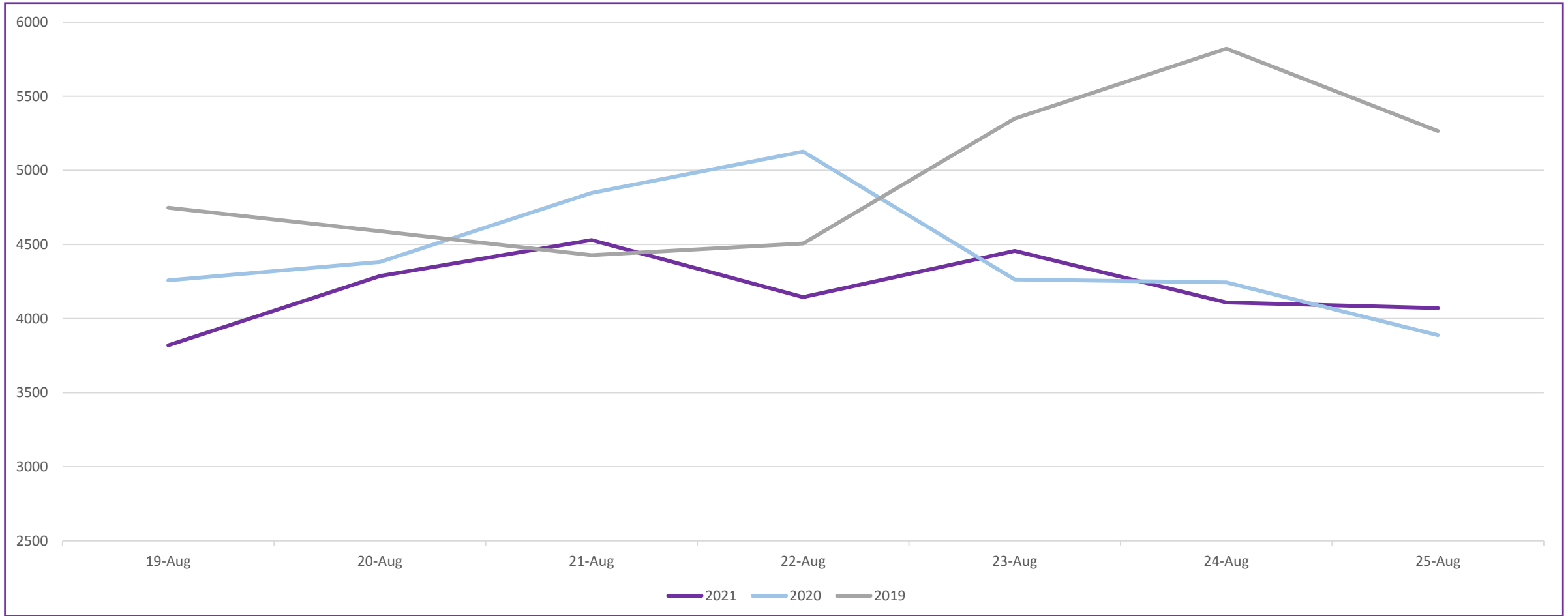


	19-Aug	20-Aug	21-Aug	22-Aug	23-Aug	24-Aug	25-Aug	Total
<b>2021 101 Ans</b>	3230	3147	3521	2998	3635	3542	2992	<b>23065</b>
<b>2021 999 Ans</b>	1799	2201	2300	2482	2000	1978	2134	<b>14894</b>
<b>2020 101 Ans</b>	3729	4074	4242	3524	3210	4130	4005	<b>26914</b>
<b>2020 999 Ans</b>	1903	1737	1959	2612	2151	1785	1491	<b>13638</b>
<b>2019 101 Ans</b>	5458	5111	5241	4929	5326	4993	4445	<b>35503</b>
<b>2019 999 Ans</b>	1522	1566	1406	1482	2070	2453	2469	<b>12968</b>

No figures should be considered as Official Police Statistics. These may not yet have been verified or validated.

OFFICIAL

# Weekly Incident Demand (19<sup>th</sup> – 25<sup>th</sup> August 2021)



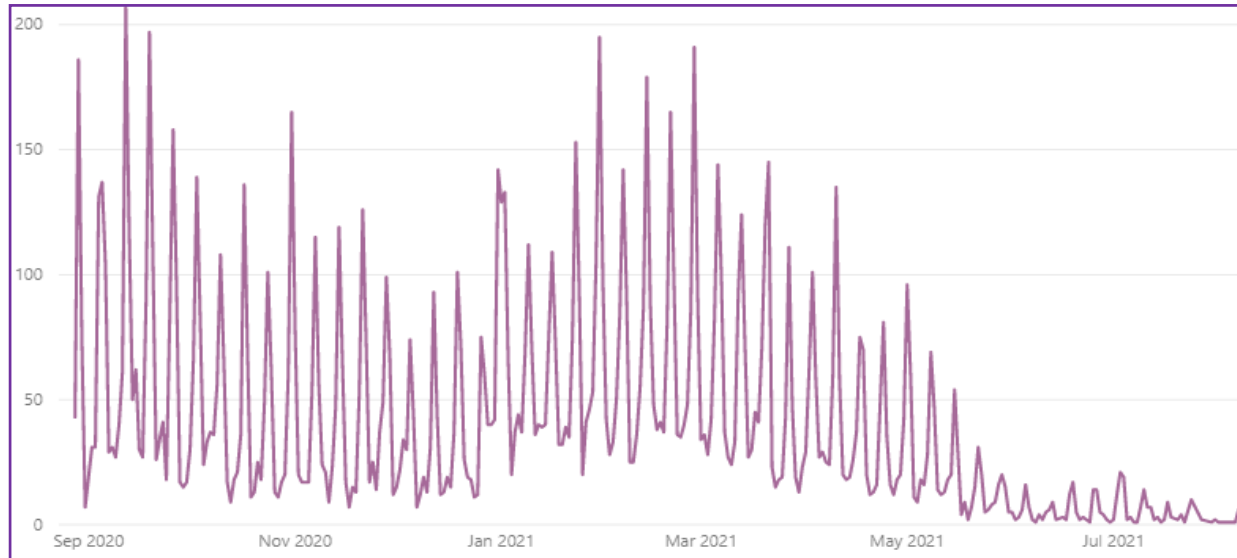
	19-Aug	20-Aug	21-Aug	22-Aug	23-Aug	24-Aug	25-Aug	Total
2021	3820	4287	4530	4145	4457	4109	4071	<b>29419</b>
2020	4258	4382	4848	5127	4264	4244	3888	<b>31011</b>
2019	4748	4590	4428	4507	5350	5821	5265	<b>34709</b>

No figures should be considered as Official Police Statistics. These may not yet have been verified or validated.

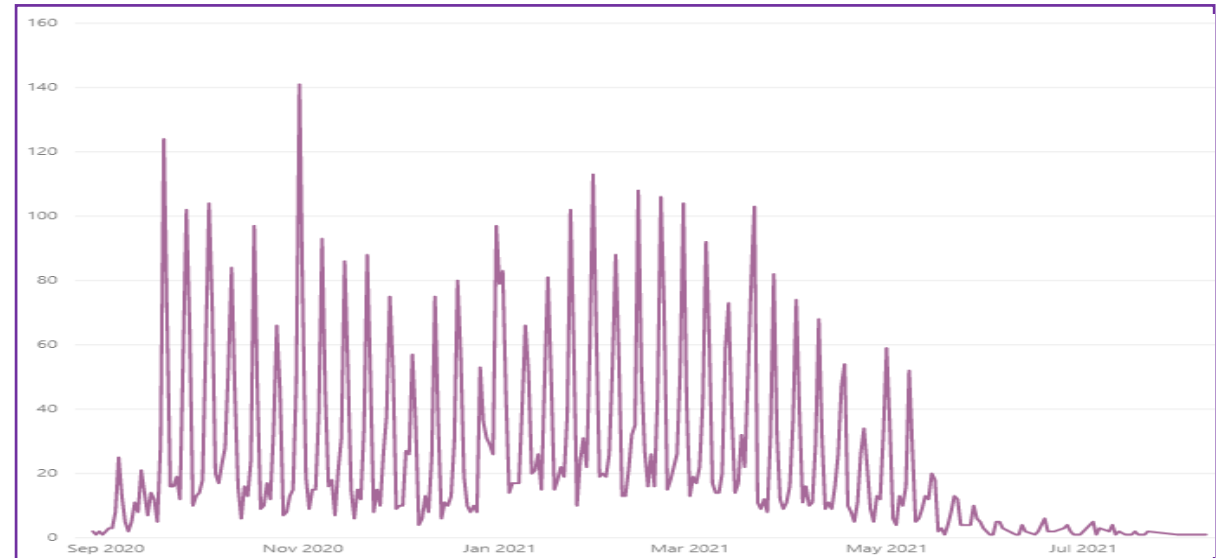
# Incident Demand – House Gatherings (28<sup>th</sup> August 2020 – 9<sup>th</sup> August 2021)

From Friday 28<sup>th</sup> August 2020, additional monitoring of ‘house gathering’ incidents has taken place. This will be reported weekly going forward.

**Attended ‘House Gathering’ Incidents**



**Attended ‘House Gathering’ Breaching Restrictions**



Totals	28 Aug 20 – 9 Aug 21
No. of House Gatherings Attended	14427
No. of House Gatherings Breaching Restrictions	8378
No. of FPNs issued	11450
No. of Arrests	527

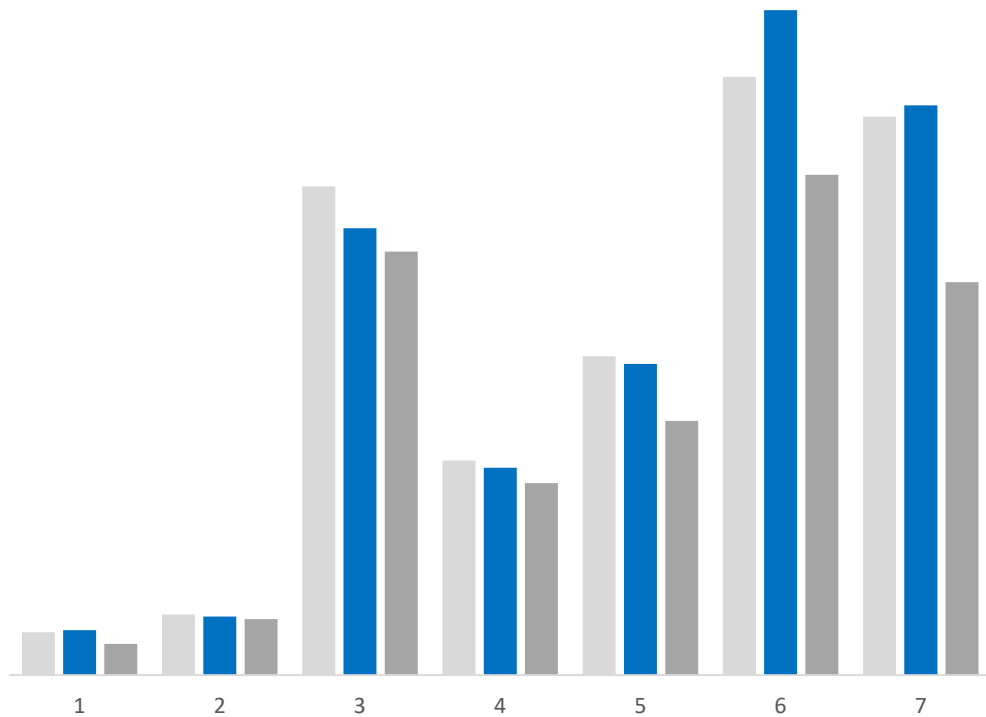
The figures contained within this slide originate from storm incident reviews and free-text local policing returns to provide the most comprehensive view of house gatherings possible.

Note: No figures should be considered as Official Police Statistics. These may not yet have been verified or validated.

# Weekly Crime Demand (16<sup>th</sup> – 22<sup>nd</sup> August 2021)

### Weekly Crime by Group

2019/20 2020/21 2021/22

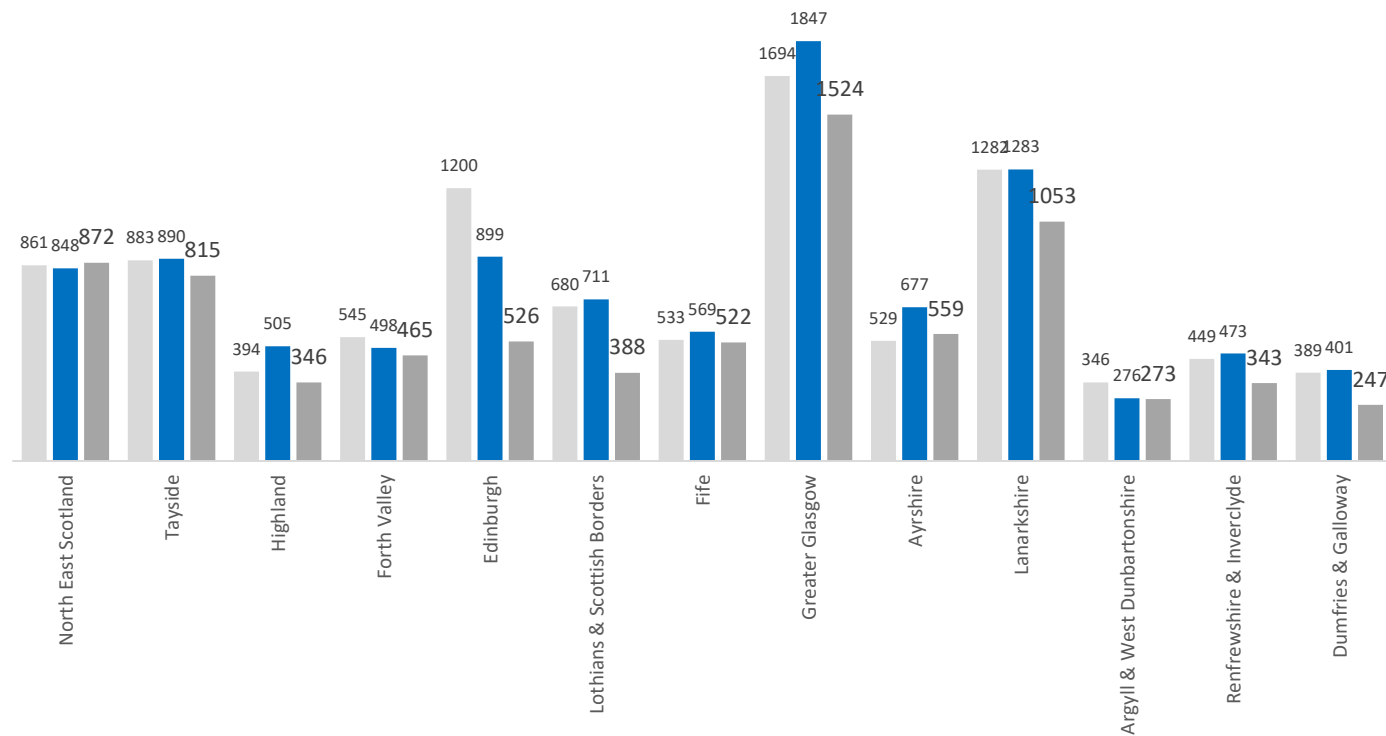


Crime Group	1	2	3	4	5	6	7	Total
2019/20	184	260	2095	920	1367	2565	2394	<b>9785</b>
2020/21	193	251	1916	889	1334	2851	2443	<b>9877</b>
2021/22	134	240	1816	823	1090	2145	1685	<b>7933</b>

More information regarding Crime Groups can be found [via this link](#)

### Weekly Crime by Division

2019/20 2020/21 2021/22



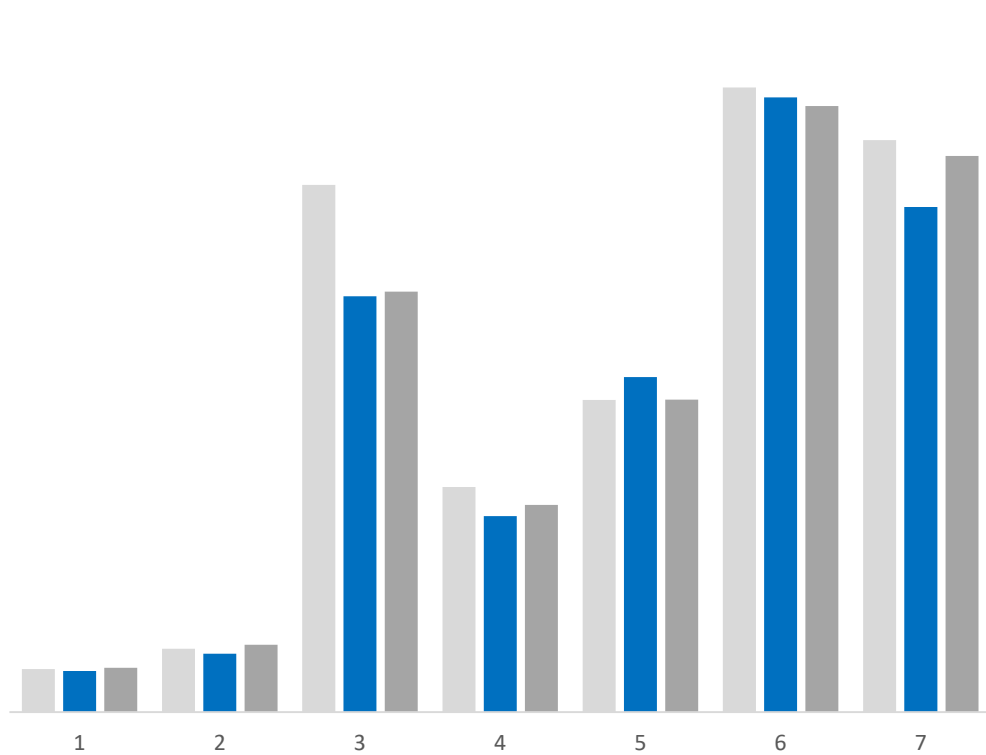
All Crime Groups show a decrease in volume when compared against the same period last year. All Crime Groups show a decrease in volume when compared to the same period 2019/20.

All divisions (with the exception of North East Scotland) have noted a decrease in crime volumes this week when compared to the same period last year. All divisions (with the exception of North East Scotland & Ayrshire) have seen a decrease in volume when compared to the same period 2019/20.

# Cumulative Crime Demand (11<sup>th</sup> March 2019 – 22<sup>nd</sup> August 2021)

### Total Crime by Group

2019/20 2020/21 2021/22

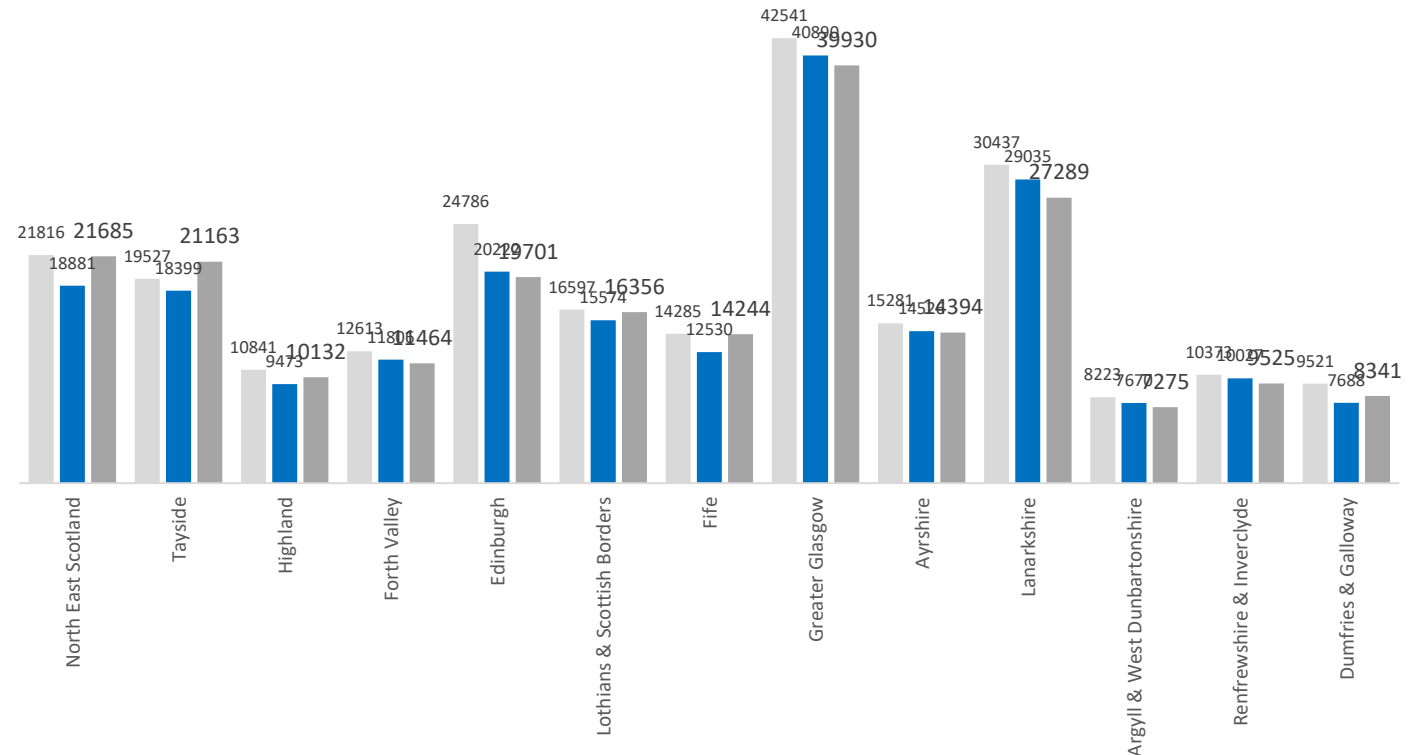


Crime Group	1	2	3	4	5	6	7	Total
2019/20	4310	6334	52736	22517	31225	62489	57230	<b>236841</b>
2020/21	4113	5844	41606	19601	33519	61502	50536	<b>216721</b>
2021/22	4433	6742	42060	20729	31260	60635	55640	<b>221499</b>

More information regarding Crime Groups can be found [via this link](#)

### Total Crime by Division

2019/20 2020/21 2021/22



All crime groups (with the exception of 5 & 6) show an increase in volume when compared to the same period last year. Crime groups 3, 4, 6 and 7 show a decrease in volume compared to 2019/20 whilst crime groups 1, 2 and 5 show an increase.

Forth Valley, Edinburgh, Greater Glasgow, Ayrshire, Lanarkshire, Argyll & West Dunbartonshire and Renfrewshire & Inverclyde have noted a cumulative decrease in crime volumes when compared to the same period last year, the remaining Divisions have noted an increase. All divisions (with the exception of Tayside) have seen a cumulative decrease in volume when compared to the same period 2019/20.

# Weekly Legislation Co-operation (19<sup>th</sup> August – 25<sup>th</sup> August 2021)

## Weekly Cooperation Levels

No CVI entries this week

## Interaction Totals (Preceding Week)

An 'interaction' is any instance where a Police Officer has reason to engage with a person who is not conforming with Legislation. Only when all efforts to encourage co-operation fail will Police Officers resort to enforcement.

## Weekly Intervention Locations

## Interaction Times (Preceding Week)

In response to the introduction of The Health Protection (Coronavirus) (Restrictions) (Scotland) Regulations 2020 and Coronavirus Act 2020, Police Scotland developed a 'Coronavirus Interventions' (CVI) recording system. This system allowed Police Scotland to begin gathering data in relation to the public co-operation levels with the new legislation. This system relies on Police Officers manually updating the system with the co-operation level when they encounter an individual in contravention of the new legislation. This slide includes all offence types

– Face-Coverings, Quarantine, Travel Restrictions and Gatherings.

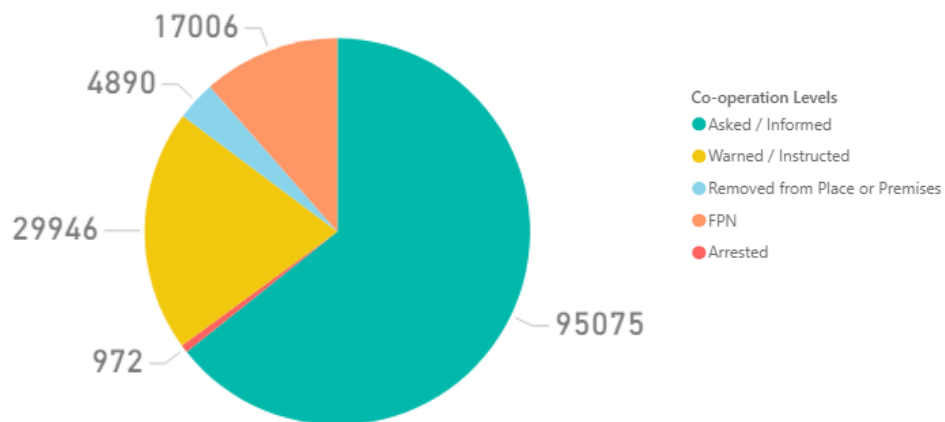
**Due to the manual input required to form this data set, the contents of this slide are indicative only. Actual figures will differ from those recorded on Crime Systems (please see slide 11), may be subject to change, and cannot be considered Official Police Statistics. They do provide an indication of the public co-operation levels across Scotland.**

No figures should be considered as Official Police Statistics. These may not yet have been verified or validated.



# Coronavirus Legislation Co-operation (27<sup>th</sup> March 2020 – 25<sup>th</sup> August 2021)

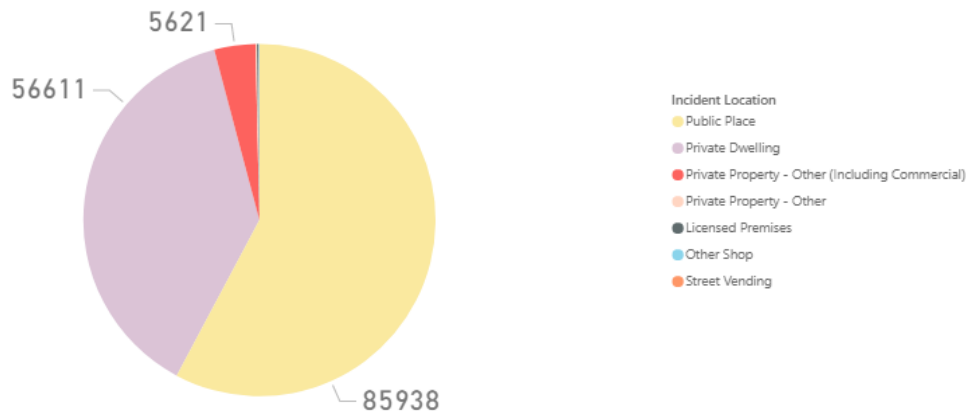
### All Time Cooperation Levels



### Interaction Totals (All Time)



### All Time Intervention Locations



### Interaction Times (All Time)



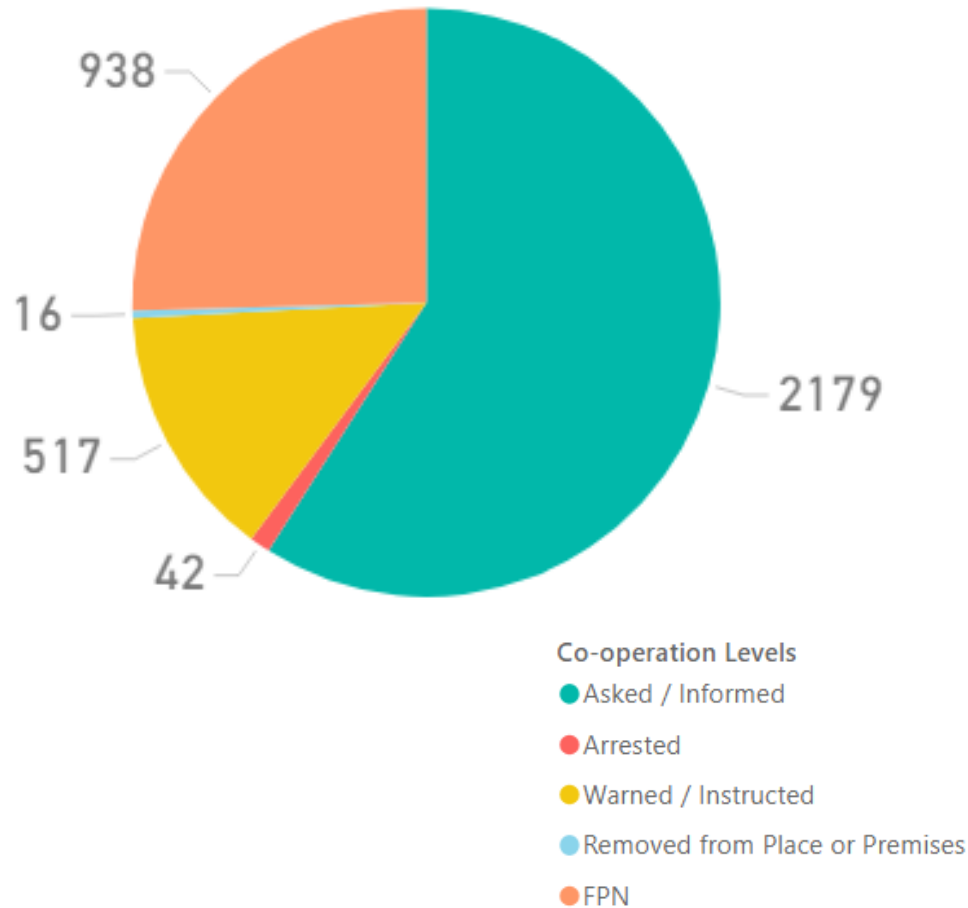
In response to the introduction of The Health Protection (Coronavirus) (Restrictions) (Scotland) Regulations 2020 and Coronavirus Act 2020, Police Scotland developed a 'Coronavirus Interventions' (CVI) recording system. This system allowed Police Scotland to begin gathering data in relation to the public co-operation levels with the new legislation. This system relies on Police Officers manually updating the system with the co-operation level when they encounter an individual in contravention of the new legislation. This slide includes all offence types – Face-Coverings, Quarantine, Travel Restrictions and Gatherings.

**Due to the manual input required to form this data set, the contents of this slide are indicative only. Actual figures will differ from those recorded on Crime Systems (please see slide 11), may be subject to change, and cannot be considered Official Police Statistics. They do provide an indication of the public co-operation levels across Scotland.**

No figures should be considered as Official Police Statistics. These may not yet have been verified or validated.

# Travel Regulation Co-operation (20<sup>th</sup> November 2020 – 25<sup>th</sup> August 2021)

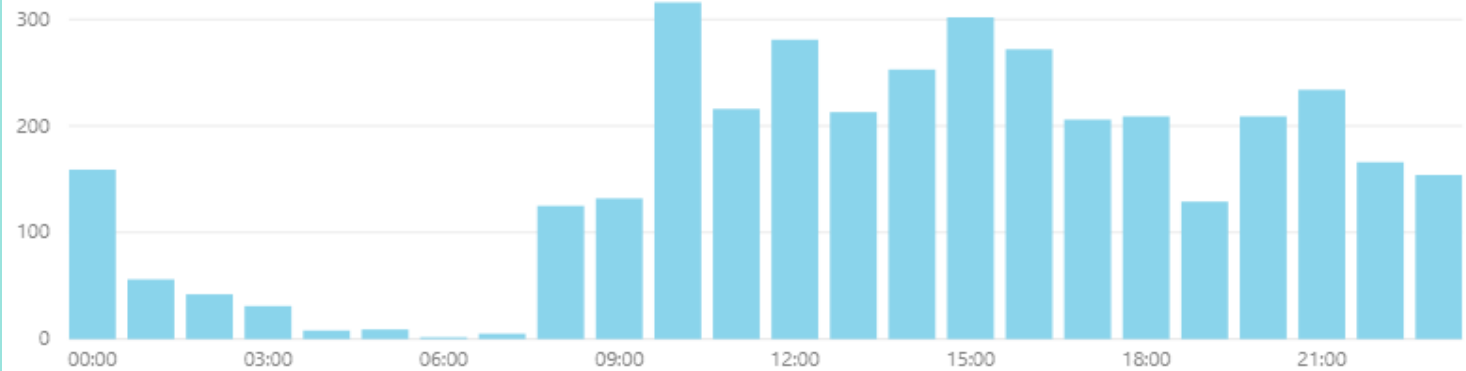
All Time Cooperation Levels



CVI Activity by Date



CVI Interaction Times



In order to report upon policing interventions in respect of the newly introduced Travel Regulations regarding travel to or from tiers 3 and 4, the CVI system has been updated. The above data is a sub-set of the wider CVI interventions reported on the previous slides and should not be considered as 'in addition to' the previous overall CVI activity slides.

In response to the introduction of The Health Protection (Coronavirus) (Restrictions) (Scotland) Regulations 2020 and Coronavirus Act 2020, Police Scotland developed a 'Coronavirus Interventions' (CVI) recording system. This system allowed Police Scotland to begin gathering data in relation to the public co-operation levels with the new legislation. This system relies on Police Officers manually updating the system with the co-operation level when they encounter an individual in contravention of the new legislation.

**Due to the manual input required to form this data set, the contents of this slide are indicative only. Actual figures will differ from those recorded on Crime Systems (please see slide 11), may be subject to change, and cannot be considered Official Police Statistics. They do provide an indication of the public co-operation levels across Scotland.**

# 'Enforcement' of Coronavirus specific legislation

The following is a summary of all 'enforcement' action in relation to both The Health Protection (Coronavirus) (Restrictions) (Scotland) Regulations 2020 and Coronavirus Act 2020. This includes all Fixed Penalty Notices issued and processed by Police Scotland. It also includes all occasions that a charge was libelled and recorded on Police Scotland's Crime Recording System against a person in relation to the aforementioned legislation. This is a true value of the volume of recorded 'enforcement' activity, but does not provide the granularity of the Coronavirus Intervention (CVI) recording system and does not capture the earlier phases of the '4 E's' approach. These values remain subject to change as offences are retrospectively added or amended and do not match the indicative 'enforcement' values from the CVI recording system.

## Volume of Covid-19 Charges from 19<sup>th</sup> – 25<sup>th</sup> August 2021

Charges over the last 7 days	0
Total Charges To Date	23416

# ABSENCE

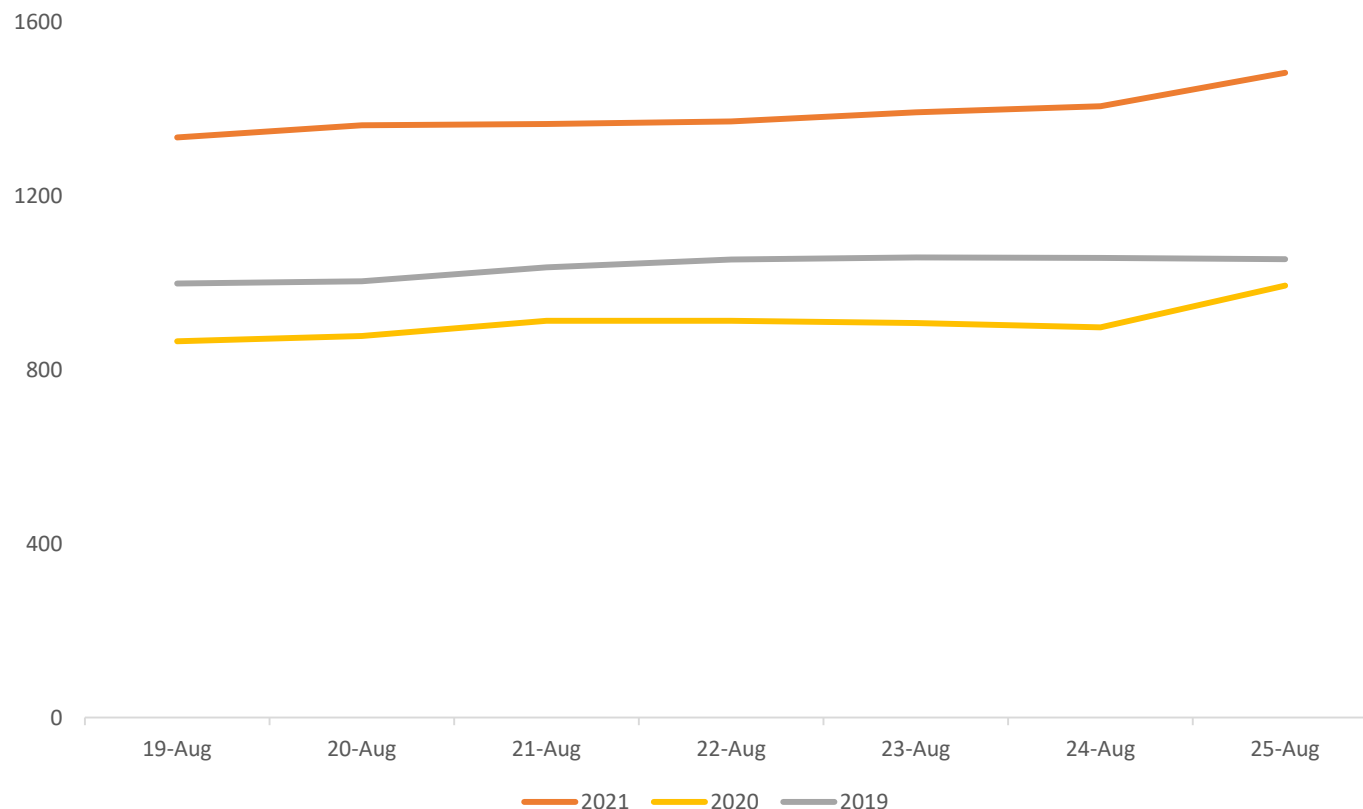
## Police Scotland Absences (19<sup>th</sup> August – 25<sup>th</sup> August 2021)

25 August 2021	No.	Change from same day previous week	Change from same day previous week (%)
COVID-19	400	+120	+43%
Total Absences	1484	+147	+11%

## Active Covid-19 Absence Reason

Precautionary Isolation	81
Symptoms	56
Tracing	74
Tracing – NHS Protect App	8
Acute COVID	126
Post COVID Syndrome	40
Ongoing Symptomatic	15

Weekly Absence Levels Line Graph – Comparison of this year to previous two years.

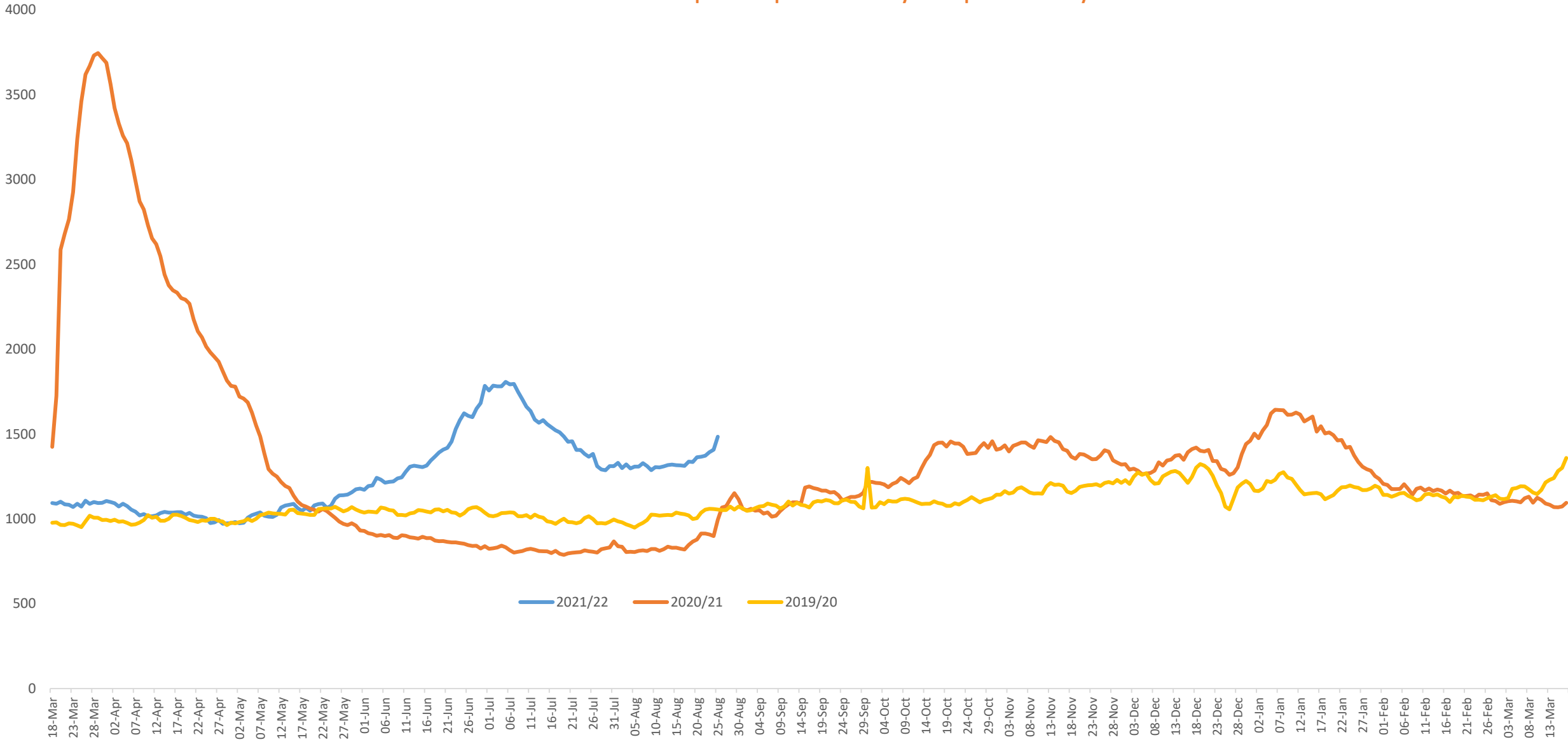


Absence levels have increased over the course of the week and continue to trend above the previous two years.

Date	19-Aug	20-Aug	21-Aug	22-Aug	23-Aug	24-Aug	25-Aug
2021	1335	1363	1366	1372	1393	1407	1484
2020	866	878	913	913	908	898	994
2019	999	1004	1036	1054	1059	1058	1055

# Total Absence (18<sup>th</sup> March 2020 – 25<sup>th</sup> August 2021)

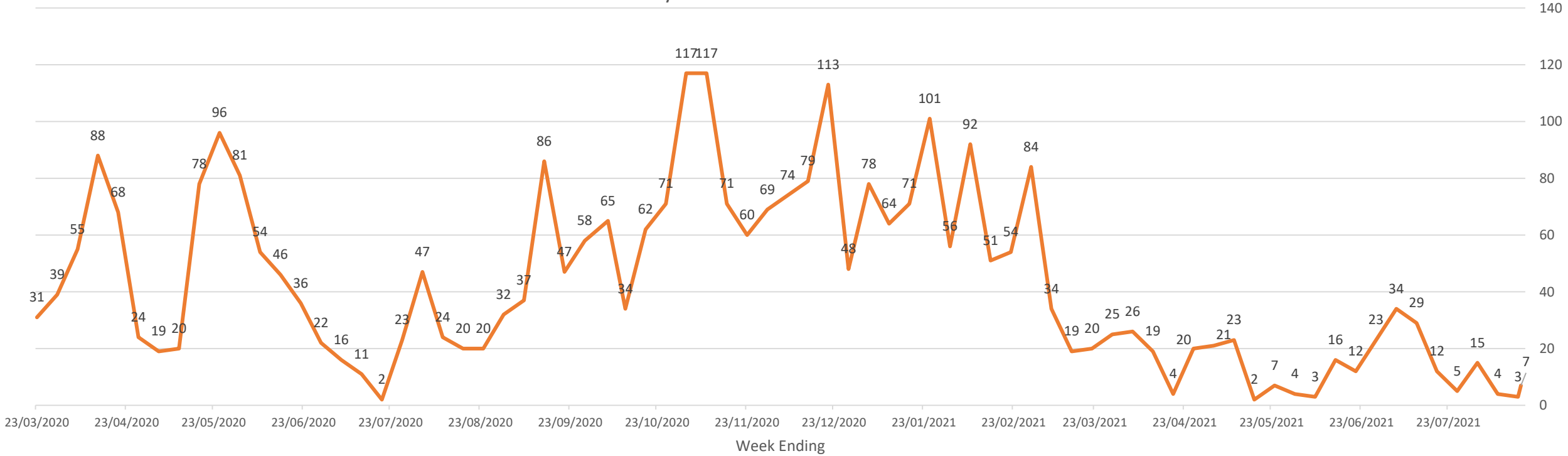
Total Absence Levels Line Graph – Comparison of this year to previous two years.





# Near Miss and Testing Data (w/e 23<sup>rd</sup> March 2020 – 23<sup>rd</sup> August 2021)

### Weekly 'Near Miss' Form Submission



'Near miss' forms in the context of the pandemic situation may be submitted for a variety of reasons. i.e. when officers are potentially exposed to: COVID-19 whilst not wearing PPE, where PPE malfunctions, or in any other instance an officer feels a risk to themselves in a specific occurrence relating to COVID-19.

This can occur due to the reactive nature of policing, as well as being influenced by training levels and supply of PPE. This number of 'Near Miss' weekly submissions is up from last week.

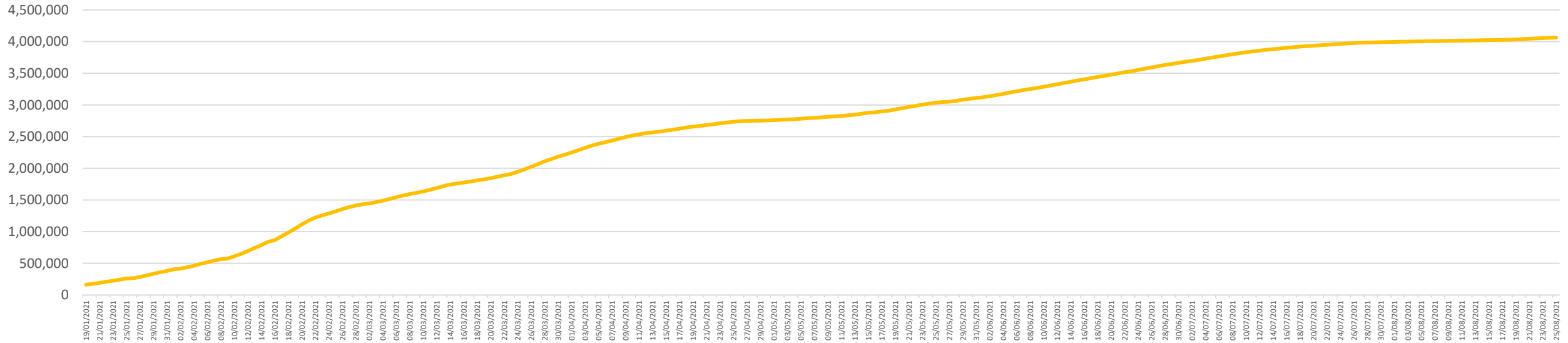
The amount of forms submitted continues to be attributable to the process for requesting an asymptomatic COVID-19 screening test due to an occupational risk, requiring the submission of a 'near miss' form. Many of the reports would not have been submitted without this requirement. The number of incidents where a lack of PPE is identified has not risen.

No figures should be considered as Official Police Statistics. These may not yet have been verified or validated.

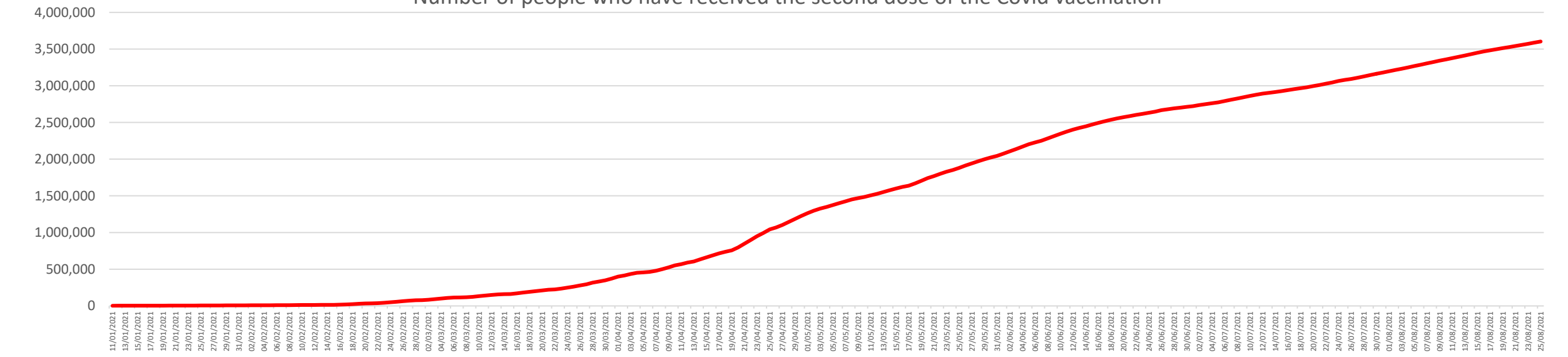
OFFICIAL

# Total Vaccinations Scotland (26<sup>th</sup> January 2021 – 25<sup>th</sup> August 2021)

## Number of people who have received the first dose of the Covid vaccination



## Number of people who have received the second dose of the Covid vaccination



# Cumulative Service Centre Demand (19<sup>th</sup> March 2020 – 31 Dec 2020)

Total	Total																March	19-Mar	20-Mar	21-Mar	22-Mar	23-Mar	24-Mar	25-Mar	26-Mar	27-Mar	28-Mar	29-Mar	30-Mar	31-Mar	
2020 101 Ans	1166182																2020 101 Ans	3029	3362	3484	2852	4196	4755	4499	4510	4784	4169	3115	4977	4866	
2020 999 Ans	482766																2020 999 Ans	1904	2038	1929	1558	1311	1447	1336	1299	1471	1391	1302	1314	1259	
April	01-Apr	02-Apr	03-Apr	04-Apr	05-Apr	06-Apr	07-Apr	08-Apr	09-Apr	10-Apr	11-Apr	12-Apr	13-Apr	14-Apr	15-Apr	16-Apr	17-Apr	18-Apr	19-Apr	20-Apr	21-Apr	22-Apr	23-Apr	24-Apr	25-Apr	26-Apr	27-Apr	28-Apr	29-Apr	30-Apr	
2020 101 Ans	4579	4550	4506	3753	3618	4935	4873	4663	4332	4954	4654	4394	4881	4846	4780	4861	4793	4874	4303	4856	4647	4728	4530	4910	5101	4311	4739	4647	4295	4494	
2020 999 Ans	1204	1145	1333	1440	1355	1272	1432	1312	1426	1545	1739	1386	1182	1232	1403	1238	1391	1406	1354	1248	1348	1408	1353	1752	1808	1231	1137	1090	1106	1082	
May	01-May	02-May	03-May	04-May	05-May	06-May	07-May	08-May	09-May	10-May	11-May	12-May	13-May	14-May	15-May	16-May	17-May	18-May	19-May	20-May	21-May	22-May	23-May	24-May	25-May	26-May	27-May	28-May	29-May	30-May	31-May
2020 101 Ans	4884	5017	4069	4630	4340	4751	4665	5008	4865	3974	4764	4701	5205	4668	5080	4412	3898	4754	4576	4302	4235	4652	4131	3911	4600	4629	4563	4264	4260	3935	3626
2020 999 Ans	1369	1509	1353	1257	1461	1761	1644	1670	1666	1240	1257	1135	1244	1344	1322	1510	1271	1295	1407	2185	1831	1500	1278	1325	1467	1613	1702	1961	2741	2936	2342
June	01-Jun	02-Jun	03-Jun	04-Jun	05-Jun	06-Jun	07-Jun	08-Jun	09-Jun	10-Jun	11-Jun	12-Jun	13-Jun	14-Jun	15-Jun	16-Jun	17-Jun	18-Jun	19-Jun	20-Jun	21-Jun	22-Jun	23-Jun	24-Jun	25-Jun	26-Jun	27-Jun	28-Jun	29-Jun	30-Jun	
2020 101 Ans	4086	4376	4403	4289	4657	4411	3899	4568	4029	4315	4896	4974	4443	4086	4608	4947	5045	4538	4139	4441	3994	4691	4877	5084	4316	4677	4831	4033	4706	4569	
2020 999 Ans	2356	1791	1465	1470	1448	1819	1690	1637	1467	1070	1452	1629	1757	1902	1564	1646	1628	1805	2041	2493	1786	1321	1429	1720	2392	2085	2010	1593	1332	1518	
July	01-Jul	02-Jul	03-Jul	04-Jul	05-Jul	06-Jul	07-Jul	08-Jul	09-Jul	10-Jul	11-Jul	12-Jul	13-Jul	14-Jul	15-Jul	16-Jul	17-Jul	18-Jul	19-Jul	20-Jul	21-Jul	22-Jul	23-Jul	24-Jul	25-Jul	26-Jul	27-Jul	28-Jul	29-Jul	30-Jul	31-Jul
2020 101 Ans	4357	4642	4623	4769	3902	4570	4099	4073	4323	4099	4313	3852	4237	3768	4000	4136	3941	3376	3242	4169	3879	3954	3971	4121	4013	3085	4384	3658	4309	3788	3760
2020 999 Ans	1371	1502	1651	1764	1499	1662	1952	1666	1502	1907	2338	2128	1656	1631	1680	1856	2039	2696	2225	1751	1784	1613	1694	2064	2274	2434	1465	1860	1662	1664	2429
August	01-Aug	02-Aug	03-Aug	04-Aug	05-Aug	06-Aug	07-Aug	08-Aug	09-Aug	10-Aug	11-Aug	12-Aug	13-Aug	14-Aug	15-Aug	16-Aug	17-Aug	18-Aug	19-Aug	20-Aug	21-Aug	22-Aug	23-Aug	24-Aug	25-Aug	26-Aug	27-Aug	28-Aug	29-Aug	30-Aug	31-Aug
2020 101 Ans	2725	3005	3778	3637	4217	3821	3560	3656	3432	4204	4202	4428	3640	3996	3944	3508	4231	3921	3729	4074	4242	3524	3210	4130	4005	3461	3670	3722	3162	3291	3953
2020 999 Ans	3060	2447	1922	1722	1516	2002	2423	2862	2641	1894	1899	2361	2280	2491	2814	2233	1654	1704	1903	1737	1959	2612	2151	1785	1491	1484	1552	1843	2360	2107	1476
September	01-Sep	02-Sep	03-Sep	04-Sep	05-Sep	06-Sep	07-Sep	08-Sep	09-Sep	10-Sep	11-Sep	12-Sep	13-Sep	14-Sep	15-Sep	16-Sep	17-Sep	18-Sep	19-Sep	20-Sep	21-Sep	22-Sep	23-Sep	24-Sep	25-Sep	26-Sep	27-Sep	28-Sep	29-Sep	30-Sep	
2020 101 Ans	4117	3859	3763	3472	2921	2879	3579	4154	3883	3555	3419	3456	3335	3528	3506	3690	3515	3641	4134	3473	4182	3998	4198	4266	4071	4087	4065	4029	3622	4277	
2020 999 Ans	1414	1461	1527	2016	2317	2241	1701	1527	1634	1555	1923	1946	1937	1820	1919	1746	1826	2277	2353	1976	1627	1448	1496	1399	1783	2012	1569	1396	1628	1368	
October	01-Oct	02-Oct	03-Oct	04-Oct	05-Oct	06-Oct	07-Oct	08-Oct	09-Oct	10-Oct	11-Oct	12-Oct	13-Oct	14-Oct	15-Oct	16-Oct	17-Oct	18-Oct	19-Oct	20-Oct	21-Oct	22-Oct	23-Oct	24-Oct	25-Oct	26-Oct	27-Oct	28-Oct	29-Oct	30-Oct	31-Oct
2020 101 Ans	3644	3815	4209	3706	4281	4160	3875	3256	3659	3634	2962	3553	3790	3480	3295	2820	3185	3012	3634	3577	3958	3787	4151	4215	3839	4019	3271	3569	3759	4101	3512
2020 999 Ans	1500	2094	1727	1673	1606	1523	1484	1628	1831	2066	1817	1487	1547	1632	1672	2138	2531	2017	1473	1467	1536	1559	1733	1731	1491	1399	1314	1427	1398	1845	2317
November	01-Nov	02-Nov	03-Nov	04-Nov	05-Nov	06-Nov	07-Nov	08-Nov	09-Nov	10-Nov	11-Nov	12-Nov	13-Nov	14-Nov	15-Nov	16-Nov	17-Nov	18-Nov	19-Nov	20-Nov	21-Nov	22-Nov	23-Nov	24-Nov	25-Nov	26-Nov	27-Nov	28-Nov	29-Nov	30-Nov	
2020 101 Ans	3592	3734	3670	4043	3411	3934	4120	3475	4607	4308	4156	3671	3908	3959	3574	3852	3628	3783	3783	4147	4326	3702	3858	3528	4103	3857	3949	3848	3167	3755	
2020 999 Ans	1659	1592	1460	1606	2414	2096	1793	1444	1384	1314	1296	1512	1879	1745	1563	1505	1240	1457	1549	1690	1636	1314	1273	1380	1450	1330	1647	1790	1552	1367	
December	01-Dec	02-Dec	03-Dec	04-Dec	05-Dec	06-Dec	07-Dec	08-Dec	09-Dec	10-Dec	11-Dec	12-Dec	13-Dec	14-Dec	15-Dec	16-Dec	17-Dec	18-Dec	19-Dec	20-Dec	21-Dec	22-Dec	23-Dec	24-Dec	25-Dec	26-Dec	27-Dec	28-Dec	29-Dec	30-Dec	31-Dec
2020 101 Ans	3933	3847	3705	3977	3735	3432	3962	3840	2853	3462	3400	4260	3356	3835	3630	4254	3529	4305	3781	3546	3904	3459	4067	3972	2266	3242	3112	3848	3828	4036	3900
2020 999 Ans	1456	1421	1369	1666	1801	1367	1293	1212	1255	1412	1802	1718	1396	1399	1376	1334	1506	1805	1806	1715	1661	1589	1536	1364	1451	1765	1254	1261	1366	1275	1575



# Cumulative Service Centre Demand (1<sup>st</sup> Jan 2021 – 25<sup>th</sup> August 2021)

Total	Total																														
2021 101 Ans	864132																														
2021 999 Ans	422775																														
January	01-Jan	02-Jan	03-Jan	04-Jan	05-Jan	06-Jan	07-Jan	08-Jan	09-Jan	10-Jan	11-Jan	12-Jan	13-Jan	14-Jan	15-Jan	16-Jan	17-Jan	18-Jan	19-Jan	20-Jan	21-Jan	22-Jan	23-Jan	24-Jan	25-Jan	26-Jan	27-Jan	28-Jan	29-Jan	30-Jan	31-Jan
2021 101 Ans	4308	3837	3394	4300	3734	3746	3509	3642	3537	3364	3680	3769	3848	3715	3637	4016	3496	4087	3914	4059	3660	4042	4032	3563	4007	3852	3859	3921	4044	4213	3639
2021 999 Ans	2293	1507	1418	1351	1160	1169	1192	1351	1242	1135	1251	1296	1258	1395	1420	1397	1204	1127	1139	1166	1287	1508	1383	1236	1237	1132	1181	1205	1315	1447	1250
February	01-Feb	02-Feb	03-Feb	04-Feb	05-Feb	06-Feb	07-Feb	08-Feb	09-Feb	10-Feb	11-Feb	12-Feb	13-Feb	14-Feb	15-Feb	16-Feb	17-Feb	18-Feb	19-Feb	20-Feb	21-Feb	22-Feb	23-Feb	24-Feb	25-Feb	26-Feb	27-Feb	28-Feb			
2021 101 Ans	4308	3837	3394	3381	3834	3807	3381	4403	3543	3517	3964	4242	4236	3423	3936	3428	3981	3892	4218	4453	3468	3756	4107	4045	3341	3604	3605	3335			
2021 999 Ans	2293	1507	1418	1318	1444	1458	1264	1490	1520	1439	1303	1437	1675	1189	1217	1401	1318	1304	1428	1614	1582	1657	1215	1255	1479	1771	2045	1663			
March	01-Mar	02-Mar	03-Mar	04-Mar	05-Mar	06-Mar	07-Mar	08-Mar	09-Mar	10-Mar	11-Mar	12-Mar	13-Mar	14-Mar	15-Mar	16-Mar	17-Mar	18-Mar	19-Mar	20-Mar	21-Mar	22-Mar	23-Mar	24-Mar	25-Mar	26-Mar	27-Mar	28-Mar	29-Mar	30-Mar	31-Mar
2021 101 Ans	3795	3993	3853	3619	3660	3925	3409	3791	3367	4034	3638	3996	4063	3272	3813	3241	3369	3626	3487	3607	3524	3887	3329	3391	3535	4016	4052	3148	3945	3512	4066
2021 999 Ans	1667	1292	1349	1334	1628	1823	1883	1544	1455	1250	1351	1516	1830	1401	1369	1700	1762	1787	2175	2147	2386	1711	1500	1595	1319	1526	1622	1388	1412	1645	1572
April	01-Apr	02-Apr	03-Apr	04-Apr	05-Apr	06-Apr	07-Apr	08-Apr	09-Apr	10-Apr	11-Apr	12-Apr	13-Apr	14-Apr	15-Apr	16-Apr	17-Apr	18-Apr	19-Apr	20-Apr	21-Apr	22-Apr	23-Apr	24-Apr	25-Apr	26-Apr	27-Apr	28-Apr	29-Apr	30-Apr	
2021 101 Ans	4323	4459	3383	3553	4238	4119	3826	3818	3848	4122	3820	4182	4182	4182	3810	4086	4269	3450	4447	4179	4312	4106	4314	3472	3538	4259	4195	4503	4006	3943	
2021 999 Ans	1649	2218	2524	1637	1425	1436	1505	1368	1782	1794	1521	1498	1598	1610	1607	1996	2119	1621	1659	1459	1481	1642	1871	2502	1909	1491	1283	1402	1507	1982	
May	01-May	02-May	03-May	04-May	05-May	06-May	07-May	08-May	09-May	10-May	11-May	12-May	13-May	14-May	15-May	16-May	17-May	18-May	19-May	20-May	21-May	22-May	23-May	24-May	25-May	26-May	27-May	28-May	29-May	30-May	31-May
2021 101 Ans	3867	3278	3916	4063	3975	3464	4052	3843	3865	4238	4034	3672	3659	3388	3368	2951	3989	3757	3918	3682	3704	3453	3168	3938	3827	4250	3777	3516	3053	2992	3789
2021 999 Ans	2104	2190	1406	1413	1566	1562	1920	1859	1696	1636	1612	1682	1671	2139	2786	2299	1749	1701	1649	1561	1827	2435	1997	1539	1491	1609	1980	2432	2835	2699	2245
June	01-Jun	02-Jun	03-Jun	04-Jun	05-Jun	06-Jun	07-Jun	08-Jun	09-Jun	10-Jun	11-Jun	12-Jun	13-Jun	14-Jun	15-Jun	16-Jun	17-Jun	18-Jun	19-Jun	20-Jun	21-Jun	22-Jun	23-Jun	24-Jun	25-Jun	26-Jun	27-Jun	28-Jun	29-Jun	30-Jun	
2021 101 Ans	3497	3585	3871	3341	3263	2637	3950	3147	3503	3320	3529	2246	2211	4028	3729	3358	2993	3468	3047	3486	3415	3514	3706	3296	3189	3563	2614	3417	3139	3215	
2021 999 Ans	2038	1997	1841	2280	2663	2441	2037	1877	1837	1868	2096	2694	2709	1870	1865	1800	2025	2288	2926	1869	1857	1826	1839	1691	2149	2259	2369	2229	2103	2017	
July	01-Jul	02-Jul	03-Jul	04-Jul	05-Jul	06-Jul	07-Jul	08-Jul	09-Jul	10-Jul	11-Jul	12-Jul	13-Jul	14-Jul	15-Jul	16-Jul	17-Jul	18-Jul	19-Jul	20-Jul	21-Jul	22-Jul	23-Jul	24-Jul	25-Jul	26-Jul	27-Jul	28-Jul	29-Jul	30-Jul	31-Jul
2021 101 Ans	3184	3472	2820	3152	3255	3071	3735	3677	3415	3062	2795	3991	3657	3539	2918	4031	2850	2553	4102	3770	3507	3498	3100	2781	2845	3380	3085	3526	3344	3646	3652
2021 999 Ans	2110	2182	2448	2044	1766	1797	1741	1858	2156	2569	2224	1915	1895	2084	2443	2350	3022	2532	2034	2156	2159	2165	2468	3043	2628	2147	1992	1812	1930	2124	2388
August	01-Aug	02-Aug	03-Aug	04-Aug	05-Aug	06-Aug	07-Aug	08-Aug	09-Aug	10-Aug	11-Aug	12-Aug	13-Aug	14-Aug	15-Aug	16-Aug	17-Aug	18-Aug	19-Aug	20-Aug	21-Aug	22-Aug	23-Aug	24-Aug	25-Aug	26-Aug	27-Aug	28-Aug	29-Aug	30-Aug	31-Aug
2021 101 Ans	2746	3447	3000	3920	3735	3635	3358	3000	3568	3552	3674	3920	4135	3833	3084	3868	4104	4354	3230	3147	3521	2998	3635	3542	2992						
2021 999 Ans	2376	1959	1903	1882	1928	2090	2294	2162	1967	1863	1690	1742	1860	2327	2095	1770	1819	1718	1799	2201	2300	2482	2000	1978	2134						





# Total Absence (18<sup>th</sup> March 2019 — 31<sup>st</sup> December 2020)

## Total Absence Levels - Comparison of 2019 to 2020

																	March	18-Mar	19-Mar	20-Mar	21-Mar	22-Mar	23-Mar	24-Mar	25-Mar	26-Mar	27-Mar	28-Mar	29-Mar	30-Mar	31-Mar
																	2021	1093	1089	1101	1085	1083	1070	1089	1072	1107	1088	1099	1093	1094	1105
																	2020	1424	1725	2587	2681	2765	2926	3238	3460	3619	3669	3731	3745	3716	3688
																	2019	977	979	964	963	973	971	961	951	985	1018	1007	1006	993	994
April	01-Apr	02-Apr	03-Apr	04-Apr	05-Apr	06-Apr	07-Apr	08-Apr	09-Apr	10-Apr	11-Apr	12-Apr	13-Apr	14-Apr	15-Apr	16-Apr	17-Apr	18-Apr	19-Apr	20-Apr	21-Apr	22-Apr	23-Apr	24-Apr	25-Apr	26-Apr	27-Apr	28-Apr	29-Apr	30-Apr	31-Apr
2020	3562	3421	3330	3258	3214	3114	2992	2871	2823	2730	2653	2619	2548	2440	2376	2347	2333	2301	2292	2268	2175	2105	2069	2015	1981	1954	1926	1870	1815	1783	
2019	987	995	983	985	976	965	968	978	993	1022	1006	1012	989	989	1000	1024	1024	1017	1006	993	988	981	992	988	1000	1000	988	984	963	978	
May	01-May	02-May	03-May	04-May	05-May	06-May	07-May	08-May	09-May	10-May	11-May	12-May	13-May	14-May	15-May	16-May	17-May	18-May	19-May	20-May	21-May	22-May	23-May	24-May	25-May	26-May	27-May	28-May	29-May	30-May	31-May
2020	1779	1720	1709	1686	1626	1550	1486	1385	1293	1266	1249	1217	1194	1182	1137	1102	1081	1072	1060	1053	1043	1058	1046	1026	1006	984	970	963	974	960	931
2019	973	981	986	999	987	1000	1022	1027	1037	1032	1030	1029	1025	1052	1054	1034	1031	1028	1023	1023	1058	1060	1062	1061	1071	1058	1044	1053	1069	1055	1044
June	01-Jun	02-Jun	03-Jun	04-Jun	05-Jun	06-Jun	07-Jun	08-Jun	09-Jun	10-Jun	11-Jun	12-Jun	13-Jun	14-Jun	15-Jun	16-Jun	17-Jun	18-Jun	19-Jun	20-Jun	21-Jun	22-Jun	23-Jun	24-Jun	25-Jun	26-Jun	27-Jun	28-Jun	29-Jun	30-Jun	31-Jun
2020	929	915	910	900	905	899	904	889	887	903	900	891	888	883	894	886	887	872	868	869	864	861	861	857	853	845	840	841	825	839	
2019	1037	1043	1041	1038	1067	1062	1052	1049	1023	1023	1020	1032	1036	1052	1049	1043	1038	1054	1056	1044	1053	1038	1035	1019	1033	1057	1066	1069	1056	1036	
July	01-Jul	02-Jul	03-Jul	04-Jul	05-Jul	06-Jul	07-Jul	08-Jul	09-Jul	10-Jul	11-Jul	12-Jul	13-Jul	14-Jul	15-Jul	16-Jul	17-Jul	18-Jul	19-Jul	20-Jul	21-Jul	22-Jul	23-Jul	24-Jul	25-Jul	26-Jul	27-Jul	28-Jul	29-Jul	30-Jul	31-Jul
2020	823	826	831	842	832	815	801	806	810	819	823	818	810	809	808	798	811	794	787	796	800	802	804	814	809	806	801	821	826	831	867
2019	1019	1015	1021	1034	1035	1038	1036	1015	1015	1022	1006	1025	1012	1007	985	981	970	987	1001	981	980	974	981	1005	1015	999	974	975	972	983	996
August	01-Aug	02-Aug	03-Aug	04-Aug	05-Aug	06-Aug	07-Aug	08-Aug	09-Aug	10-Aug	11-Aug	12-Aug	13-Aug	14-Aug	15-Aug	16-Aug	17-Aug	18-Aug	19-Aug	20-Aug	21-Aug	22-Aug	23-Aug	24-Aug	25-Aug	26-Aug	27-Aug	28-Aug	29-Aug	30-Aug	31-Aug
2020	838	835	804	806	804	811	814	810	822	822	811	821	836	829	830	824	819	846	866	878	913	913	908	898	994	1067	1074	1116	1151	1115	1059
2019	985	979	967	959	948	964	976	993	1025	1023	1019	1021	1023	1021	1037	1031	1027	1020	999	1004	1036	1054	1059	1058	1055	1051	1052	1072	1054	1072	1061
September	01-Sep	02-Sep	03-Sep	04-Sep	05-Sep	06-Sep	07-Sep	08-Sep	09-Sep	10-Sep	11-Sep	12-Sep	13-Sep	14-Sep	15-Sep	16-Sep	17-Sep	18-Sep	19-Sep	20-Sep	21-Sep	22-Sep	23-Sep	24-Sep	25-Sep	26-Sep	27-Sep	28-Sep	29-Sep	30-Sep	31-Sep
2020	1050	1059	1048	1051	1031	1038	1013	1018	1046	1068	1085	1097	1097	1088	1184	1191	1181	1176	1166	1166	1155	1158	1139	1108	1119	1129	1136	1153	1214		
2019	1047	1051	1063	1073	1075	1090	1083	1078	1061	1073	1102	1078	1095	1082	1078	1067	1097	1105	1102	1111	1106	1092	1091	1110	1112	1100	1099	1073	1062	1300	
October	01-Oct	02-Oct	03-Oct	04-Oct	05-Oct	06-Oct	07-Oct	08-Oct	09-Oct	10-Oct	11-Oct	12-Oct	13-Oct	14-Oct	15-Oct	16-Oct	17-Oct	18-Oct	19-Oct	20-Oct	21-Oct	22-Oct	23-Oct	24-Oct	25-Oct	26-Oct	27-Oct	28-Oct	29-Oct	30-Oct	31-Oct
2020	1218	1212	1210	1203	1186	1206	1216	1241	1227	1210	1235	1246	1299	1345	1377	1434	1448	1449	1426	1456	1444	1444	1425	1382	1385	1388	1422	1446	1418	1457	1407
2019	1066	1068	1098	1087	1107	1102	1102	1115	1118	1115	1106	1096	1087	1089	1089	1103	1093	1089	1076	1076	1092	1084	1099	1111	1128	1113	1097	1110	1116	1123	1142
November	01-Nov	02-Nov	03-Nov	04-Nov	05-Nov	06-Nov	07-Nov	08-Nov	09-Nov	10-Nov	11-Nov	12-Nov	13-Nov	14-Nov	15-Nov	16-Nov	17-Nov	18-Nov	19-Nov	20-Nov	21-Nov	22-Nov	23-Nov	24-Nov	25-Nov	26-Nov	27-Nov	28-Nov	29-Nov	30-Nov	31-Nov
2020	1414	1433	1397	1430	1439	1450	1450	1431	1418	1463	1458	1452	1482	1459	1451	1410	1401	1366	1354	1382	1379	1366	1351	1352	1373	1404	1396	1345	1332	1320	
2019	1142	1163	1149	1155	1178	1186	1171	1155	1149	1150	1148	1191	1211	1200	1202	1195	1160	1152	1165	1188	1194	1198	1199	1204	1194	1211	1217	1209	1229	1212	
December	01-Dec	02-Dec	03-Dec	04-Dec	05-Dec	06-Dec	07-Dec	08-Dec	09-Dec	10-Dec	11-Dec	12-Dec	13-Dec	14-Dec	15-Dec	16-Dec	17-Dec	18-Dec	19-Dec	20-Dec	21-Dec	22-Dec	23-Dec	24-Dec	25-Dec	26-Dec	27-Dec	28-Dec	29-Dec	30-Dec	31-Dec
2020	1322	1290	1296	1284	1263	1267	1270	1284	1333	1314	1344	1349	1372	1376	1348	1392	1411	1420	1401	1397	1406	1341	1340	1294	1286	1259	1269	1303	1382	1441	1460
2019	1228	1206	1248	1273	1259	1269	1230	1207	1210	1250	1264	1277	1282	1270	1242	1212	1247	1301	1323	1313	1293	1254	1197	1152	1072	1056	1119	1185	1207	1223	1205

No figures should be considered as Official Police Statistics. These may not yet have been verified or validated.

# Total Absence (1<sup>st</sup> January 2021 — 25<sup>th</sup> August 2021)

## Total Absence Levels - Comparison of 2020 to 2021

Month	01-Jan	02-Jan	03-Jan	04-Jan	05-Jan	06-Jan	07-Jan	08-Jan	09-Jan	10-Jan	11-Jan	12-Jan	13-Jan	14-Jan	15-Jan	16-Jan	17-Jan	18-Jan	19-Jan	20-Jan	21-Jan	22-Jan	23-Jan	24-Jan	25-Jan	26-Jan	27-Jan	28-Jan	29-Jan	30-Jan	31-Jan
January 2021	1502	1475	1520	1553	1621	1643	1641	1640	1613	1614	1626	1615	1574	1588	1603	1514	1546	1503	1509	1493	1462	1465	1419	1424	1373	1335	1307	1293	1284	1252	1236
January 2020	1166	1163	1178	1223	1216	1230	1264	1275	1243	1236	1202	1170	1144	1148	1151	1153	1145	1115	1128	1140	1166	1186	1187	1197	1187	1183	1169	1170	1179	1195	1184
February 2021	1206	1200	1180	1175	1176	1204	1175	1142	1177	1184	1167	1179	1164	1173	1166	1149	1166	1149	1153	1134	1135	1138	1124	1143	1141	1150	1110				
February 2020	1141	1141	1130	1139	1150	1153	1135	1124	1109	1115	1143	1148	1138	1144	1131	1123	1099	1130	1126	1137	1130	1128	1112	1113	1109	1121	1131	1139			
March 2021	1088	1098	1104	1106	1103	1097	1121	1130	1095	1124	1111	1090	1083	1069	1068	1073	1094	1093	1089	1101	1085	1083	1070	1089	1072	1107	1088	1099	1093	1094	1105
March 2020	1118	1116	1122	1177	1181	1192	1191	1174	1155	1146	1170	1214	1230	1240	1282	1300	1359	1424	1725	2587	2681	2765	2926	3238	3460	3619	3669	3731	3745	3716	3688
April 2021	1099	1092	1073	1089	1075	1054	1042	1020	1028	1016	1015	1020	1034	1041	1037	1037	1039	1039	1024	1035	1019	1014	1012	1004	975	979	993	971	973	975	
April 2020	3562	3421	3330	3258	3214	3114	2992	2871	2823	2730	2653	2619	2548	2440	2376	2347	2333	2301	2292	2268	2175	2105	2069	2015	1981	1954	1926	1870	1815	1783	
May 2021	981	974	977	1007	1022	1030	1038	1018	1013	1011	1024	1067	1078	1083	1088	1064	1047	1065	1048	1079	1087	1090	1065	1076	1119	1138	1139	1143	1156	1174	1178
May 2020	1779	1720	1709	1686	1626	1550	1486	1385	1293	1266	1249	1217	1194	1182	1137	1102	1081	1072	1060	1053	1043	1058	1046	1026	1006	984	970	963	974	960	931
June 2021	1171	1193	1197	1242	1231	1213	1218	1220	1238	1244	1278	1307	1313	1309	1305	1314	1344	1367	1391	1408	1418	1455	1529	1582	1622	1607	1599	1649	1682	1784	
June 2020	929	915	910	900	905	899	904	889	887	903	900	891	888	883	894	886	887	872	868	869	864	861	861	857	853	845	840	841	825	839	
July 2021	1756	1785	1781	1781	1807	1792	1795	1748	1705	1661	1635	1585	1566	1582	1558	1540	1522	1510	1485	1454	1457	1406	1383	1366	1383	1310	1291	1286	1311	1310	
July 2020	823	826	831	842	832	815	801	806	810	819	823	818	810	809	808	798	811	794	787	796	800	802	804	814	809	806	801	821	826	831	867
August 2021	1330	1299	1321	1297	1308	1308	1328	1311	1287	1305	1303	1309	1317	1320	1316	1315	1312	1337	1335	1363	1366	1372	1393	1407	1484						
August 2020	838	835	804	806	804	811	814	810	822	822	811	821	836	829	830	824	819	846	866	878	913	913	908	898	994						

No figures should be considered as Official Police Statistics. These may not yet have been verified or validated.