



**POLICE**  
**SCOTLAND**  

---

**POILEAS ALBA**

# **Weekly Hate Crime and Incident Report**

## **Week 2: 8th April – 14<sup>th</sup> April**

**OFFICIAL**

This data is Police Scotland Management Information, Not Official Statistics.

# 1. Hate Reporting Summary

All statistics are provisional and should be treated as management information. All data have been extracted from Police Scotland internal systems and are correct as of 15th April 2024.

- 1. Number of online reports:** Between 8<sup>th</sup> April 2024 – 14<sup>th</sup> April 2024, **1832** online reports which is a **74.4 % decrease** on week 1<sup>st</sup> – 7<sup>th</sup> April with **7152**.
- 2. Hate Crime Related Telephone Calls (via 101/999):** Between 8<sup>th</sup> April 2024 – 14<sup>th</sup> April 2024, **13** Hate Crime Related Telephone Calls (via 101/999) which is a **61.8% decrease**, 1<sup>st</sup> April – 7<sup>th</sup> April with **34**
- 3. Hate Crime Related Emails (via Contact Us):** Between 8<sup>th</sup> April 2024 – 14<sup>th</sup> April 2024, **39** Hate Crime Related Emails (via Contact Us) which is a **72.3 % decrease**, 1<sup>st</sup> April – 7<sup>th</sup> April with **141**
- 4. Number of Non-Crime Hate Incidents (8th April – 14th April 2024):** 25, YTD 55
- 5. Number of recorded Hate Crimes (8th April – 14th April 2024):** 213, YTD 445
- 6. Number of Freedom of Information Requests (8th April – 14th April 2024):** 11, YTD 102
- 7. Subject Access Requests (8th April – 14th April 2024):** 4, YTD 50
- 8. Number of complaints relating to the Hate Crime Act (8th April – 14th April 2024):** 6, YTD 17
- 9. % Police Officers completed training (1st April – 14th April 2024):** 84.5%

## 2. Online Hate Reports

**Table 1.1: Online Hate Reports**

	08.04.24	09.04.24	10.04.24	11.04.24	12.04.24	13.04.24	14.04.24	Total
<b>Online Reports</b>								
Online Hate Reports	375	336	350	342	197	150	82	<b>1832</b>
<b>Police Incidents</b>								
Police Incidents with Hate Crime Tag Added	35	20	25	33	16	27	20	<b>176</b>
<b>Service Centre Public Contacts</b>								
Hate Crime Related Telephone Calls (Via 101/999)	1	4	0	6	1	1	0	<b>13</b>
Hate Crime Related Emails (Via Contactus)	4	2	13	10	5	4	1	<b>39</b>

Information presented in Table 1.1 above: Online Reports on each date: 8th April 2024 - 375; 9th April 2024 - 336; 10th April 2024 - 350; 11th April 2024 - 342; 12th April 2024 - 197; 13th April 2024 - 150; 14th April 2024 - 82. Police Incidents with hate crime tag added: 8th April 2024 - 35; 9th April 2024 - 20; 10th April 2024 - 25; 11th April 2024 - 33; 12th April 2024 - 16; 13th April 2024 - 27; 14th April 2024 - 20. Hate Crime Related Telephone Calls (Via 101/999): 8th April 2024 - 1; 9th April 2024 - 4; 10th April 2024 - 0; 11th April 2024 - 6; 12th April 2024 - 1; 13th April 2024 - 1; 14th April 2024 - 0. Hate Crime Related Emails (Via Contact Us): 8th April 2024 - 4; 9th April 2024 - 2; 10th April 2024 - 13; 11th April 2024 - 10; 12th April 2024 - 5; 13th April 2024 - 4; 14th April 2024 - 1.

# 3. Online Hate Reports

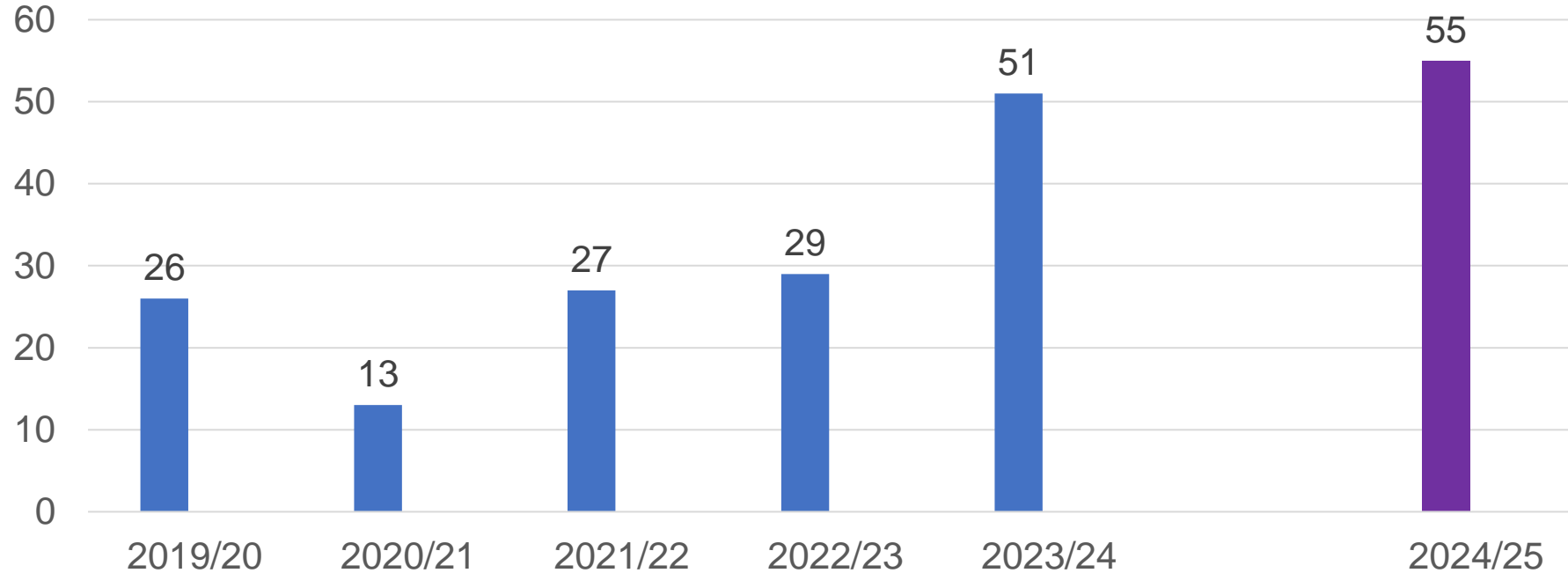
## Caveats for Table 1.1

All statistics are provisional and should be treated as management information. All data have been extracted from Police Scotland internal systems and are correct as of 15th April 2024.

1. Online Hate Reports: Reports via the Police Scotland's digital sites e.g Website, Mobile Phone Site.
2. Police Incidents: Command and Control system generated incidents that have the Hate Crime and Public Order Act Tag added.
3. Hate Crime related Telephone Calls - Hate Crime reports via 101 / 999
4. Hate Crime related E-Mails - Hate Crime reports via the Contact Us Email system.
5. Numbers of reports may change due to ongoing quality assurance.

# 4. Recorded Non-Crime Hate Incidents (1<sup>st</sup> April – 14<sup>th</sup> April)

**Table 2.1: Non-Crime Hate Incidents**



Information presented in Table 2.1 above (1st April - 14th April) 2019/20 - 26 Non-Crime Hate Incidents; 2020/21 - 13 Non-Crime Hate Incidents; 2021/22 - 27 Non-Crime Hate Incidents; 2022/23 - 29 Non-Crime Hate Incidents; 2023/24 - 51 Non-Crime Hate Incidents; 2024/25 - 55 Non-Crime Hate Incidents.



# 5. Recorded Non-Crime Hate Incidents (1<sup>st</sup> April – 14<sup>th</sup> April)

**Table 2.2: Recorded Non-Crime Hate Incidents (Year to Date comparison weeks)**

<b>Period</b>	<b>2019/20</b>	<b>2020/21</b>	<b>2021/22</b>	<b>2022/23</b>	<b>2023/24</b>	<b>2024/25</b>
Week 2 - 8th April - 14th April	13	6	16	10	33	25
Week 1 - 1st April - 7th April	13	7	11	19	18	30
<b>Total</b>	<b>26</b>	<b>13</b>	<b>27</b>	<b>29</b>	<b>51</b>	<b>55</b>

Information presented in Table 2.2 above (1st April - 7th April) 2019/20 - 13 Non-Crime Hate Incidents; 2020/21 - 7 Non-Crime Hate Incidents; 2021/22 - 11 Non-Crime Hate Incidents; 2022/23 - 19 Non-Crime Hate Incidents; 2023/24 - 18 Non-Crime Hate Incidents; 2024/25 - 30 Non-Crime Hate Incidents.

Information presented in Table 2.2 above (8th April - 14th April) 2019/20 - 13 Non-Crime Hate Incidents; 2020/21 - 6 Non-Crime Hate Incidents; 2021/22 - 16 Non-Crime Hate Incidents; 2022/23 - 10 Non-Crime Hate Incidents; 2023/24 - 33 Non-Crime Hate Incidents; 2024/25 - 25 Non-Crime Hate Incidents.

# 6. Recorded Non-Crime Hate Incidents (8th April – 14<sup>th</sup> April)

**Table 2.3: Recorded Non-Crime Hate Incidents**

Period	2019/20	2020/21	2021/22	2022/23	2023/24	2024/25
8th April	1	1	0	1	3	5
9th April	2	1	2	0	6	5
10th April	2	0	0	1	3	5
11th April	2	1	2	2	6	1
12th April	1	1	1	2	6	3
13th April	3	1	5	2	6	2
14th April	2	1	6	2	3	4
<b>Total</b>	<b>13</b>	<b>6</b>	<b>16</b>	<b>10</b>	<b>33</b>	<b>25</b>

Information presented in Table 2.3 above: Non-Crime Hate Incidents on each date: 8th April 2019/20 - 1; 2020/21 - 1; 2021/22 - 0; 2022/23 - 1; 2023/24 - 3; 2024/25 - 5. 9th April 2019/20 - 2; 2020/21 - 1; 2021/22 - 2; 2022/23 - 0; 2023/24 - 6; 2024/25 - 5. 10th April 2019/20 - 2; 2020/21 - 0; 2021/22 - 0; 2022/23 - 1; 2023/24 - 3; 2024/25 - 5. 11th April 2019/20 - 2; 2020/21 - 1; 2021/22 - 2; 2022/23 - 2; 2023/24 - 6; 2024/25 - 1. 12th April 2019/20 - 1; 2020/21 - 1; 2021/22 - 1; 2022/23 - 2; 2023/24 - 6; 2024/25 - 3. 13th April 2019/20 - 3; 2020/21 - 1; 2021/22 - 5; 2022/23 - 2; 2023/24 - 3; 2024/25 - 4. 14th April 2019/20 - 2; 2020/21 - 1; 2021/22 - 6; 2022/23 - 2; 2023/24 - 3; 2024/25 - 4.

## 7. Recorded Non-Crime Hate Incidents (1<sup>st</sup> April – 14<sup>th</sup> April)

### **Caveats for Tables 2.1, 2.2 and 2.3**

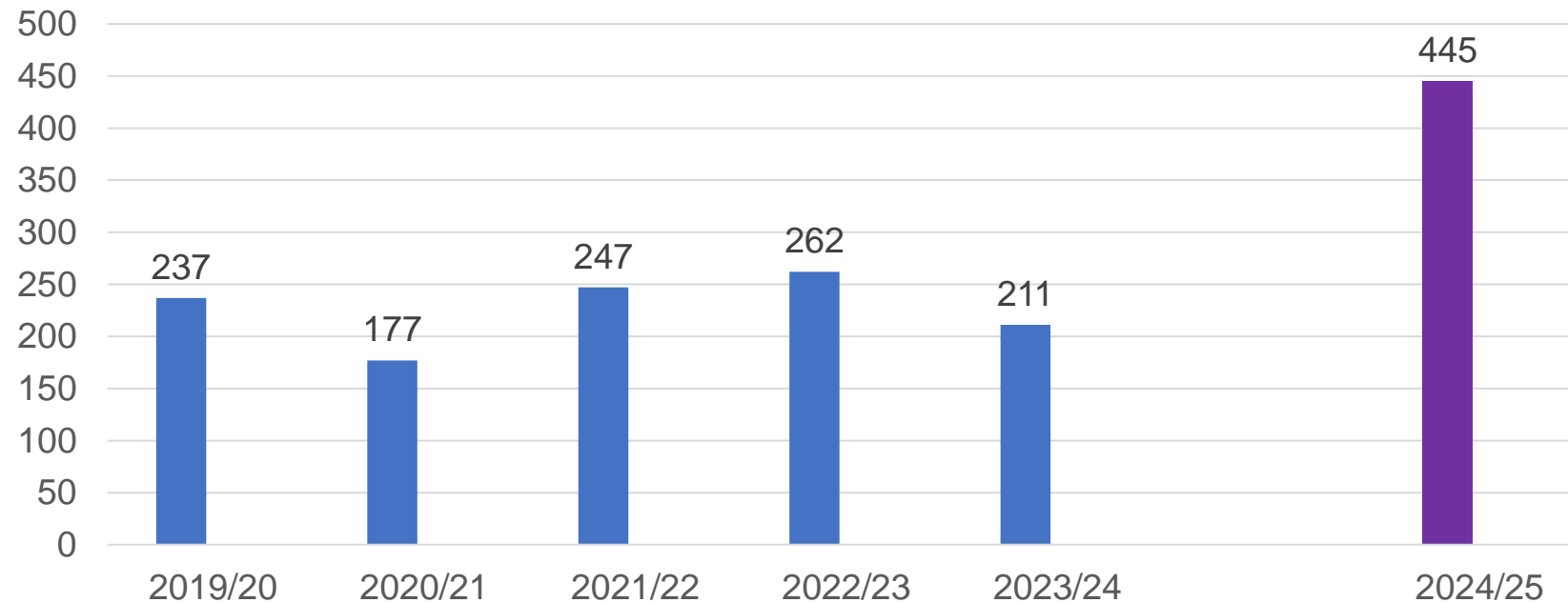
All statistics are provisional and should be treated as management information. All data have been extracted from Police Scotland internal systems and are correct as of 15th April 2024.

1. All records relating to Non-Crime Hate Incidents have been extracted from the Interim Vulnerable Persons Database (iVPD).
2. Non-Crime Hate Incidents are extracted from iVPD where 'Crime Occurred' equals 'No'.



# 8. Recorded Hate Crimes (1<sup>st</sup> April – 14<sup>th</sup> April)

**Table 3.1: Recorded Hate Crimes**



Information presented in Table 3.1 above (1st April - 14th April) 2019/20 - 237 recorded hate crimes; 2020/21 - 177 recorded hate crimes; 2021/22 - 247 recorded hate crimes; 2022/23 - 262 recorded hate crimes; 2023/24 - 211 recorded hate crimes; 2024/25 - 445 recorded hate crimes.

# 9. Recorded Hate Crimes (1<sup>st</sup> April – 14<sup>th</sup> April)

**Table 3.2: Recorded Hate Crime by Date (year to Date Comparison weeks)**

Period	2019/20	2020/21	2021/22	2022/23	2023/24	2024/25
Week 2 - 8th April - 14th April	130	80	108	137	112	213
Week 1 - 1st April - 7th April	107	97	139	125	99	232
<b>Total</b>	<b>237</b>	<b>177</b>	<b>247</b>	<b>262</b>	<b>211</b>	<b>445</b>

Information presented in Table 3.2 above (1st April - 7th April) 2019/20 - 107 recorded hate crimes; 2020/21 - 97 recorded hate crimes; 2021/22 - 139 recorded hate crimes; 2022/23 - 125 recorded hate crimes; 2023/24 - 99 recorded hate crimes; 2024/25 - 232 recorded hate crimes.

Information presented in Table 3.2 above (8th April - 14th April) 2019/20 - 130 recorded hate crimes; 2020/21 - 80 recorded hate crimes; 2021/22 - 108 recorded hate crimes; 2022/23 - 137 recorded hate crimes; 2023/24 - 112 recorded hate crimes; 2024/25 - 213 recorded hate crimes.

# 10. Recorded Hate Crimes (8th April – 14<sup>th</sup> April)

**Table 3.3: Recorded Hate Crime by Date**

Period	2019/20	2020/21	2021/22	2022/23	2023/24	2024/25
8th April	18	12	12	19	19	34
9th April	19	11	11	10	14	32
10th April	27	8	18	20	27	30
11th April	27	12	18	26	20	31
12th April	14	17	17	29	13	22
13th April	7	13	19	18	7	35
14th April	18	7	13	15	12	29
<b>Total</b>	<b>130</b>	<b>80</b>	<b>108</b>	<b>137</b>	<b>112</b>	<b>213</b>

Information presented in Table 3.3 above: Recorded hate crimes on each date: 8th April 2019/20 - 18; 2020/21 - 12; 2021/22 - 12; 2022/23 - 19; 2023/24 - 19; 2024/25 - 34. 9th April 2019/20 - 19; 2020/21 - 11; 2021/22 - 11; 2022/23 - 10; 2023/24 - 14; 2024/25 - 32. 10th April 2019/20 - 27; 2020/21 - 8; 2021/22 - 18; 2022/23 - 20; 2023/24 - 27; 2024/25 - 30. 11th April 2019/20 - 27; 2020/21 - 12; 2021/22 - 18; 2022/23 - 26; 2023/24 - 20; 2024/25 - 31. 12th April 2019/20 - 14; 2020/21 - 17; 2021/22 - 17; 2022/23 - 29; 2023/24 - 13; 2024/25 - 22. 13th April 2019/20 - 7; 2020/21 - 13; 2021/22 - 19; 2022/23 - 18; 2023/24 - 7; 2024/25 - 35. 14th April 2019/20 - 18; 2020/21 - 7; 2021/22 - 13; 2022/23 - 15; 2023/24 - 12; 2024/25 - 29.

## Caveats for Tables 3.1, 3.2 and 3.3

All statistics are provisional and should be treated as management information. All data have been extracted from Police Scotland internal systems and are correct as of 15th April 2024.

1. The data prior to the 1st April 2024 has been extracted from the Interim Vulnerable Persons Database (iVPD).
2. The data from the 1st April 2024 has been extracted from the National Crime Unifi database.
3. Please note, the data from iVPD has been extracted based on crimes/offences which include at least one of the hate aggravators.
4. Please note, the data from National Unifi Crime has been extracted based on crimes/offences which include at least one of the hate aggravators and/or are one of the following offences:
  - Racially aggravated harassment
  - Racially aggravated conduct
  - Stirring up hatred: Racial
  - Stirring up hatred: Other Group
  - Race Relations Legislation (Public Order Act)

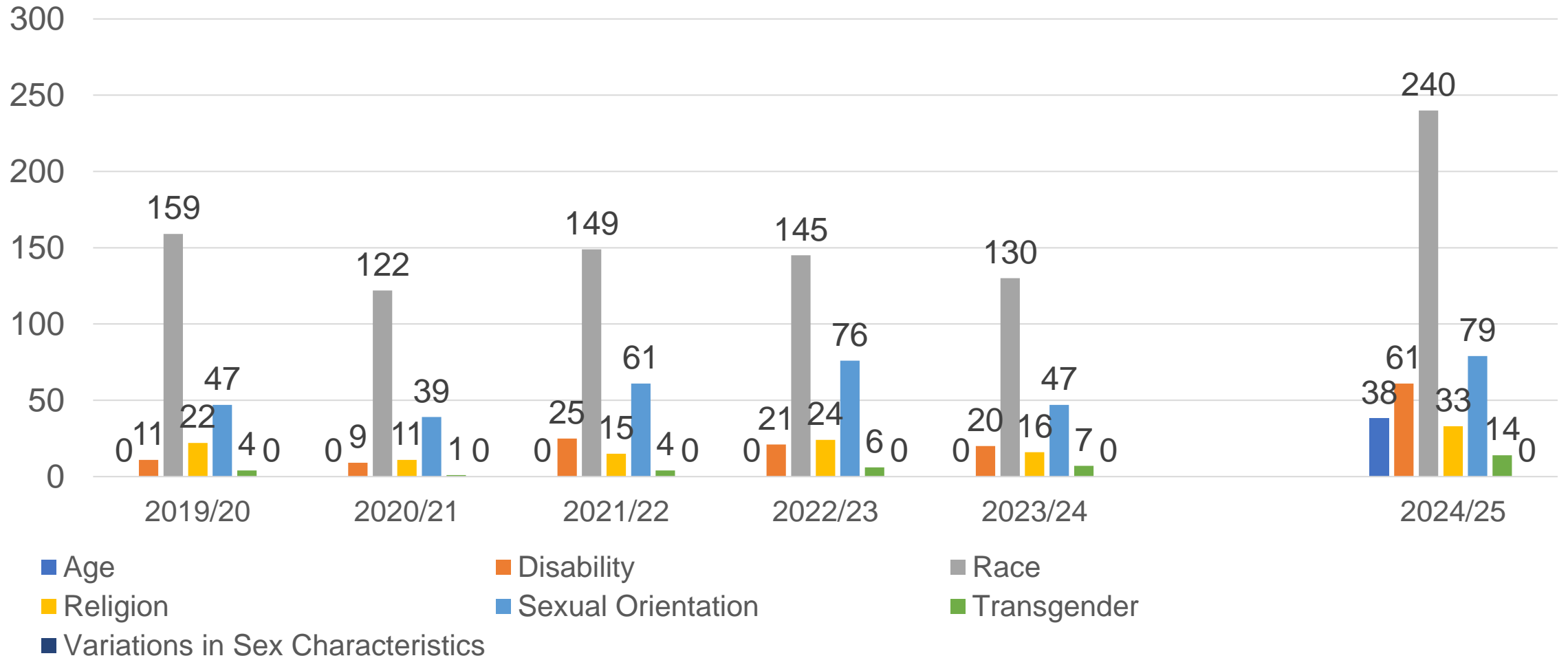
## 12. Recorded Hate Crimes (1<sup>st</sup> April – 14<sup>th</sup> April)

### **Caveats for Tables 3.1, 3.2 and 3.3**

5. Please note, Tables 3.1, 3.2 and 3.3 displays a count of unique hate crimes, and not a count of aggravators. Multiple aggravators can be added to the one hate crime.
6. Please note, due to the different sources of data being used, and the different methodology/counting rules, comparison of recorded hates crimes from the 1<sup>st</sup> April 2024 with recorded hate crimes prior to the 1<sup>st</sup> April 2024 would not be advised. Any comparison of the two datasets should be carried out with caution.
7. Please note, of the 445 hate crimes, 1 recorded hate crime relates to ‘Stirring up hatred: Racial’; and 6 recorded hate crimes relate to ‘Stirring up hatred: Other Group’.

# 13. Recorded Hate Crime Aggravators (1<sup>st</sup> April – 14<sup>th</sup> April)

**Table 4.1: Recorded Hate Crime Aggravators**



# 14. Recorded Hate Crime Aggravators (1<sup>st</sup> April – 14<sup>th</sup> April)

**Table 4.2: Recorded Hate Crime Aggravators**

Aggravator	2019/20	2020/21	2021/22	2022/23	2023/24	2024/25
Age	-	-	-	-	-	38
Disability	11	9	25	21	20	61
Race	159	122	149	145	130	240
Religion	22	11	15	24	16	33
Sexual Orientation	47	39	61	76	47	79
Transgender	4	1	4	6	7	14
Variations in Sex Characteristics	-	-	-	-	-	0
<b>Total</b>	<b>243</b>	<b>182</b>	<b>254</b>	<b>272</b>	<b>220</b>	<b>465</b>

# 15. Recorded Hate Crime Aggravators (1<sup>st</sup> April – 14<sup>th</sup> April)

## Tables 4.1 and 4.2: Description of data within graph and tables.

Information presented in Table 4.1 and Table 4.2 (1st April - 14th April): Recorded hate crimes with 'Age' aggravator 2019/20 - 0; 2020/21 - 0; 2021/22 - 0; 2022/23 - 0; 2023/24 - 0; 2024/25 - 38. Financial Year to date recorded hate crimes with 'Disability' aggravator 2019/20 - 11; 2020/21 - 9; 2021/22 - 25; 2022/23 - 21; 2023/24 - 20; 2024/25 - 61. Financial Year to date recorded hate crimes with 'Race' aggravator 2019/20 - 159; 2020/21 - 122; 2021/22 - 149; 2022/23 - 145; 2023/24 - 130; 2024/25 - 240. Financial Year to date recorded hate crimes with 'Religion' aggravator 2019/20 - 22; 2020/21 - 11; 2021/22 - 15; 2022/23 - 24; 2023/24 - 16; 2024/25 - 33. Financial Year to date recorded hate crimes with 'Sexual Orientation' aggravator 2019/20 - 47; 2020/21 - 39; 2021/22 - 61; 2022/23 - 76; 2023/24 - 47; 2024/25 - 79. Financial Year to date recorded hate crimes with 'Transgender' aggravator 2019/20 - 4; 2020/21 - 1; 2021/22 - 4; 2022/23 - 6; 2023/24 - 7; 2024/25 - 14. Financial Year to date recorded hate crimes with 'Variations in Sex Characteristics' aggravator 2019/20 - 0; 2020/21 - 0; 2021/22 - 0; 2022/23 - 0; 2023/24 - 0; 2024/25 - 0.



# 16. Recorded Hate Crime Aggravators (1<sup>st</sup> April – 14<sup>th</sup> April)

## Caveats for Tables 4.1 and 4.2

All statistics are provisional and should be treated as management information. All data have been extracted from Police Scotland internal systems and are correct as of 15th April 2024.

1. The data prior to the 1st April 2024 has been extracted from the iVPD database.
2. The data from the 1st April 2024 has been extracted from the National Crime Unifi database.
3. Please note, the data from iVPD has been extracted based on crimes/offences which include at least one of the hate aggravators.
4. Please note, the data from National Unifi Crime has been extracted based on the hate crime aggravators. Not all recorded hate crimes include an aggravator within National Unifi Crime.
5. Please note, Tables 4.1 and 4.2 display a count of aggravators. Multiple aggravators can be added to the one hate crime.

## Caveats for Tables 4.1 and 4.2

6. Please note, due to the different sources of data being used, and the different methodology/counting rules, comparison of recorded hate crimes from the 1<sup>st</sup> April 2024 with recorded hate crimes prior to the 1<sup>st</sup> April 2024 would not be advised. Any comparison of the two datasets should be carried out with caution.

7. Please note, the aggravators 'Age' and 'Variations in Sex Characteristics' were introduced on the 1<sup>st</sup> April 2024. These aggravators could not be selected from the iVPD database.