



POLICE
SCOTLAND

POILEAS ALBA

Weekly Hate Crime and Incident Report

Week 3: 15th April – 21st April

OFFICIAL

This data is Police Scotland Management Information, Not Official Statistics.

1. Hate Reporting Summary

All statistics are provisional and should be treated as management information. All data have been extracted from Police Scotland internal systems and are correct as of 22nd April 2024.

- 1. Number of online reports:** Between 15th April 2024 – 21st April 2024, **390** a **79% decrease** on the previous week, YTD **9374**.
- 2. Hate Crime Related Telephone Calls (via 101/999):** Between 15th April 2024 – 21st April 2024, **11**, a **31% decrease** on the previous week, YTD **61**.
- 3. Hate Crime Related Emails (via Contact Us):** Between 15th April 2024 – 21st April 2024, **12**, a **69% decrease** on the previous week, YTD **192**.
- 4. Number of Non-Crime Hate Incidents:** 15th April – 21st April 2024 – **26**; YTD **79**
- 5. Number of recorded Hate Crimes:** 15th April – 21st April – **193**; a **3.5% decrease** on the previous week, YTD **616**
- 6. Number of Freedom of Information Requests:** 15th April – 21st April 2024 – **8** ; YTD **66**
- 7. Subject Access Requests:** 15th April – 21st April 2024 – **0** ; YTD **17**
- 8. Number of complaints relating to the Hate Crime Act:** 15th April – 21st April 2024 – **2**; YTD **54**
- 9. % Police Officers completed training: 86.6%**
- 10. Pages 13 - 20 of this report provides disaggregated data by local area command.**

2. Online Hate Reports

Table 1.1: Online Hate Reports

	15.04.24	16.04.24	17.04.24	18.04.24	19.04.24	20.04.24	21.04.24	Total
Online Reports								
Online Hate Reports - Total	87	68	76	72	45	23	19	390
Online Reports - Named Reporter	5	8	3	2	8	7	1	34
Online Reports - Anonymous Reporter	82	60	73	70	37	16	18	356
Police Incidents								
Police Incidents with Hate Crime Tag Added	33	28	20	28	23	23	25	180
Service Centre Public Contacts								
Hate Crime Related Telephone Calls (Via 101/999)	3	2	1	1	0	4	0	11
Hate Crime Related Emails (Via Contactus)	2	1	1	2	2	2	2	12

3. Online Hate Reports

Table 1.1: Description of data

Information presented in Table 1.1:

Online Hate Reports (total) on each date - 15.04.24 – 87; 16.04.24 - 68; 17.04.24 - 76; 18.04.24 - 72; 19.04.24-45; 20.04.24 - 23; 21.04.24 -19

Online Hate Reports (Named Reporter) on each date - 15.04.24 – 5; 16.04.24 - 8; 17.04.24 - 3; 18.04.24 - 2; 19.04.24 - 8; 20.04.24 - 7; 21.04.24 - 1

Online Hate Reports (Anonymous Reporter) on each date - 15.04.24 – 82; 16.04.24 - 60; 17.04.24 - 73; 18.04.24-70; 19.04.24 - 37; 20.04.24 - 16; 21.04.24 - 18

Police Incidents with Hate Crime Tag Added - 15.04.24 - 33; 16.04.24 - 28; 17.04.24 - 20; 18.04.24 - 28; 19.04.24 - 23; 20.04.24 - 23; 21.04.24 - 25

Hate Crime Related Telephone Calls (Via 101/999) - 15.04.24 - 3; 16.04.24 - 2; 17.04.24 - 1; 18.04.24 - 1; 19.04.24 - 0; 20.04.24 - 4; 21.04.24 - 0

Hate Crime Related Emails (Via Contactus) - 15.04.24 - 2; 16.04.24 - 1; 17.04.24 - 1; 18.04.24 - 2; 19.04.24 - 2; 20.04.24 - 2; 21.04.24 - 2

4. Online Hate Reports

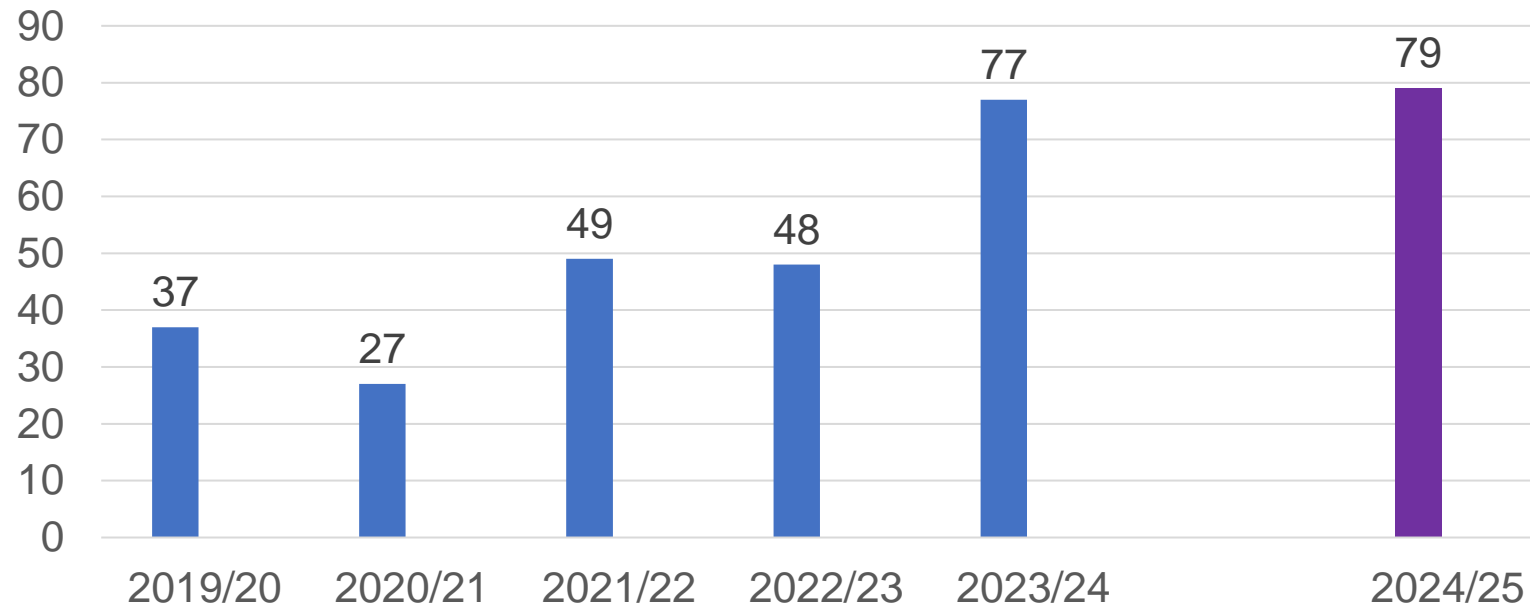
Caveats for Table 1.1

All statistics are provisional and should be treated as management information. All data have been extracted from Police Scotland internal systems and are correct as of 22nd April 2024.

1. Online Hate Reports: Reports via the Police Scotland's digital sites e.g Website, Mobile Phone Site.
2. Police Incidents: Command and Control system generated incidents that have the Hate Crime and Public Order Act Tag added.
3. Hate Crime related Telephone Calls - Hate Crime reports via 101 / 999
4. Hate Crime related E-Mails - Hate Crime reports via the Contact Us Email system.
5. Numbers of reports may change due to ongoing quality assurance.

5. Recorded Non-Crime Hate Incidents (1st April – 21st April)

Table 2.1: Non-Crime Hate Incidents



Information presented in Table 2.1 above (1st April - 21st April) 2019/20 - 37 Non-Crime Hate Incidents; 2020/21 - 27 Non-Crime Hate Incidents; 2021/22 - 49 Non-Crime Hate Incidents; 2022/23 - 48 Non-Crime Hate Incidents; 2023/24 - 77 Non-Crime Hate Incidents; 2024/25 - 79 Non-Crime Hate Incidents.

6. Recorded Non-Crime Hate Incidents (1st April – 21st April)

Table 2.2: Recorded Non-Crime Hate Incidents (Year to Date comparison weeks)

Period	2019/20	2020/21	2021/22	2022/23	2023/24	2024/25
Week 3 - 15th April - 21st April	11	14	26	19	26	26
Week 2 - 8th April - 14th April	13	6	12	10	33	24
Week 1 - 1st April - 7th April	13	7	11	19	18	29
Total	37	27	49	48	77	79

Information presented in Table 2.2 above (1st April - 7th April) 2019/20 - 13 Non-Crime Hate Incidents; 2020/21 - 7 Non-Crime Hate Incidents; 2021/22 - 11 Non-Crime Hate Incidents; 2022/23 - 19 Non-Crime Hate Incidents; 2023/24 - 18 Non-Crime Hate Incidents; 2024/25 - 29 Non-Crime Hate Incidents.

Information presented in Table 2.2 above (8th April - 14th April) 2019/20 - 13 Non-Crime Hate Incidents; 2020/21 - 6 Non-Crime Hate Incidents; 2021/22 - 12 Non-Crime Hate Incidents; 2022/23 - 10 Non-Crime Hate Incidents; 2023/24 - 33 Non-Crime Hate Incidents; 2024/25 - 24 Non-Crime Hate Incidents.

Information presented in Table 2.2 above (15th April - 21st April) 2019/20 - 11 Non-Crime Hate Incidents; 2020/21 - 14 Non-Crime Hate Incidents; 2021/22 - 26 Non-Crime Hate Incidents; 2022/23 - 19 Non-Crime Hate Incidents; 2023/24 - 26 Non-Crime Hate Incidents; 2024/25 - 26 Non-Crime Hate Incidents.

7. Recorded Non-Crime Hate Incidents (15th April – 21st April)

Table 2.3: Recorded Non-Crime Hate Incidents

Period	2019/20	2020/21	2021/22	2022/23	2023/24	2024/25
15th April	1	3	1	3	2	1
16th April	1	0	2	1	5	5
17th April	3	4	5	1	5	5
18th April	2	2	2	2	2	4
19th April	2	2	3	3	6	1
20th April	0	3	7	7	3	6
21st April	2	0	6	2	3	4
Total	11	14	26	19	26	26

8. Recorded Non-Crime Hate Incidents (15th April – 21st April)

Table 2.3: Description of data

Information presented in Table 2.3, Non-Crime Hate Incidents on each date:

- 15th April 2019/20 - 1; 2020/21 – 3; 2021/22 – 1; 2022/23 – 3; 2023/24 – 2; 2024/25 – 1
- 16th April 2019/20 - 1; 2020/21 - 0; 2021/22 – 2; 2022/23 - 1; 2023/24 – 5; 2024/25 – 5
- 17th April 2019/20 – 3; 2020/21 – 4; 2021/22 – 5; 2022/23 – 1; 2023/24 – 5; 2024/25 - 5
- 18th April 2019/20 - 2; 2020/21 – 2; 2021/22 – 2; 2022/23 – 2; 2023/24 – 2; 2024/25 - 4
- 19th April 2019/20 - 2; 2020/21 – 2; 2021/22 – 3; 2022/23 – 3; 2023/24 – 6; 2024/25 - 1
- 20th April 2019/20 - 0; 2020/21 – 3; 2021/22 – 7; 2022/23 – 7; 2023/24 – 3; 2024/25 - 6
- 21st April 2019/20 - 2; 2020/21 – 0; 2021/22 – 6; 2022/23 – 2; 2023/24 - 3; 2024/25 - 4

9. Recorded Non-Crime Hate Incidents (1st April – 14th April)

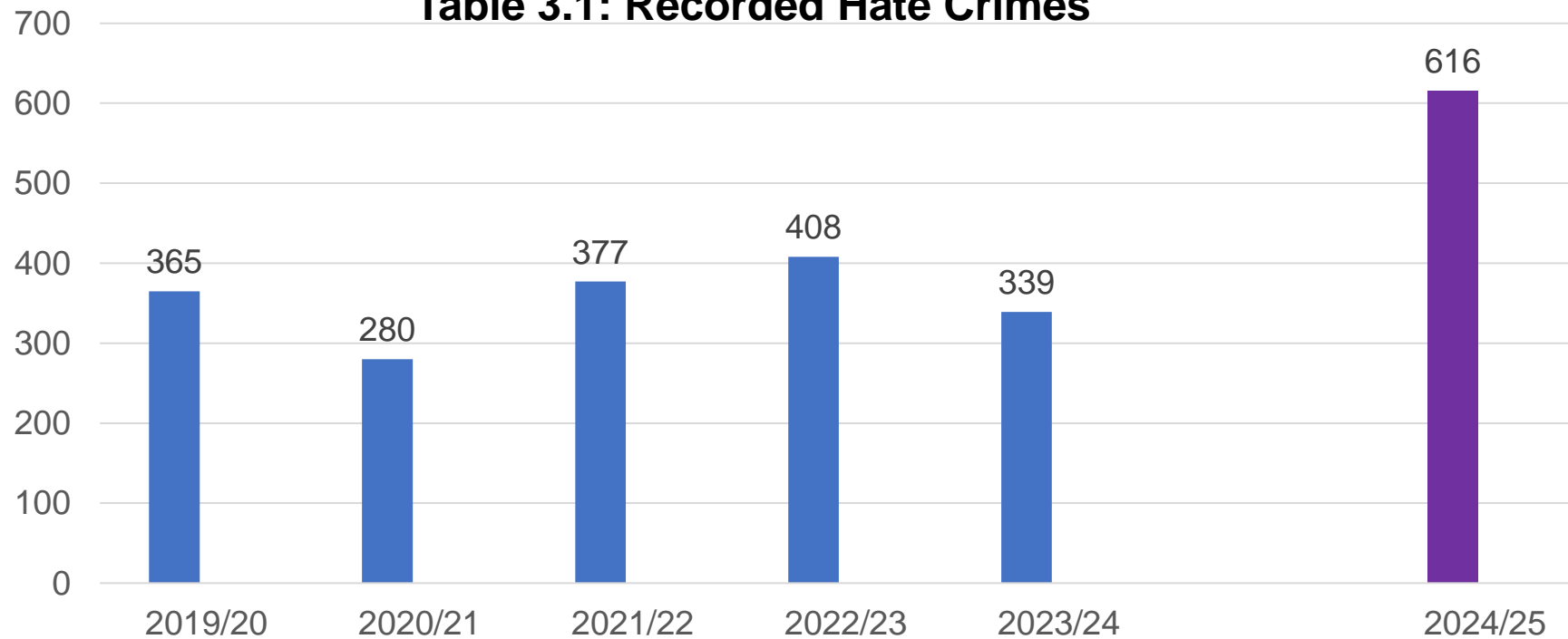
Caveats for Tables 2.1, 2.2 and 2.3

All statistics are provisional and should be treated as management information. All data have been extracted from Police Scotland internal systems and are correct as of 22nd April 2024.

1. All records relating to Non-Crime Hate Incidents have been extracted from the Interim Vulnerable Persons Database (iVPD).
2. Non-Crime Hate Incidents are extracted from iVPD where 'Crime Occurred' equals 'No'.
3. Please note, the data is extracted using the 'incident created' date.

10. Recorded Hate Crimes (1st April – 21st April)

Table 3.1: Recorded Hate Crimes



Information presented in Table 3.1 above (1st April - 21st April) 2019/20 - 365 recorded hate crimes; 2020/21 - 280 recorded hate crimes; 2021/22 - 377 recorded hate crimes; 2022/23 - 408 recorded hate crimes; 2023/24 - 339 recorded hate crimes; 2024/25 - 616 recorded hate crimes.

11. Recorded Hate Crimes (1st April – 21st April)

Table 3.2: Recorded Hate Crime by Date (year to Date Comparison weeks)

Period	2019/20	2020/21	2021/22	2022/23	2023/24	2024/25
Week 3 - 15th April - 21st April	128	103	130	146	128	193
Week 2 - 8th April - 14th April	130	80	108	137	112	200
Week 1 - 1st April - 7th April	107	97	139	125	99	223
Total	365	280	377	408	339	616

Information presented in Table 3.2 above:

(1st April - 7th April) 2019/20 - 107 recorded hate crimes; 2020/21 - 97 recorded hate crimes; 2021/22 - 139 recorded hate crimes; 2022/23 - 125 recorded hate crimes; 2023/24 - 99 recorded hate crimes; 2024/25 - 223 recorded hate crimes.

(8th April - 14th April) 2019/20 - 130 recorded hate crimes; 2020/21 - 80 recorded hate crimes; 2021/22 - 108 recorded hate crimes; 2022/23 - 137 recorded hate crimes; 2023/24 - 112 recorded hate crimes; 2024/25 - 200 recorded hate crimes.

(15th April - 21st April) 2019/20 - 128 recorded hate crimes; 2020/21 - 103 recorded hate crimes; 2021/22 - 130 recorded hate crimes; 2022/23 - 146 recorded hate crimes; 2023/24 - 128 recorded hate crimes; 2024/25 - 193 recorded hate crimes.

12. Recorded Hate Crimes (1st April – 21st April)

Table 3.3: Recorded Hate Crime (North Command)

Division	Area Command	2024/25
North East	Aberdeen North - AK	13
	Aberdeen South - AU	5
	Aberdeenshire North - AP	9
	Aberdeenshire South - AV	1
	Moray - AE	5
Tayside	Dundee City - DC	21
	Perth & Kinross - DP	10
	Angus - DE	9
Highland and Islands	North Highlands - NE	9
	Inverness - NA	10
	South Highlands - NB	3
	Western Isles - ND	1
	Orkney - NK	0
	Shetland - NL	1
Total		97

13. Recorded Hate Crimes (1st April – 21st April)

Table 3.3: Description of data

Information presented in Table 3.3. Recorded Hate Crimes 1st April 2024 - 21st April 2024:

Aberdeen North - AK 13;
Aberdeen South - AU 5;
Aberdeenshire North - AP 9;
Aberdeenshire South - AV 1;
Moray - AE 5;
Dundee City - DC 21;
Perth & Kinross - DP 10;
Angus - DE 9;
North Highlands - NE 9;
Inverness - NA 10;
South Highlands - NB 3;
Western Isles - ND 1;
Orkney - NK 0;
Shetland - NL 1

14. Recorded Hate Crimes (1st April – 21st April)

Table 3.4: Recorded Hate Crime (East Command)

Division	Area Command	2024/25
Forth Valley	Stirling - CS	11
	Clackmannanshire - CA	7
	Falkirk - CF	19
Edinburgh	Edinburgh South East - EC	63
	Edinburgh North West - EN	20
	Edinburgh South West - ES	12
	Edinburgh North East - ED	13
Lothian and Borders	East Lothian - JE	7
	Midlothian - JL	9
	Scottish Borders - JB	4
	West Lothian - JG	26
Fife	Central Fife - PA	14
	East Fife - PB	7
	West Fife - PD	7
	Levenmouth - PL	7
	Cowdenbeath - PJ	9
	Glenrothes - PG	4
Total		239

15. Recorded Hate Crimes (1st April – 21st April)

Table 3.4: Description of data

Information presented in Table 3.4. Recorded Hate Crimes 1st April 2024 - 21st April 2024:

Stirling - CS 11;
Clackmannanshire - CA 7;
Falkirk - CF 19;
Edinburgh South-East - EC 63;
Edinburgh North-West - EN 20;
Edinburgh South-West - ES 12;
Edinburgh North-East - ED 13;
East Lothian - JE 7;
Midlothian - JL 9;
Scottish Borders - JB 4;
West Lothian - JG 26;
Central Fife - PA 14;
East Fife - PB 7;
West Fife - PD 7;
Levenmouth - PL 7;
Cowdenbeath - PJ 9;
Glenrothes - PG 4

16. Recorded Hate Crimes (1st April – 21st April)

Table 3.5: Recorded Hate Crime (West Command)

Division	Area Command	2024/25
Greater Glasgow	Glasgow City Centre - GP	35
	Glasgow East - GK	34
	Glasgow North West - GU	10
	Glasgow North - GF	8
	Glasgow South West - GA	25
	East Dunbartonshire - GJ	2
	Glasgow South East - GD	19
	East Refrewshire - GC	5
	Ayrshire	East Ayrshire - UC
North Ayrshire - UA		7
South Ayrshire - UD		10
Lanarkshire	Monklands and Cumbernauld - QG	17
	Wishaw Motherwell and Bellshill - QE	11
	East Kilbride Cambuslang and Rutherglen - QA	15
	Hamilton and Clydesdale - QB	11
Argyll and West Dunbartonshire	Cowal, Bute & Helensburgh - LD	4
	Oban, Mid Argyll, Kintyre and the Islands - LB	5
	West Dunbartonshire - LA	12
Renfrewshire and Inverclyde	Inverclyde - KC	7
	Paisley - KA	12
	Renfrew - KB	4
Dumfries and Galloway	Dumfriesshire - VA	11
	Galloway - VG	3
Total		280

17. Recorded Hate Crimes (1st April – 21st April)

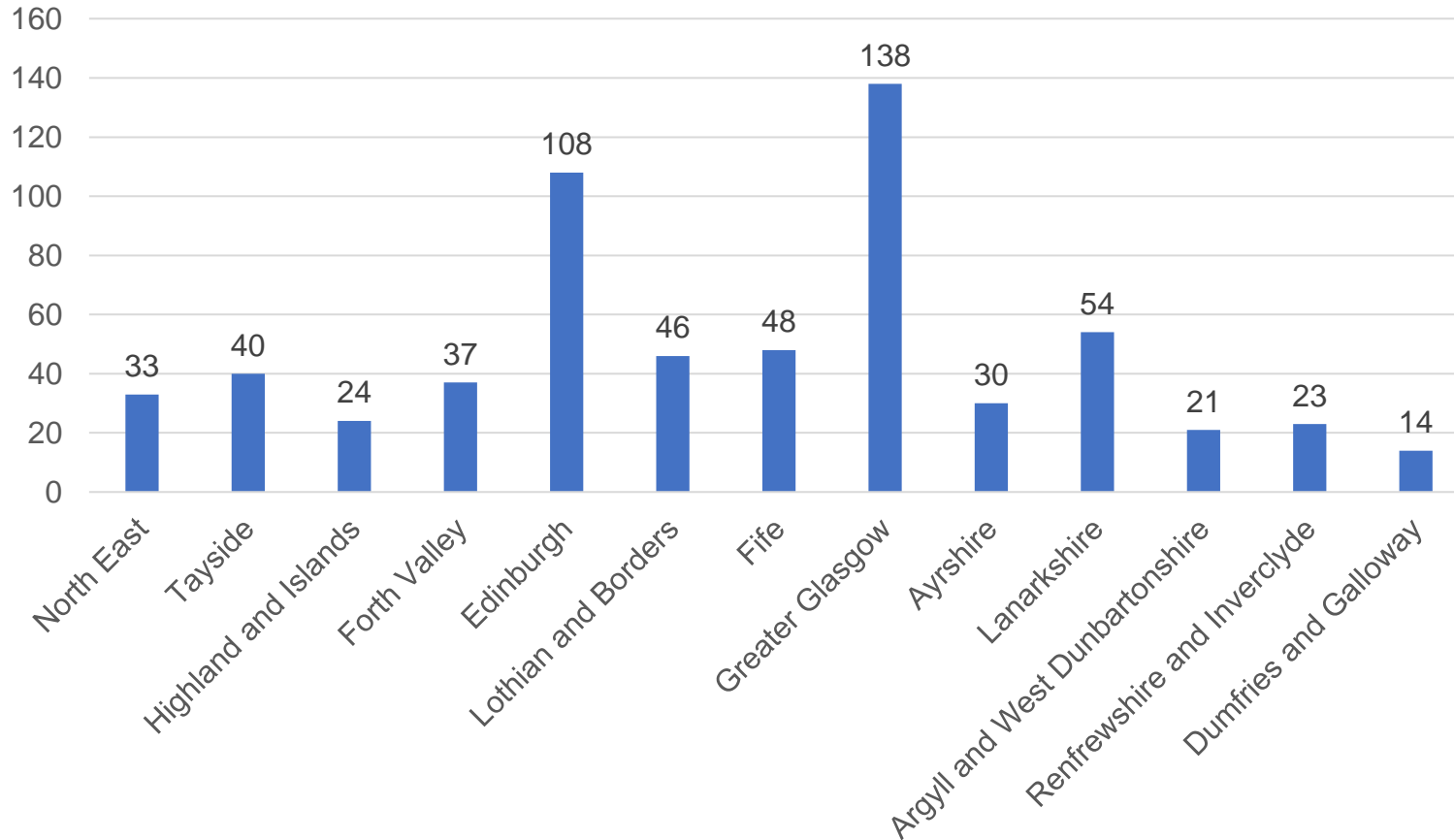
Table 3.5: Description of data

Information presented in Table 3.5. Recorded Hate Crimes 1st April 2024 - 21st April 2024:

Glasgow City Centre - GP 35; Glasgow East - GK 34; Glasgow North West – GU 10;
Glasgow North - GF 8; Glasgow South West – GA 25; East Dunbartonshire - GJ 2;
Glasgow South East - GD 19; East Refrewshire - GC 5; East Ayrshire - UC 13; North Ayrshire - UA 7;
South Ayrshire - UD 10; Monklands and Cumbernauld - QG 17; Wishaw Motherwell and Bellshill - QE 11;
East Kilbride Cambuslang and Rutherglen - QA 15; Hamilton and Clydesdale - QB 11; Cowal, Bute &
Helensburgh - LD 4; Oban, Mid Argyll, Kintyre and the Islands - LB 5;
West Dunbartonshire - LA 12; Inverclyde – KC 7; Paisley - KA 12; Renfrew - KB 4;
Dumfriesshire - VA 11; Galloway - VG 3

18. Recorded Hate Crimes (1st April – 21st April)

Table 3.6: Recorded Hate Crime (Police Divisions)



19. Recorded Hate Crimes (1st April – 21st April)

Table 3.6: Description of data

Information presented in Table 3.6. Recorded Hate Crimes 1st April 2024 - 21st April 2024:

North East - 33
Tayside - 40
Highland and Islands - 24
Forth Valley - 37
Edinburgh - 108
Lothian and Borders - 46
Fife - 48
Greater Glasgow - 138
Ayrshire - 30
Lanarkshire - 54
Argyll and West Dunbartonshire - 21
Renfrewshire and Inverclyde - 23
Dumfries and Galloway - 14

20. Recorded Hate Crimes (15th April – 21st April)

Table 3.7: Recorded Hate Crime by Date

Period	2019/20	2020/21	2021/22	2022/23	2023/24	2024/25
15th April	13	17	21	24	14	25
16th April	24	14	19	19	26	25
17th April	9	16	23	27	24	24
18th April	22	19	21	22	17	35
19th April	23	17	23	20	21	31
20th April	19	10	7	7	15	29
21st April	18	10	16	27	11	24
Total	128	103	130	146	128	193

Information presented in Table 3.7 above: Recorded hate crimes on each date - 15th April 2019/20 – 13; 2020/21 – 17; 2021/22 – 21; 2022/23 – 24; 2023/24 – 14; 2024/25 – 25; 16th April 2019/20 -24; 2020/21 – 14; 2021/22-19; 2022/23 -19; 2023/24-26; 2024/25 – 25; 17th April 2019/20 – 9; 2020/21 – 16; 2021/22 – 23; 2022/23 - 27; 2023/24 – 24; 2024/25 – 24; 18th April 2019/20 – 22; 2020/21 – 19; 2021/22 – 21; 2022/23 – 22; 2023/24 – 17; 2024/25 – 35; 19th April 2019/20 – 23; 2020/21 – 17; 2021/22 – 23; 2022/23 – 20; 2023/24 – 21; 2024/25 – 31; 20th April 2019/20 – 19; 2020/21 – 10; 2021/22 – 7; 2022/23 - 7; 2023/24 – 15; 2024/25 – 29; 21st April 2019/20 – 18; 2020/21 -10; 2021/22 -16; 2022/23 -27; 2023/24 -11; 2024/25 - 24

Caveats for Tables 3.1 - 3.7

All statistics are provisional and should be treated as management information. All data have been extracted from Police Scotland internal systems and are correct as of 22nd April 2024.

1. The data prior to the 1st April 2024 has been extracted from the Interim Vulnerable Persons Database (iVPD) using the 'incident created' date.
2. The data from the 1st April 2024 has been extracted from the National Crime Unifi database using the 'date raised'.
3. Please note, the data from iVPD has been extracted based on crimes/offences which include at least one of the hate aggravators.
4. Please note, the data from National Unifi Crime has been extracted based on crimes/offences which include at least one of the hate aggravators and/or are one of the following offences:
 - Racially aggravated harassment
 - Racially aggravated conduct
 - Stirring up hatred: Racial
 - Stirring up hatred: Other Group
 - Race Relations Legislation (Public Order Act)

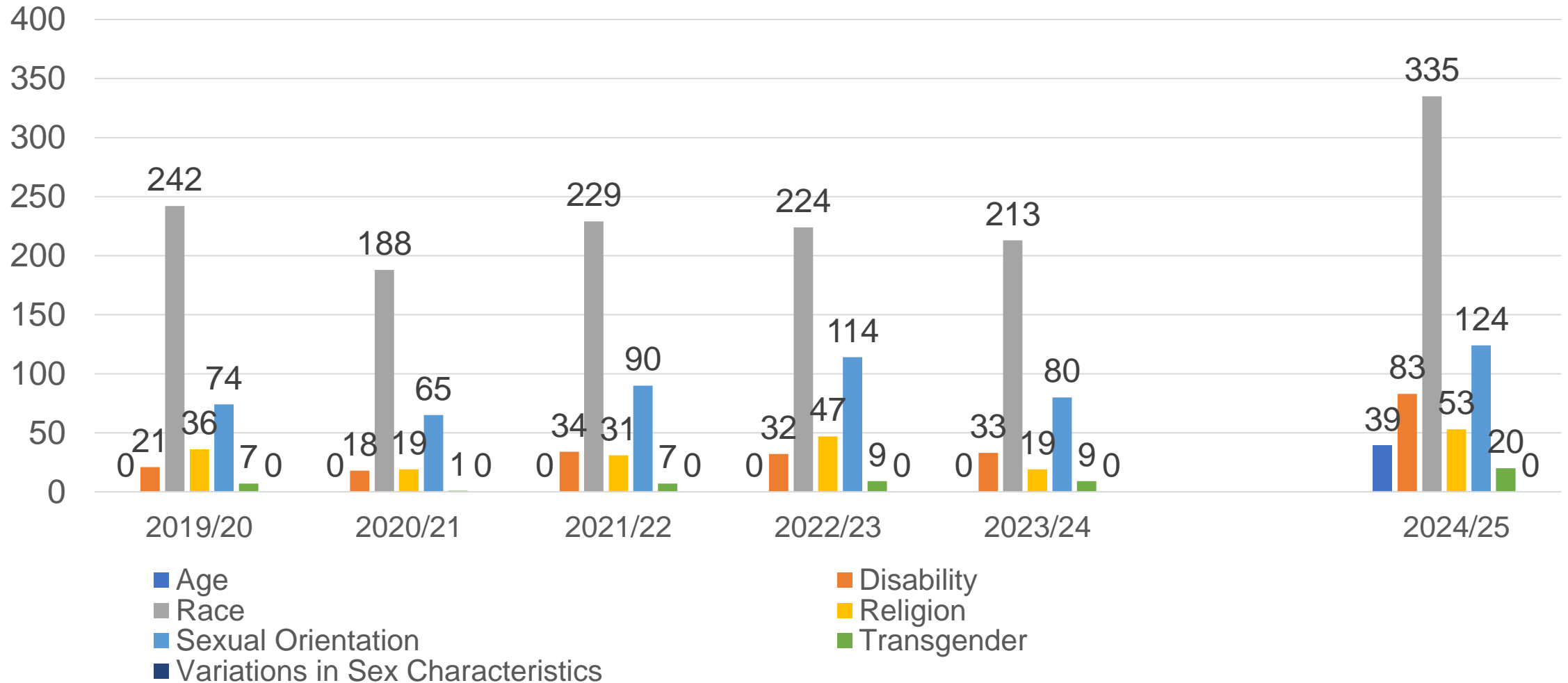
22. Recorded Hate Crimes (1st April – 21st April)

Caveats for Tables 3.1 – 3.7

5. Please note, Tables 3.1 – 3.7 display a count of unique hate crimes, and not a count of aggravators. Multiple aggravators can be added to the one hate crime.
6. Please note, due to the different sources of data being used, and the different methodology/counting rules, comparison of recorded hate crimes from the 1st April 2024 with recorded hate crimes prior to the 1st April 2024 would not be advised. Any comparison of the two datasets should be carried out with caution.
7. Please note, of the 616 hate crimes, 0 recorded hate crime relates to ‘Stirring up hatred: Racial’; and 9 recorded hate crimes relate to ‘Stirring up hatred: Other Group’.

23. Recorded Hate Crime Aggravators (1st April – 21st April)

Table 4.1: Recorded Hate Crime Aggravators



24. Recorded Hate Crime Aggravators (1st April – 21st April)

Table 4.2: Recorded Hate Crime Aggravators

Aggravator	2019/20	2020/21	2021/22	2022/23	2023/24	2024/25
Age	-	-	-	-	-	39
Disability	21	18	34	32	33	83
Race	242	188	229	224	213	335
Religion	36	19	31	47	19	53
Sexual Orientation	74	65	90	114	80	124
Transgender	7	1	7	9	9	20
Variations in Sex Characteristics	-	-	-	-	-	0
Total	380	291	391	426	354	654

25. Recorded Hate Crime Aggravators (1st April – 21st April)

Tables 4.1 and 4.2: Description of data within graph and table

Information presented in Table 4.1 and Table 4.2 (1st April - 21st April): Recorded hate crimes with 'Age' aggravator 2019/20 - 0; 2020/21 - 0; 2021/22 - 0; 2022/23 - 0; 2023/24 - 0; 2024/25 - 39. Financial Year to date recorded hate crimes with 'Disability' aggravator 2019/20 - 21; 2020/21 - 18; 2021/22 - 34; 2022/23 - 32; 2023/24 - 33; 2024/25 - 83. Financial Year to date recorded hate crimes with 'Race' aggravator 2019/20 - 242; 2020/21 - 188; 2021/22 - 229; 2022/23 - 224; 2023/24 - 213; 2024/25 - 335. Financial Year to date recorded hate crimes with 'Religion' aggravator 2019/20 - 36; 2020/21 - 19; 2021/22 - 31; 2022/23 - 47; 2023/24 - 19; 2024/25 - 53. Financial Year to date recorded hate crimes with 'Sexual Orientation' aggravator 2019/20 - 74; 2020/21 - 65; 2021/22 - 90; 2022/23 - 114; 2023/24 - 80; 2024/25 - 124. Financial Year to date recorded hate crimes with 'Transgender' aggravator 2019/20 - 7; 2020/21 - 1; 2021/22 - 7; 2022/23 - 9; 2023/24 - 9; 2024/25 - 20. Financial Year to date recorded hate crimes with 'Variations in Sex Characteristics' aggravator 2019/20 - 0; 2020/21 - 0; 2021/22 - 0; 2022/23 - 0; 2023/24 - 0; 2024/25 - 0.

26. Recorded Hate Crime Aggravators (1st April – 21st April)

Caveats for Tables 4.1 and 4.2

All statistics are provisional and should be treated as management information. All data have been extracted from Police Scotland internal systems and are correct as of 22nd April 2024.

1. The data prior to the 1st April 2024 has been extracted from the iVPD database using the ‘incident created’ date..
2. The data from the 1st April 2024 has been extracted from the National Crime Unifi database using the ‘date raised’.
3. Please note, the data from iVPD has been extracted based on crimes/offences which include at least one of the hate aggravators.
4. Please note, the data from National Unifi Crime has been extracted based on the hate crime aggravators. Not all recorded hate crimes include an aggravator within National Unifi Crime.
5. Please note, Tables 4.1 and 4.2 display a count of aggravators. Multiple aggravators can be added to the one hate crime.

27. Recorded Hate Crime Aggravators (1st April – 21st April)

Caveats for Tables 4.1 and 4.2

6. Please note, due to the different sources of data being used, and the different methodology/counting rules, comparison of recorded hate crimes from the 1st April 2024 with recorded hate crimes prior to the 1st April 2024 would not be advised. Any comparison of the two datasets should be carried out with caution.
7. Please note, the aggravators 'Age' and 'Variations in Sex Characteristics' were introduced on the 1st April 2024. These aggravators could not be selected from the iVPD database.