

COVID-19 WEEKLY BULLETIN

15th October – 21st October 2020

SERVING A
CHANGING SCOTLAND



SCOTTISH POLICE
AUTHORITY

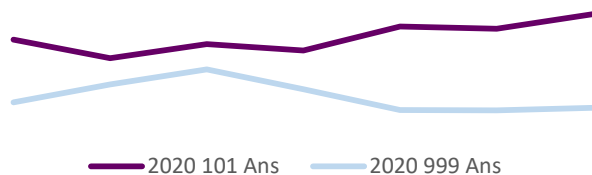
No figures should be considered as Official Police Statistics. These may not yet have been verified or validated.

OFFICIAL

Service Centre Demand

Service Centre Demand

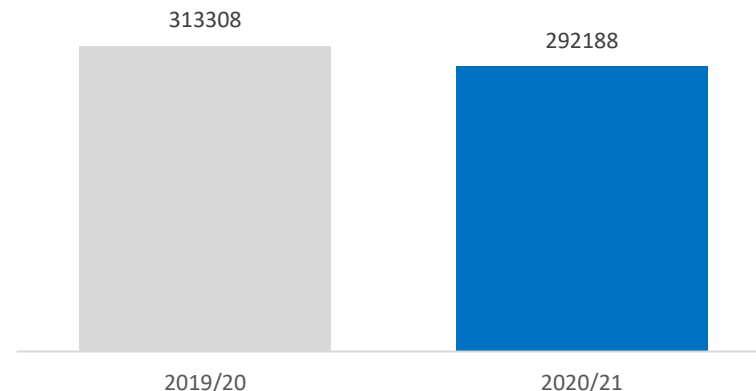
The volume of 101 calls answered were relatively consistent over the first part of the week thereafter increasing towards the end of the reporting week. The volume of 999 calls answered increased over the weekend 16th to 18th October and showed relatively consistent levels for the remainder of the reporting week.



Crime Levels

Crime Volume (9 March – Present compared to Previous Year)

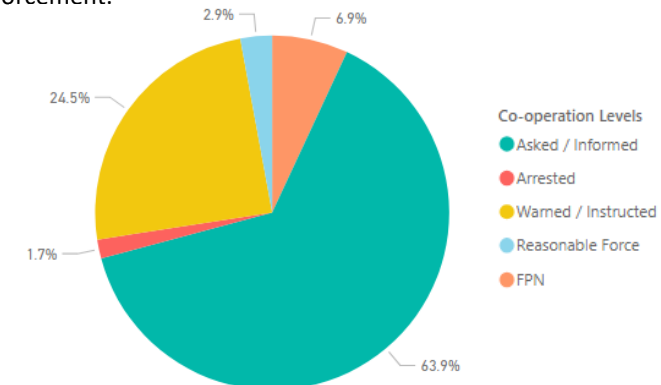
Crime has continued to trend at levels lower than the seasonal average, and total volume year to date is still considerably lower than last year. Total 'Year to Date' volume is displayed below, further data is available in the Crime slide.



Coronavirus Legislation

Co-operation with new Coronavirus Legislation

The below chart is indicative of the co-operation levels experienced by police over the last 7 days. The vast majority of interactions between police and the public continue to be resolved without enforcement.



Recorded COVID Charges

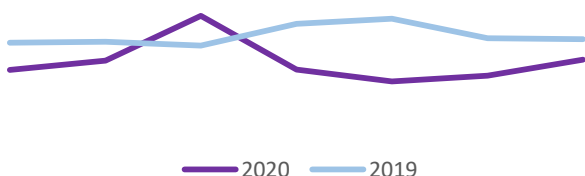
61

Recorded COVID Charges are pulled from Police Scotland CRIME systems rather than CVI. Enforcement activity includes Fixed Penalty Notices and offences recorded on Police Scotland's Crime Recording System

Incident Demand

Incident Demand

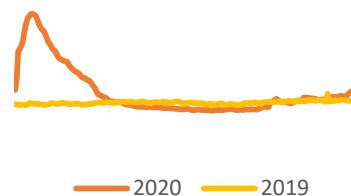
Incident volume increased over the weekend for the 16th and 17th October 2020 thereafter returning to and remaining at relatively consistent levels for the remainder of week. Overall incident volume continues to show lower levels compared to the same time last year.



Staff Absence and Welfare

Absences

Absences throughout the entire week has trended above levels when compared to 2019.



Staff COVID Screening

Testing of key workers for COVID-19 continues and the number of tests arranged for Police Scotland employees is broken down later in this report.

House Gatherings in Private Dwellings

From 12th October – 18th October police attended 307 'House Gatherings' Incidents.

Further data is available in the Incident Demand – House Gatherings slide.

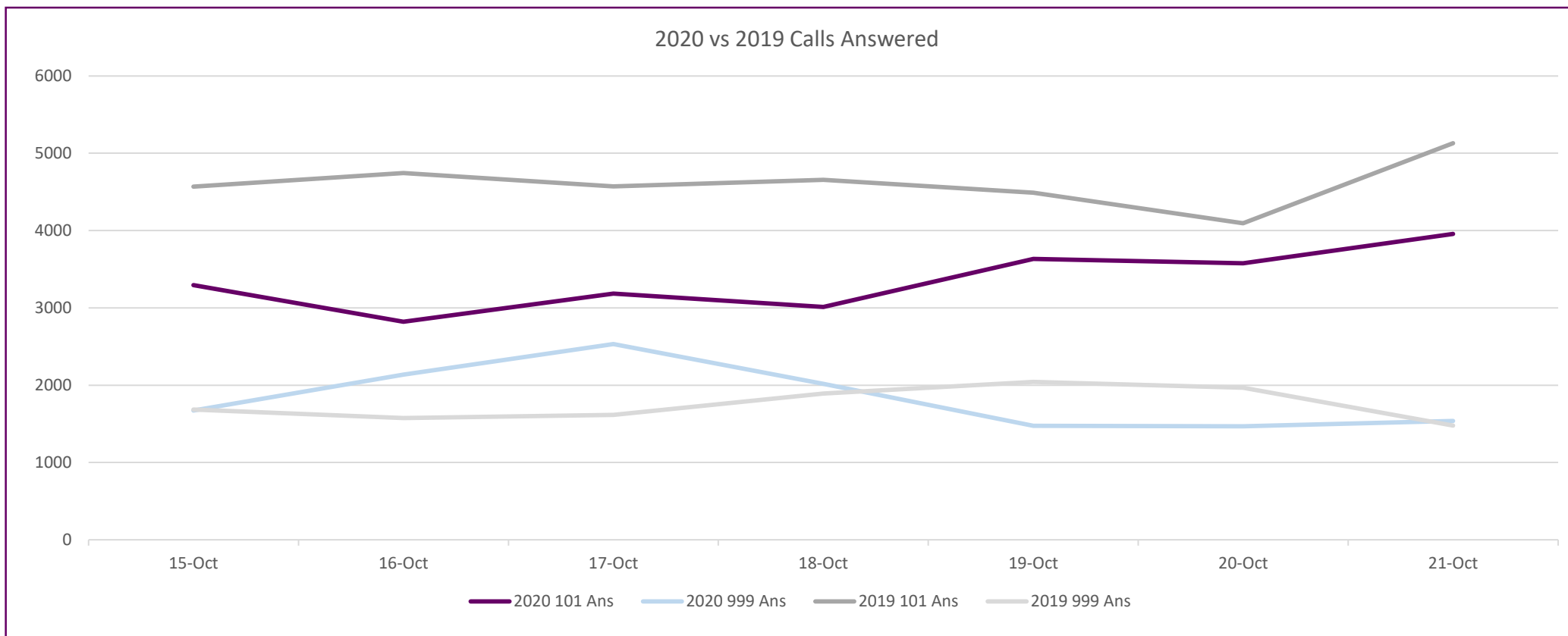
Total Referrals to 18th October

Public Health Scotland Travel Regs. Referrals	537
Investigated by Resolution Team	285
Investigated by Local Policing	251
Investigations Ongoing	1
FPNs issued for breach of Travel Regs.	7

Note: The referral figures are a count of reports submitted to Police Scotland. These will therefore vary from counts of the number of individuals.

FPNs may be derived from PHS, Home Office Referrals or from operational incidents.

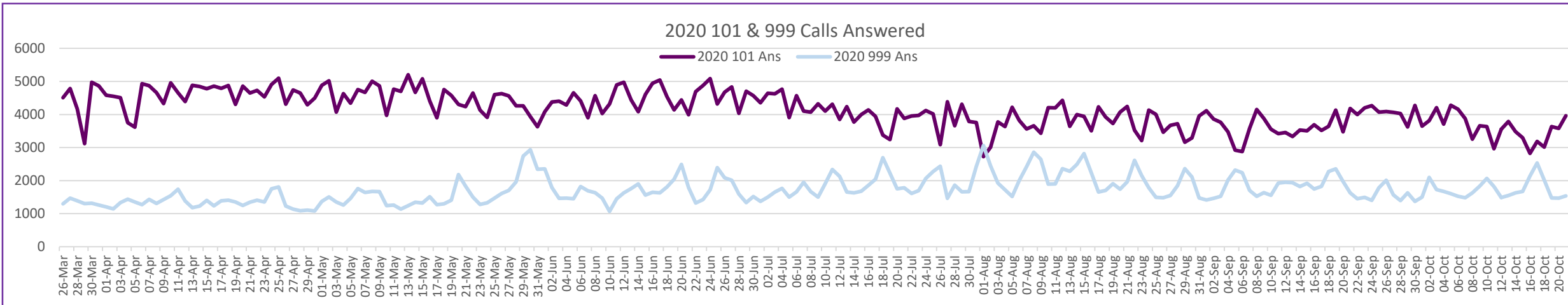
Weekly Service Centre Demand (15th October – 21st October 2020)



	15-Oct	16-Oct	17-Oct	18-Oct	19-Oct	20-Oct	21-Oct	Total
2020 101 Ans	3295	2820	3185	3012	3634	3577	3958	23481
2020 999 Ans	1672	2138	2531	2017	1473	1467	1536	12834
2019 101 Ans	4569	4744	4573	4655	4491	4096	5131	32259
2019 999 Ans	1684	1576	1615	1891	2044	1966	1477	12253



Cumulative Service Centre Demand (19th March – 21st October 2020)

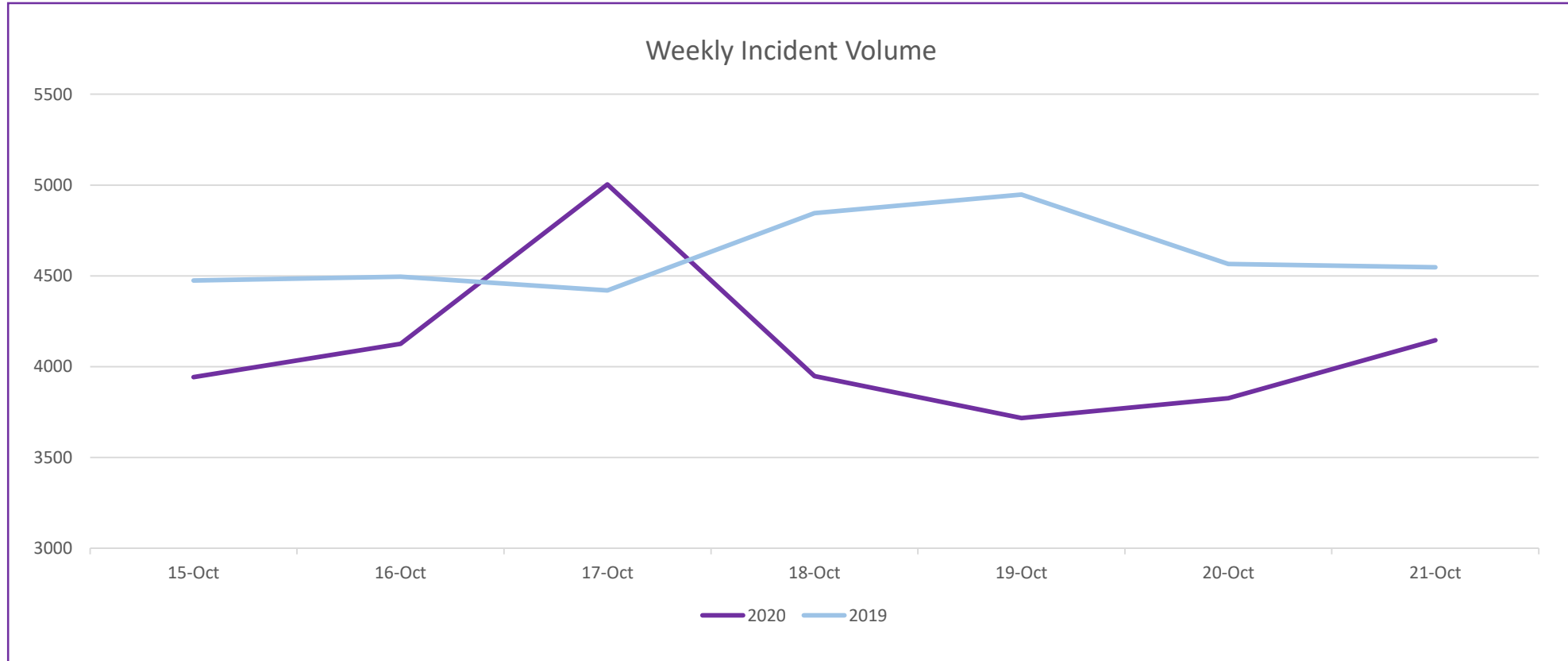


Total	Total																														
2020 101 Ans	894972																														
2020 999 Ans	371924																														
April	01-Apr	02-Apr	03-Apr	04-Apr	05-Apr	06-Apr	07-Apr	08-Apr	09-Apr	10-Apr	11-Apr	12-Apr	13-Apr	14-Apr	15-Apr	16-Apr	17-Apr	18-Apr	19-Apr	20-Apr	21-Apr	22-Apr	23-Apr	24-Apr	25-Apr	26-Apr	27-Apr	28-Apr	29-Apr	30-Apr	
2020 101 Ans	4579	4550	4506	3753	3618	4935	4873	4663	4332	4954	4654	4394	4881	4846	4780	4861	4793	4874	4303	4856	4647	4728	4530	4910	5101	4311	4739	4647	4295	4494	
2020 999 Ans	1204	1145	1333	1440	1355	1272	1432	1312	1426	1545	1739	1386	1182	1232	1403	1238	1391	1406	1354	1248	1348	1408	1353	1752	1808	1231	1137	1090	1106	1082	
May	01-May	02-May	03-May	04-May	05-May	06-May	07-May	08-May	09-May	10-May	11-May	12-May	13-May	14-May	15-May	16-May	17-May	18-May	19-May	20-May	21-May	22-May	23-May	24-May	25-May	26-May	27-May	28-May	29-May	30-May	31-May
2020 101 Ans	4884	5017	4069	4630	4340	4751	4665	5008	4865	3974	4764	4701	5205	4668	5080	4412	3898	4754	4576	4302	4235	4652	4131	3911	4600	4629	4563	4264	4260	3935	3626
2020 999 Ans	1369	1509	1353	1257	1461	1761	1644	1670	1666	1240	1257	1135	1244	1344	1322	1510	1271	1295	1407	2185	1831	1500	1278	1325	1467	1613	1702	1961	2741	2936	2342
June	01-Jun	02-Jun	03-Jun	04-Jun	05-Jun	06-Jun	07-Jun	08-Jun	09-Jun	10-Jun	11-Jun	12-Jun	13-Jun	14-Jun	15-Jun	16-Jun	17-Jun	18-Jun	19-Jun	20-Jun	21-Jun	22-Jun	23-Jun	24-Jun	25-Jun	26-Jun	27-Jun	28-Jun	29-Jun	30-Jun	
2020 101 Ans	4086	4376	4403	4289	4657	4411	3899	4568	4029	4315	4896	4974	4443	4086	4608	4947	5045	4538	4139	4441	3994	4691	4877	5084	4316	4677	4831	4033	4706	4569	
2020 999 Ans	2356	1791	1465	1470	1448	1819	1690	1637	1467	1070	1452	1629	1757	1902	1564	1646	1628	1805	2041	2493	1786	1321	1429	1720	2392	2085	2010	1593	1332	1518	
July	01-Jul	02-Jul	03-Jul	04-Jul	05-Jul	06-Jul	07-Jul	08-Jul	09-Jul	10-Jul	11-Jul	12-Jul	13-Jul	14-Jul	15-Jul	16-Jul	17-Jul	18-Jul	19-Jul	20-Jul	21-Jul	22-Jul	23-Jul	24-Jul	25-Jul	26-Jul	27-Jul	28-Jul	29-Jul	30-Jul	31-Jul
2020 101 Ans	4357	4642	4623	4769	3902	4570	4099	4073	4323	4099	4313	3852	4237	3768	4000	4136	3941	3376	3242	4169	3879	3954	3971	4121	4013	3085	4384	3658	4309	3788	3760
2020 999 Ans	1371	1502	1651	1764	1499	1662	1952	1666	1502	1907	2338	2128	1656	1631	1680	1856	2039	2696	2225	1751	1784	1613	1694	2064	2274	2434	1465	1860	1662	1664	2429
August	01-Aug	02-Aug	03-Aug	04-Aug	05-Aug	06-Aug	07-Aug	08-Aug	09-Aug	10-Aug	11-Aug	12-Aug	13-Aug	14-Aug	15-Aug	16-Aug	17-Aug	18-Aug	19-Aug	20-Aug	21-Aug	22-Aug	23-Aug	24-Aug	25-Aug	26-Aug	27-Aug	28-Aug	29-Aug	30-Aug	31-Aug
2020 101 Ans	2725	3005	3778	3637	4217	3821	3560	3656	3432	4204	4202	4428	3640	3996	3944	3508	4231	3921	3729	4074	4242	3524	3210	4130	4005	3461	4384	3658	4309	3788	3760
2020 999 Ans	3060	2447	1922	1722	1516	2002	2423	2862	2641	1894	1899	2361	2280	2491	2814	2233	1654	1704	1903	1737	1959	2612	2151	1785	1491	1484	1465	1860	1662	1664	2429
September	01-Sep	02-Sep	03-Sep	04-Sep	05-Sep	06-Sep	07-Sep	08-Sep	09-Sep	10-Sep	11-Sep	12-Sep	13-Sep	14-Sep	15-Sep	16-Sep	17-Sep	18-Sep	19-Sep	20-Sep	21-Sep	22-Sep	23-Sep	24-Sep	25-Sep	26-Sep	27-Sep	28-Sep	29-Sep	30-Sep	
2020 101 Ans	4117	3859	3859	3763	3472	2921	2879	3579	4154	3555	3419	3456	3335	3528	3506	3690	3515	3641	4134	3473	4182	3998	4198	4266	4071	4087	4065	4029	3622	4277	
2020 999 Ans	1414	1461	1461	1527	2016	2317	2241	1701	1527	1555	1923	1946	1937	1820	1919	1746	1826	2277	2353	1976	1627	1448	1496	1399	1783	2012	1569	1396	1628	1368	
October	01-Oct	02-Oct	03-Oct	04-Oct	05-Oct	06-Oct	07-Oct	08-Oct	09-Oct	10-Oct	11-Oct	12-Oct	13-Oct	14-Oct	15-Oct	16-Oct	17-Oct	18-Oct	19-Oct	20-Oct	21-Oct										
2020 101 Ans	3644	3815	4209	3706	4281	4160	3875	3256	3659	3634	2962	3553	3790	3480	3295	2820	3185	3012	3634	3577	3958										
2020 999 Ans	1500	2094	1727	1673	1606	1523	1484	1628	1831	2066	1817	1487	1547	1632	1672	2138	2531	2017	1473	1467	1536										

No figures should be considered as Official Police Statistics. These may not yet have been verified or validated.

OFFICIAL

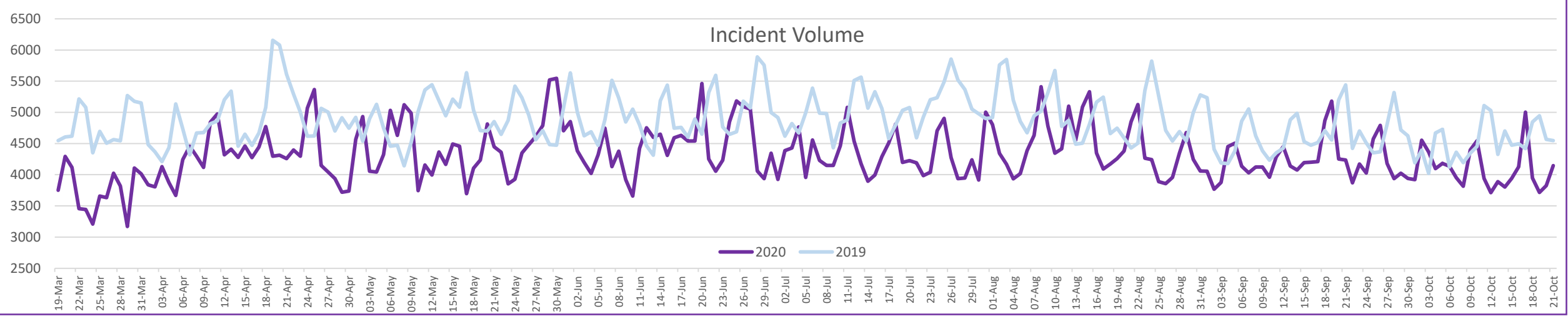
Weekly Incident Demand 15th October – 21st October 2020)



	15-Oct	16-Oct	17-Oct	18-Oct	19-Oct	20-Oct	21-Oct	Total
2020	3942	4126	5004	3948	3717	3826	4145	28708
2019	4475	4495	4420	4846	4947	4566	4548	32297



Cumulative Incident Demand (19th March – 21st October 2020)



Total	Total																													March	19-Mar	20-Mar	21-Mar	22-Mar	23-Mar	24-Mar	25-Mar	26-Mar	27-Mar	28-Mar	29-Mar	30-Mar	31-Mar
2020	934757																													2020	3752	4293	4117	3455	3443	3207	3659	3631	4023	3819	3169	4109	4014
2019	1055097																													2019	4549	4606	4618	5217	5082	4351	4695	4507	4564	4544	5270	5176	5152
April	01-Apr	02-Apr	03-Apr	04-Apr	05-Apr	06-Apr	07-Apr	08-Apr	09-Apr	10-Apr	11-Apr	12-Apr	13-Apr	14-Apr	15-Apr	16-Apr	17-Apr	18-Apr	19-Apr	20-Apr	21-Apr	22-Apr	23-Apr	24-Apr	25-Apr	26-Apr	27-Apr	28-Apr	29-Apr	30-Apr													
2020	3837	3806	4130	3874	3666	4242	4458	4298	4117	4844	4974	4319	4408	4277	4462	4276	4444	4771	4296	4312	4258	4395	4296	5067	5366	4150	4042	3937	3719	3738													
2019	4482	4368	4209	4436	5134	4738	4321	4668	4676	4818	4863	5202	5340	4457	4651	4470	4668	5079	6157	6080	5611	5292	5004	4617	4622	5063	5002	4701	4915	4747													
May	01-May	02-May	03-May	04-May	05-May	06-May	07-May	08-May	09-May	10-May	11-May	12-May	13-May	14-May	15-May	16-May	17-May	18-May	19-May	20-May	21-May	22-May	23-May	24-May	25-May	26-May	27-May	28-May	29-May	30-May	31-May												
2020	4568	4932	4056	4042	4324	5033	4631	5122	4986	3746	4155	3995	4363	4164	4492	4458	3697	4104	4237	4814	4447	4360	3854	3927	4350	4481	4613	4787	5520	5547	4706												
2019	4921	4539	4896	5130	4749	4458	4474	4144	4516	5012	5361	5445	5189	4946	5213	5083	5637	5037	4707	4701	4851	4647	4873	5420	5236	4957	4559	4708	4482	4473	5074												
June	01-Jun	02-Jun	03-Jun	04-Jun	05-Jun	06-Jun	07-Jun	08-Jun	09-Jun	10-Jun	11-Jun	12-Jun	13-Jun	14-Jun	15-Jun	16-Jun	17-Jun	18-Jun	19-Jun	20-Jun	21-Jun	22-Jun	23-Jun	24-Jun	25-Jun	26-Jun	27-Jun	28-Jun	29-Jun	30-Jun													
2020	4854	4383	4197	4021	4321	4747	4130	4377	3922	3658	4421	4754	4599	4651	4311	4593	4632	4542	4540	5462	4252	4057	4232	4849	5182	5094	5051	4058	3936	4345													
2019	5632	5002	4626	4689	4469	4882	5515	5233	4847	5051	4801	4464	4312	5186	5438	4746	4759	4603	4895	4650	5317	5594	4766	4647	4690	5180	5071	5889	5759	4996													
July	01-Jul	02-Jul	03-Jul	04-Jul	05-Jul	06-Jul	07-Jul	08-Jul	09-Jul	10-Jul	11-Jul	12-Jul	13-Jul	14-Jul	15-Jul	16-Jul	17-Jul	18-Jul	19-Jul	20-Jul	21-Jul	22-Jul	23-Jul	24-Jul	25-Jul	26-Jul	27-Jul	28-Jul	29-Jul	30-Jul	31-Jul												
2020	3924	4388	4430	4765	3956	4557	4228	4148	4148	4464	5082	4537	4174	3895	3995	4292	4509	4815	4197	4225	4192	3985	4041	4706	4904	4276	3937	3948	4240	3915	5005												
2019	4918	4618	4819	4668	4995	5388	4988	4980	4432	4831	4877	5511	5565	5067	5332	5061	4581	4801	5032	5076	4591	4922	5203	5235	5489	5853	5519	5368	5052	4979	4902												
August	01-Aug	02-Aug	03-Aug	04-Aug	05-Aug	06-Aug	07-Aug	08-Aug	09-Aug	10-Aug	11-Aug	12-Aug	13-Aug	14-Aug	15-Aug	16-Aug	17-Aug	18-Aug	19-Aug	20-Aug	21-Aug	22-Aug	23-Aug	24-Aug	25-Aug	26-Aug	27-Aug	28-Aug	29-Aug	30-Aug	31-Aug												
2020	4804	4342	4167	3934	4019	4388	4630	5412	4783	4344	4417	5099	4554	5087	5331	4348	4091	4171	4258	4382	4848	5127	4264	4244	3888	3858	3958	4347	4677	4246	4059												
2019	4917	5761	5847	5195	4855	4674	4946	5020	5314	5673	4774	4872	4490	4505	4812	5165	5245	4660	4748	4590	4428	4507	5350	5821	5265	4712	4542	4692	4541	4998	5281												
Sept	01-Sep	02-Sep	03-Sep	04-Sep	05-Sep	06-Sep	07-Sep	08-Sep	09-Sep	10-Sep	11-Sep	12-Sep	13-Sep	14-Sep	15-Sep	16-Sep	17-Sep	18-Sep	19-Sep	20-Sep	21-Sep	22-Sep	23-Sep	24-Sep	25-Sep	26-Sep	27-Sep	28-Sep	29-Sep	30-Sep													
2020	4055	3766	3877	4451	4505	4135	4029	4123	4125	3959	4287	4450	4139	4076	4194	4202	4211	4868	5180	4253	4235	3871	4172	4027	4573	4792	4183	3937	4023	3942													
2019	5235	4408	4189	4177	4381	4858	5054	4626	4385	4232	4352	4424	4880	4984	4532	4475	4516	4709	4556	5200	5440	4422	4702	4509	4352	4367	4805	5319	4717	4625													
Oct	01-Oct	02-Oct	03-Oct	04-Oct	05-Oct	06-Oct	07-Oct	08-Oct	09-Oct	10-Oct	11-Oct	12-Oct	13-Oct	14-Oct	15-Oct	16-Oct	17-Oct	18-Oct	19-Oct	20-Oct	21-Oct																						
2020	3921	4555	4363	4097	4180	4138	3953	3815	4396	4543	3939	3711	3889	3802	3942	4126	5004	3948	3717	3826	4145																						
2019	4191	4392	4020	4670	4728	4125	4362	4193	4344	4454	5111	5030	4325	4702	4475	4495	4420	4846	4947	4566	4548																						

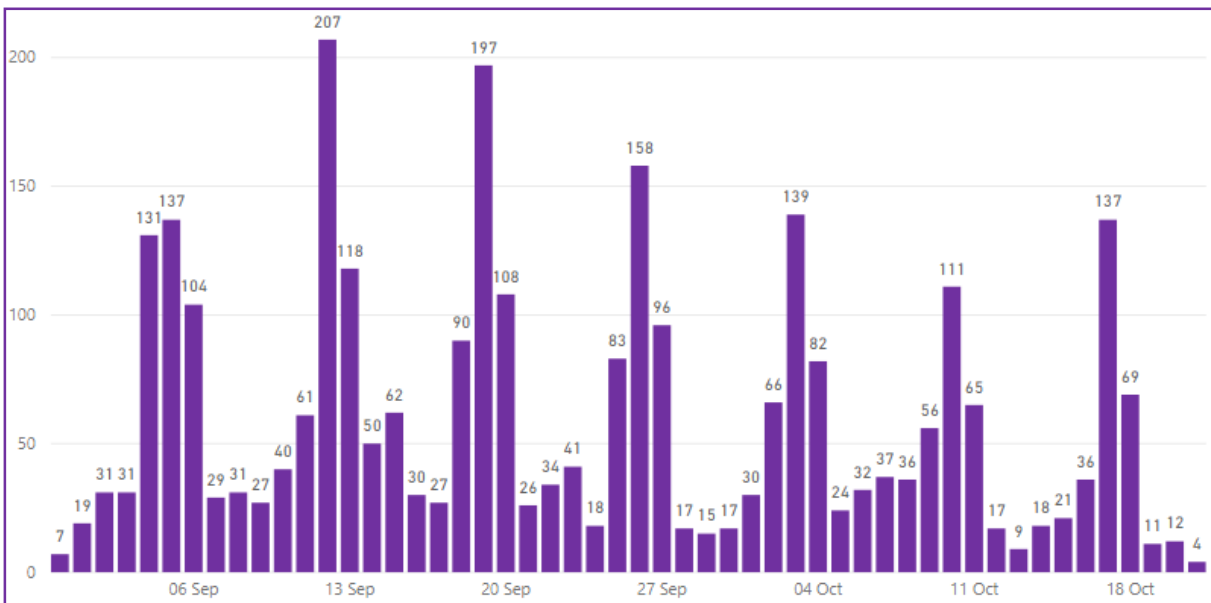
Note: No figures should be considered as Official Police Statistics. These may not yet have been verified or validated.

OFFICIAL

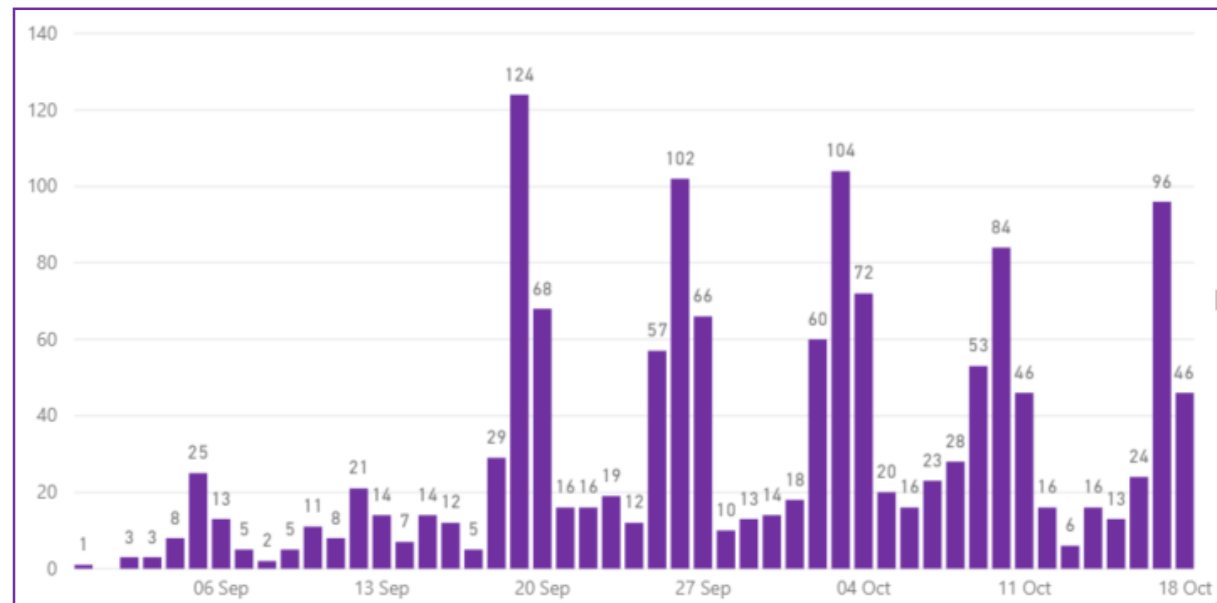
Incident Demand – House Gatherings (31st August – 18th October 2020)

From Friday 28th August 2020, additional monitoring of ‘house gatherings’ incidents has taken place. This will be reported weekly going forward.

Attended ‘House Gatherings’ Incidents



Attended ‘House Gatherings’ Breaching Restrictions



Totals	31 Aug – 18 Oct	12 Oct – 18 Oct
No. of House Gatherings Attended	3027	307
No. of House Gatherings Breaching Restrictions	1444	217
No. of FPNs issued	498	88
No. of Arrests	97	18

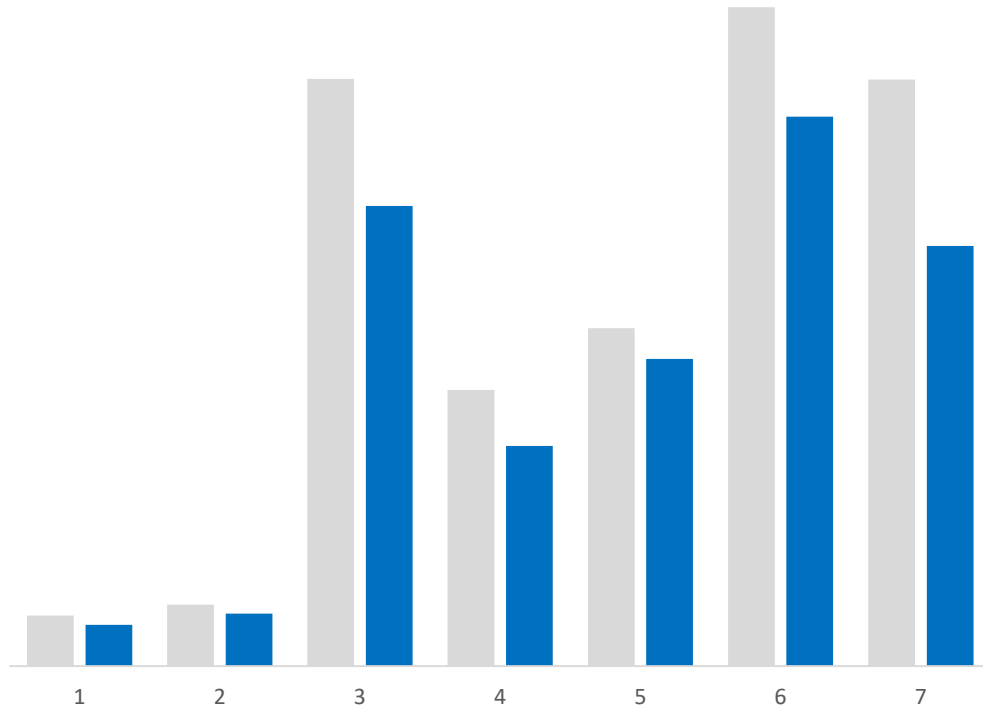
The figures contained within this slide originate from storm incident reviews and free-text local policing returns to provide the most comprehensive view of house gatherings possible.

Note: No figures should be considered as Official Police Statistics. These may not yet have been verified or validated.

Weekly Crime Demand (12th October – 18th October 2020)

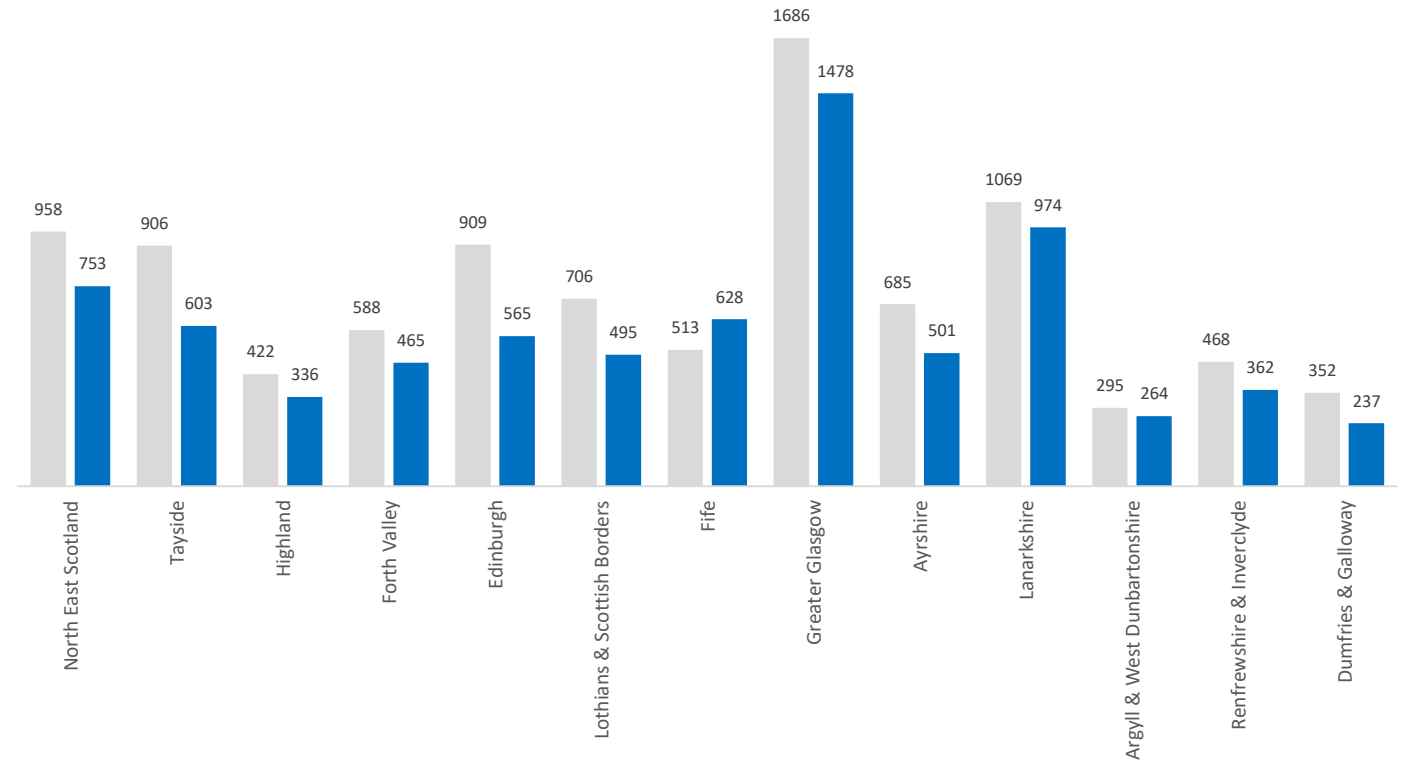
Weekly Crime by Group

■ 2019/20 ■ 2020/21



Weekly Crime by Division

■ 2019/20 ■ 2020/21



Crime Group	1	2	3	4	5	6	7	Total
2019/20	189	229	2194	1031	1262	2461	2191	9557
2020/21	154	196	1719	823	1147	2052	1570	7661

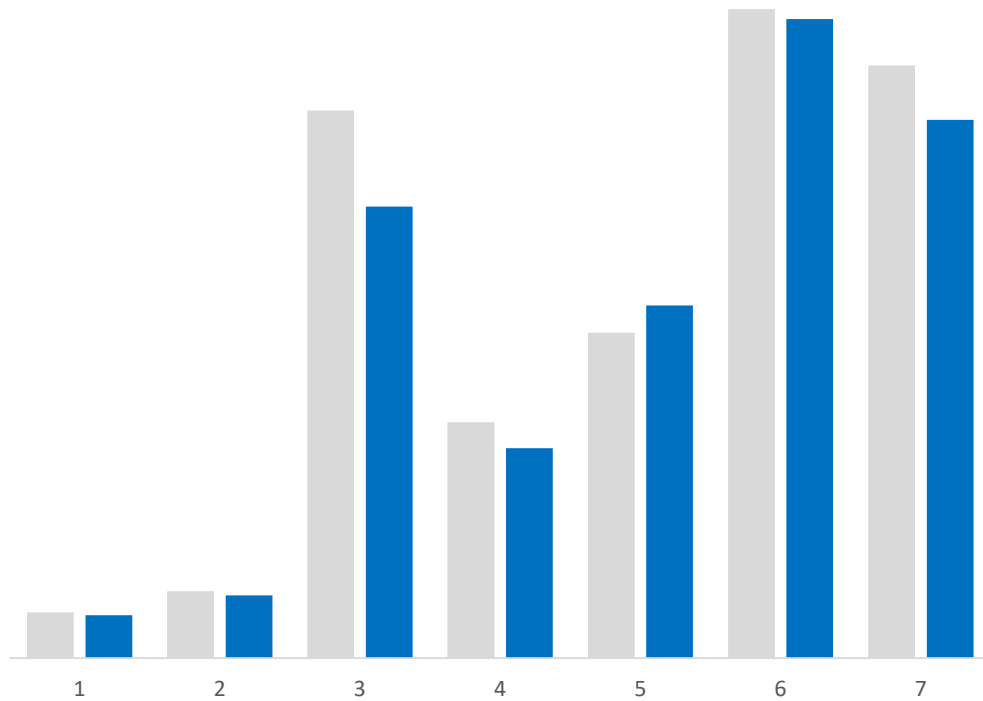
All Crime Groups show a decrease in volume when the preceding weeks volume is compared to the same period in 2019. All divisions this week have noted a decrease in crime volumes with the exception of Fife, which shows a slight increase.

More information regarding Crime Groups can be found [via this link](#)

Cumulative Crime Demand (9th March – 18th October 2020)

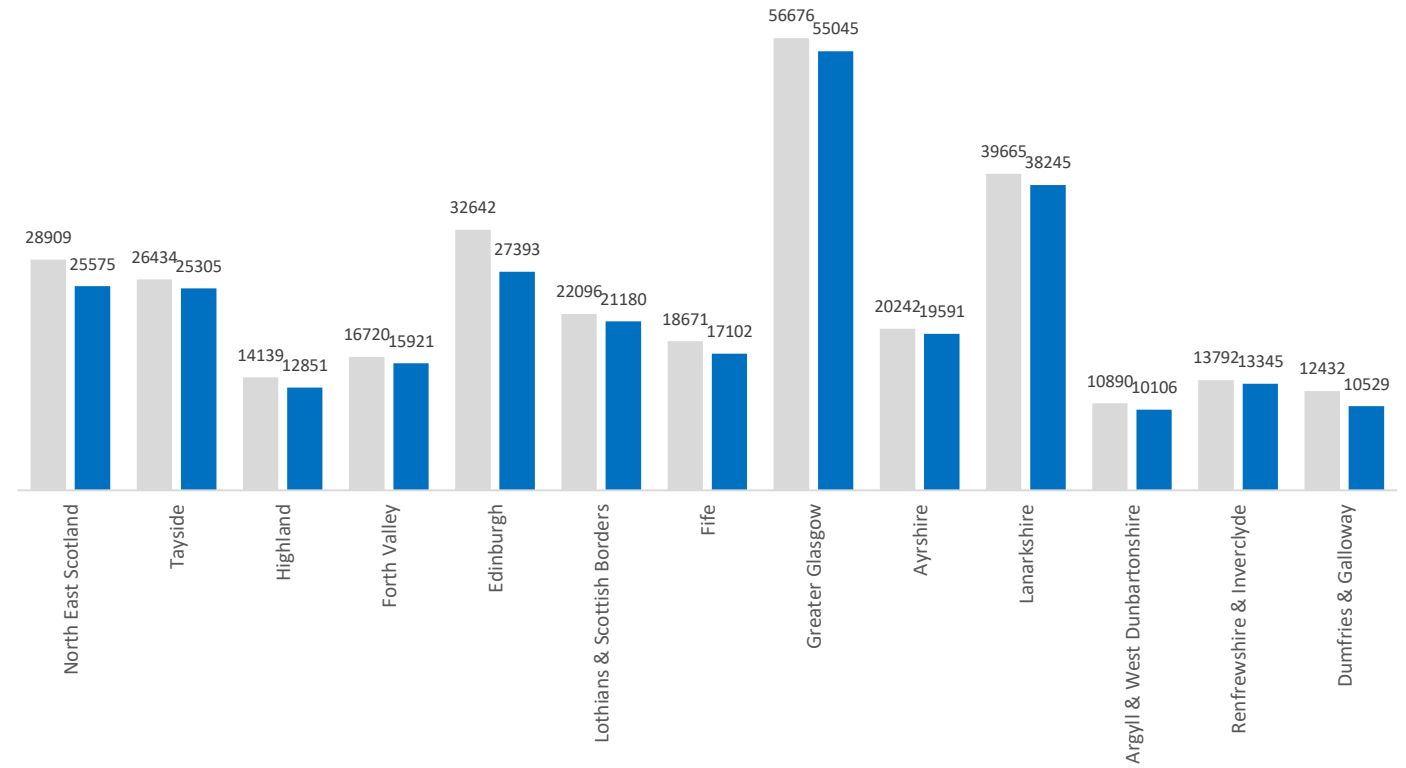
Total Crime by Group

■ 2019/20 ■ 2020/21



Total Crime by Division

■ 2019/20 ■ 2020/21



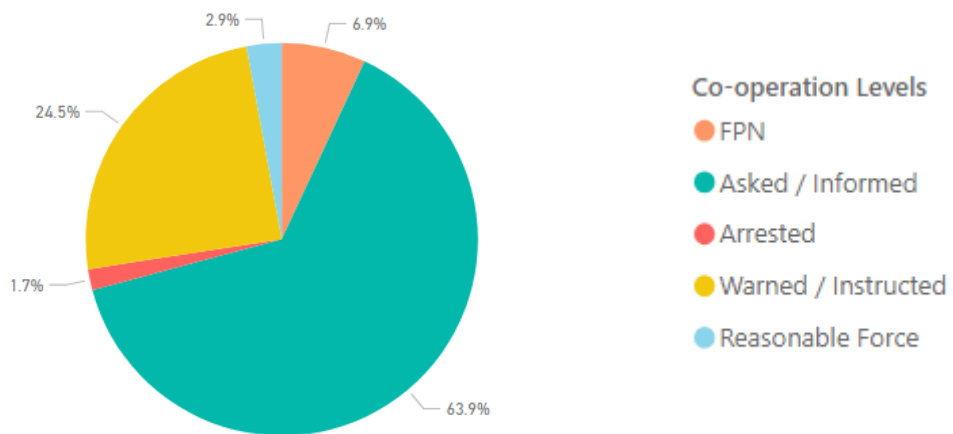
Crime Group	1	2	3	4	5	6	7	Total
2019/20	5836	8492	69636	29995	41398	82555	75396	313308
2020/21	5452	7976	57437	26713	44852	81288	68470	292188

All Crime Groups (with the exception of Group 5) show a decrease in volume when compared to the same period in 2019. All Divisions continue to show a cumulative decrease in volume when compared to the same time period in 2019.

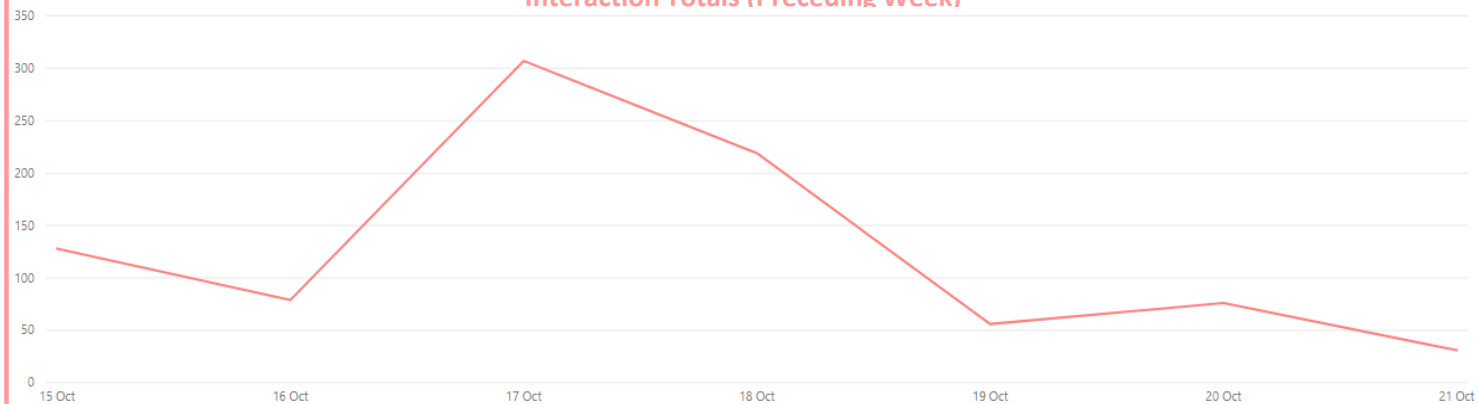
More information regarding Crime Groups can be found [via this link](#)

Weekly Legislation Co-operation (15th October – 21st October 2020)

Weekly Cooperation Levels

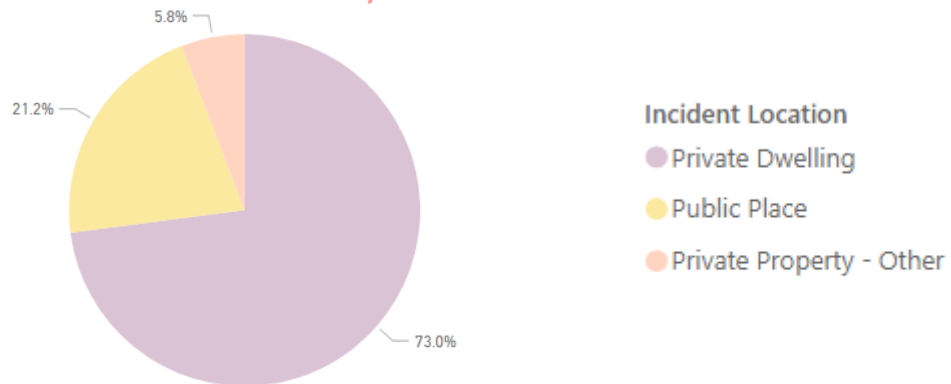


Interaction Totals (Preceding Week)



An 'interaction' is any instance where a Police Officer has reason to engage with a person who is not conforming with Legislation. Only when all efforts to encourage co-operation fail will Police Officers resort to enforcement.

Weekly Intervention Locations



Interaction Times (Preceding Week)

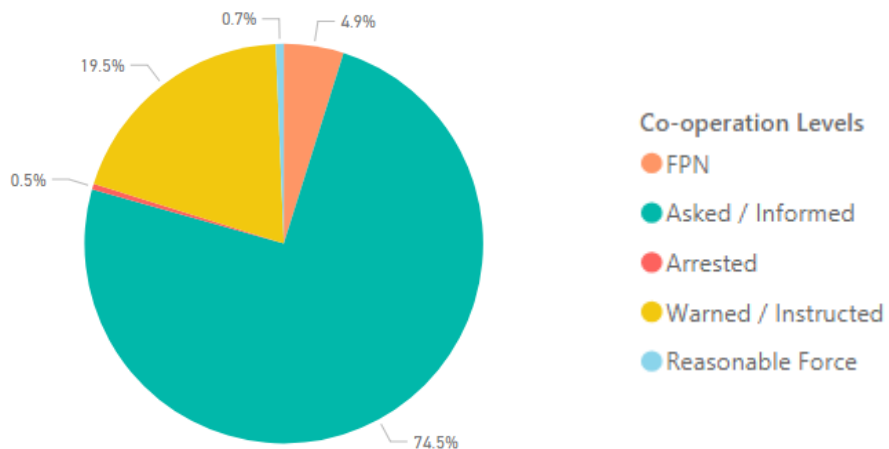


In response to the introduction of The Health Protection (Coronavirus) (Restrictions) (Scotland) Regulations 2020 and Coronavirus Act 2020, Police Scotland developed a 'Coronavirus Interventions' (CVI) recording system. This system allowed Police Scotland to begin gathering data in relation to the public co-operation levels with the new legislation. This system relies on Police Officers manually updating the system with the co-operation level when they encounter an individual in contravention of the new legislation.

Due to the manual input required to form this data set, the contents of this slide are indicative only. Actual figures will differ from those recorded on Crime Systems (please see slide 11), may be subject to change, and cannot be considered Official Police Statistics. They do provide an indication of the public co-operation levels across Scotland.

Coronavirus Legislation Co-operation (27th March – 21st October 2020)

All Time Cooperation Levels

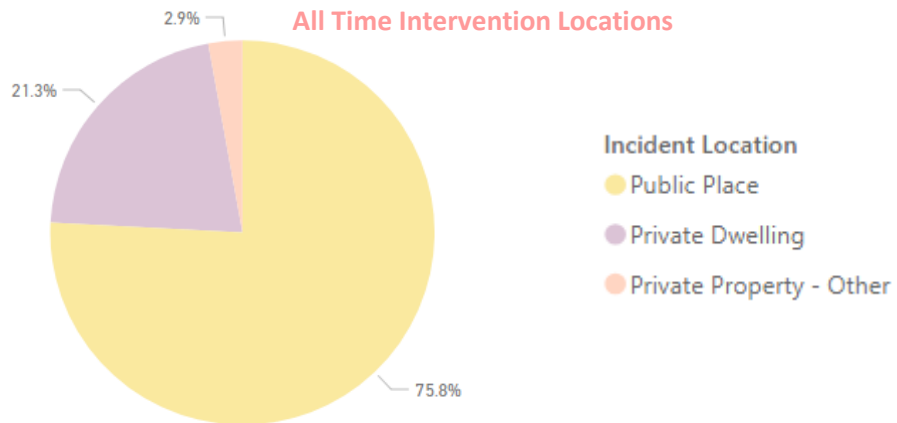


Interaction Totals (All Time)

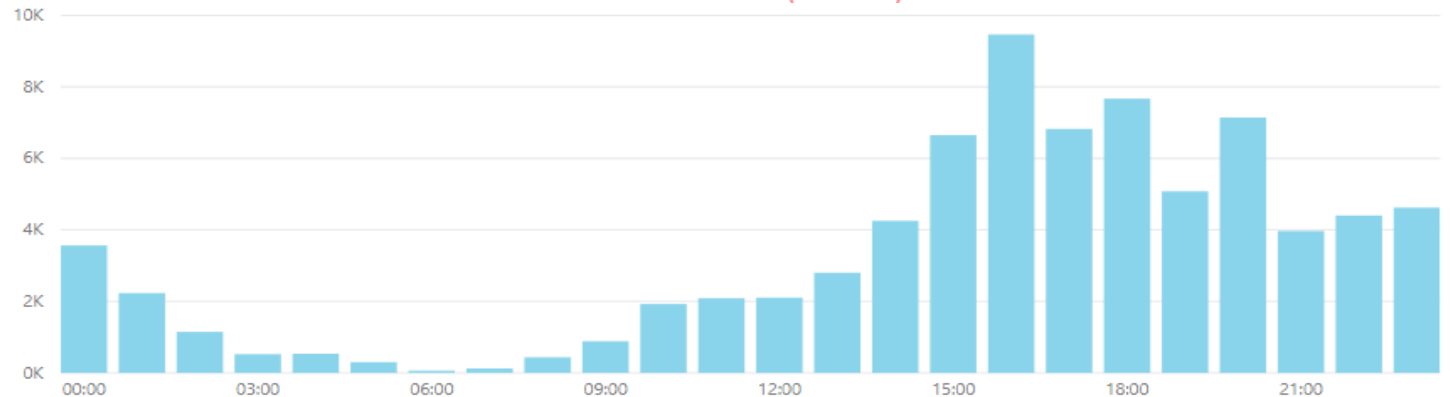


An 'interaction' is any instance where a Police Officer has reason to engage with a person who is not conforming with Legislation. Only when all efforts to encourage co-operation fail will Police Officers resort to enforcement.

All Time Intervention Locations



Interaction Times (All Time)



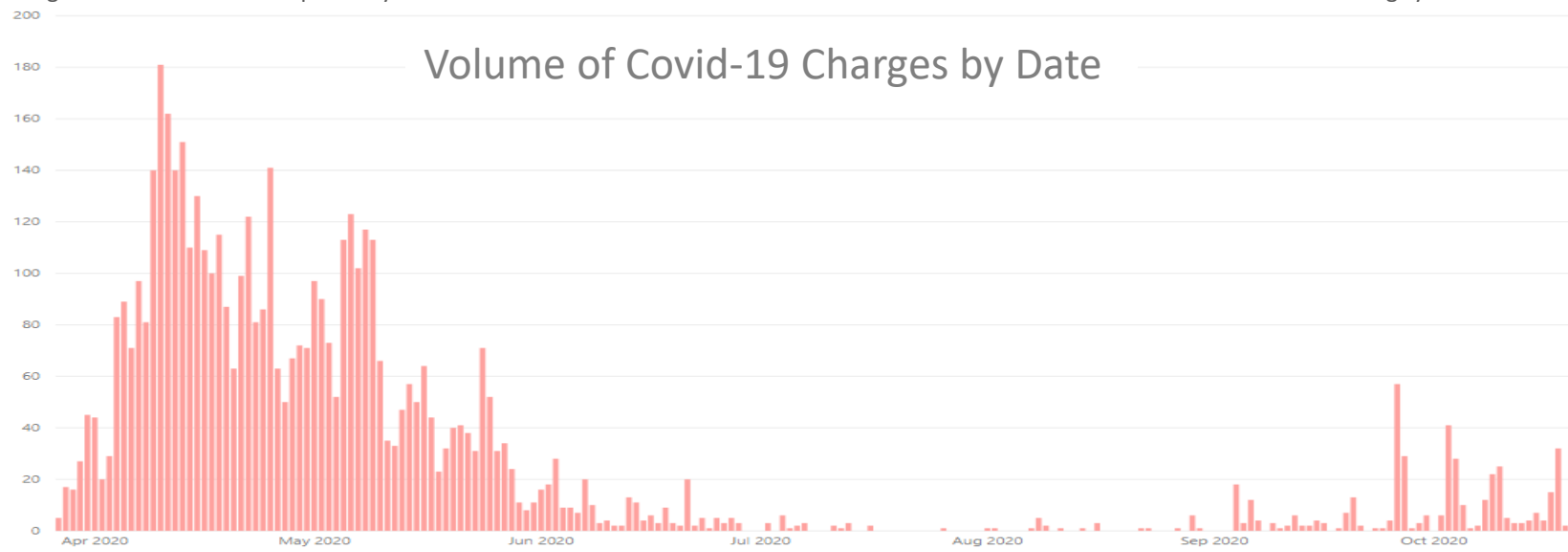
In response to the introduction of The Health Protection (Coronavirus) (Restrictions) (Scotland) Regulations 2020 and Coronavirus Act 2020, Police Scotland developed a 'Coronavirus Interventions' (CVI) recording system. This system allowed Police Scotland to begin gathering data in relation to the public co-operation levels with the new legislation. This system relies on Police Officers manually updating the system with the co-operation level when they encounter an individual in contravention of the new legislation.

Due to the manual input required to form this data set, the contents of this slide are indicative only. Actual figures will differ from those recorded on Crime Systems (please see slide 11), may be subject to change, and cannot be considered Official Police Statistics. They do provide an indication of the public co-operation levels across Scotland.

'Enforcement' of Coronavirus specific legislation

The following is a summary of all 'enforcement' action in relation to both The Health Protection (Coronavirus) (Restrictions) (Scotland) Regulations 2020 and Coronavirus Act 2020. This includes all Fixed Penalty Notices issued and processed by Police Scotland. It also includes all occasions that a charge was libelled and recorded on Police Scotland's Crime Recording System against a person in relation to the aforementioned legislation. This is a true value of the volume of recorded 'enforcement' activity, but does not provide the granularity of the Coronavirus Intervention (CVI) recording system and does not capture the earlier phases of the '4 E's' approach.

These values remain subject to change as offences are retrospectively added or amended and do not match the indicative 'enforcement' values from the CVI recording system.

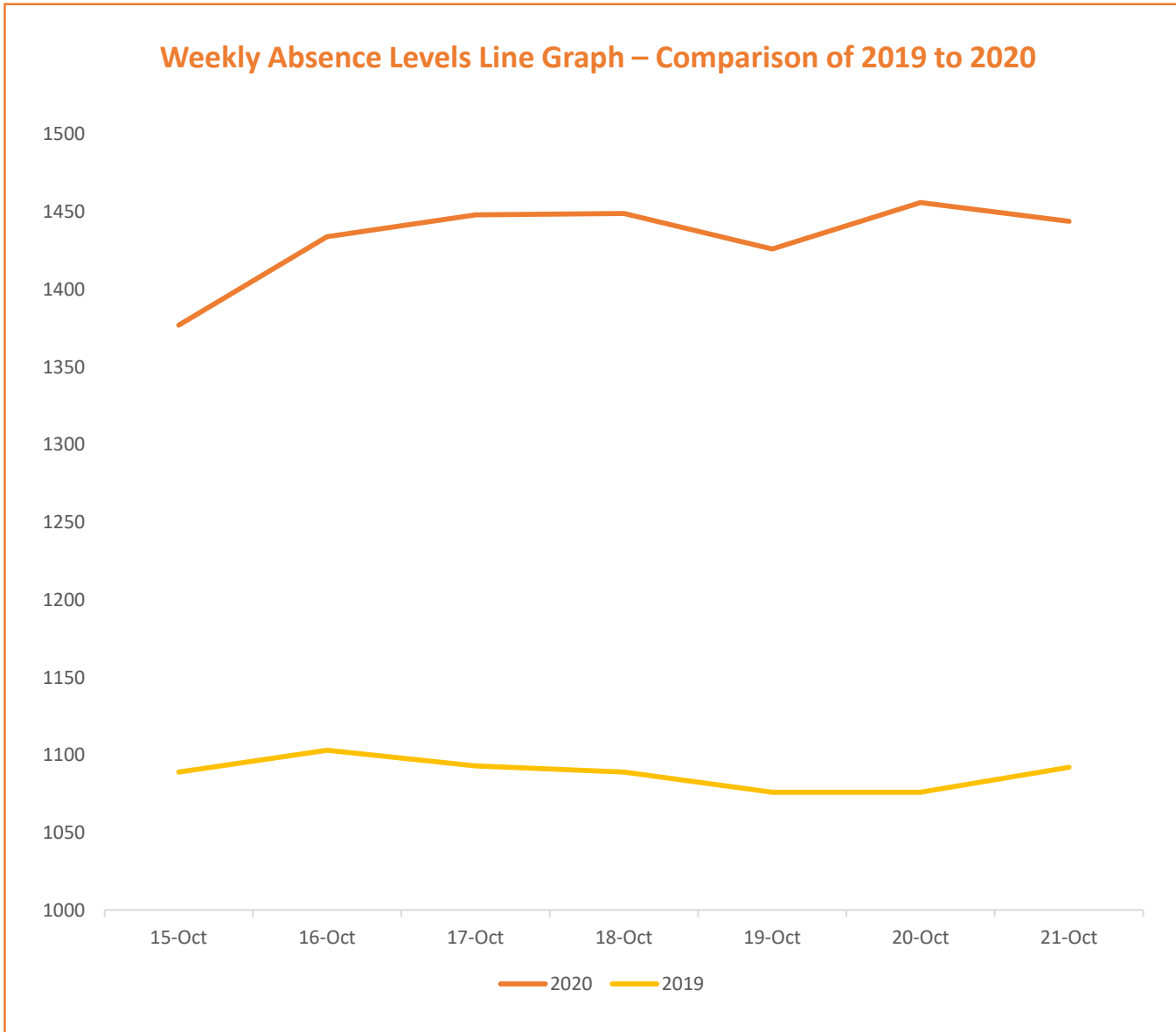


Total	Total																									March	27-Mar	28-Mar	29-Mar	30-Mar	31-Mar
2020	5367																									2020	5	17	16	27	45
April	01-Apr	02-Apr	03-Apr	04-Apr	05-Apr	06-Apr	07-Apr	08-Apr	09-Apr	10-Apr	11-Apr	12-Apr	13-Apr	14-Apr	15-Apr	16-Apr	17-Apr	18-Apr	19-Apr	20-Apr	21-Apr	22-Apr	23-Apr	24-Apr	25-Apr	26-Apr	27-Apr	28-Apr	29-Apr	30-Apr	
2020	44	20	29	83	89	71	97	81	140	181	162	140	151	110	130	109	100	115	87	63	99	122	81	86	141	63	50	67	72	71	
May	01-May	02-May	03-May	04-May	05-May	06-May	07-May	08-May	09-May	10-May	11-May	12-May	13-May	14-May	15-May	16-May	17-May	18-May	19-May	20-May	21-May	22-May	23-May	24-May	25-May	26-May	27-May	28-May	29-May	30-May	31-May
2020	97	90	73	52	113	123	102	117	113	66	35	33	47	57	50	64	44	23	32	40	41	38	31	71	52	31	34	24	11	8	11
June	01-Jun	02-Jun	03-Jun	04-Jun	05-Jun	06-Jun	07-Jun	08-Jun	09-Jun	10-Jun	11-Jun	12-Jun	13-Jun	14-Jun	15-Jun	16-Jun	17-Jun	18-Jun	19-Jun	20-Jun	21-Jun	22-Jun	23-Jun	24-Jun	25-Jun	26-Jun	27-Jun	28-Jun	29-Jun	30-Jun	
2020	16	18	28	9	9	7	20	10	3	4	2	2	13	11	4	6	3	9	3	2	20	2	5	1	5	3	5	3	0	0	
July	01-Jul	02-Jul	03-Jul	04-Jul	05-Jul	06-Jul	07-Jul	08-Jul	09-Jul	10-Jul	11-Jul	12-Jul	13-Jul	14-Jul	15-Jul	16-Jul	17-Jul	18-Jul	19-Jul	20-Jul	21-Jul	22-Jul	23-Jul	24-Jul	25-Jul	26-Jul	27-Jul	28-Jul	29-Jul	30-Jul	31-Jul
2020	0	3	0	6	1	2	3	0	0	0	2	1	3	0	0	2	0	0	0	0	0	0	0	0	0	0	1	0	0	0	0
August	01-Aug	02-Aug	03-Aug	04-Aug	05-Aug	06-Aug	07-Aug	08-Aug	09-Aug	10-Aug	11-Aug	12-Aug	13-Aug	14-Aug	15-Aug	16-Aug	17-Aug	18-Aug	19-Aug	20-Aug	21-Aug	22-Aug	23-Aug	24-Aug	25-Aug	26-Aug	27-Aug	28-Aug	29-Aug	30-Aug	31-Aug
2020	1	1	0	0	0	0	1	5	2	0	1	0	0	1	0	3	0	0	0	0	0	1	1	0	0	0	1	0	6	1	0
Sept	01-Sep	02-Sep	03-Sep	04-Sep	05-Sep	06-Sep	07-Sep	08-Sep	09-Sep	10-Sep	11-Sep	12-Sep	13-Sep	14-Sep	15-Sep	16-Sep	17-Sep	18-Sep	19-Sep	20-Sep	21-Sep	22-Sep	23-Sep	24-Sep	25-Sep	26-Sep	27-Sep	28-Sep	29-Sep	30-Sep	
2020	0	0	0	18	3	12	4	0	3	1	2	6	2	2	4	3	0	1	7	13	2	0	1	1	4	57	29	1	3	6	
Oct	01-Oct	02-Oct	03-Oct	04-Oct	05-Oct	06-Oct	07-Oct	08-Oct	09-Oct	10-Oct	11-Oct	12-Oct	13-Oct	14-Oct	15-Oct	16-Oct	17-Oct	18-Oct	19-Oct	20-Oct	21-Oct										
2020	0	6	41	28	10	1	2	12	22	25	5	3	3	4	7	4	15	32	2	1	0										

No figures should be considered as Official Police Statistics. These may not yet have been verified or validated.

Weekly Absence (15th October – 21st October 2020)

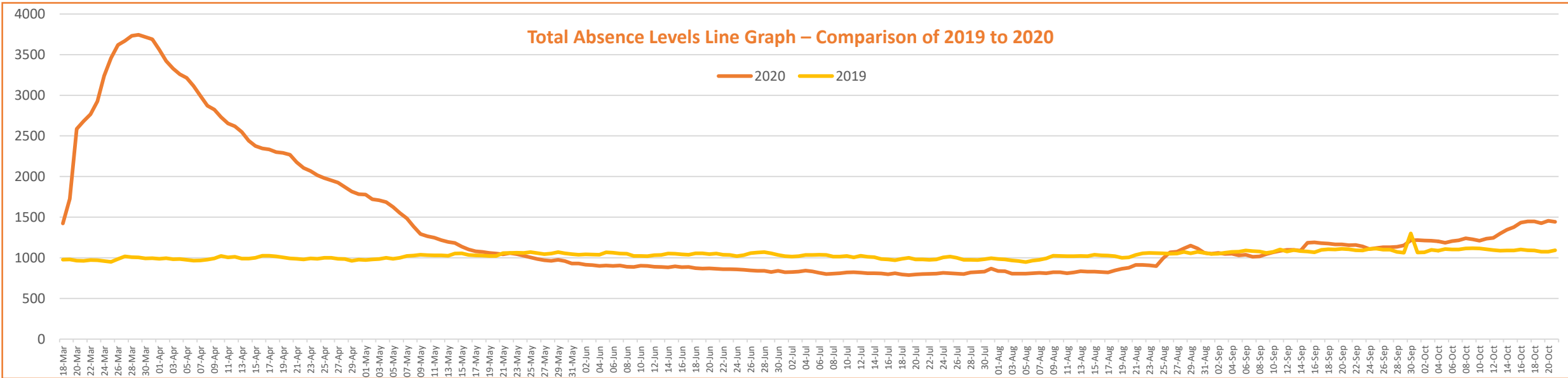
Weekly Absence Levels Line Graph – Comparison of 2019 to 2020



Police Scotland Current Absences			
21 st October 2020	No.	Change from same day previous week	Change from same day previous week (%)
COVID-19	546	+86	+19%
Total Absences	1444	+99	+7%

Date	15-Oct	16-Oct	17-Oct	18-Oct	19-Oct	20-Oct	21-Oct
2020	1377	1434	1448	1449	1426	1456	1444
2019	1089	1103	1093	1089	1076	1076	1092

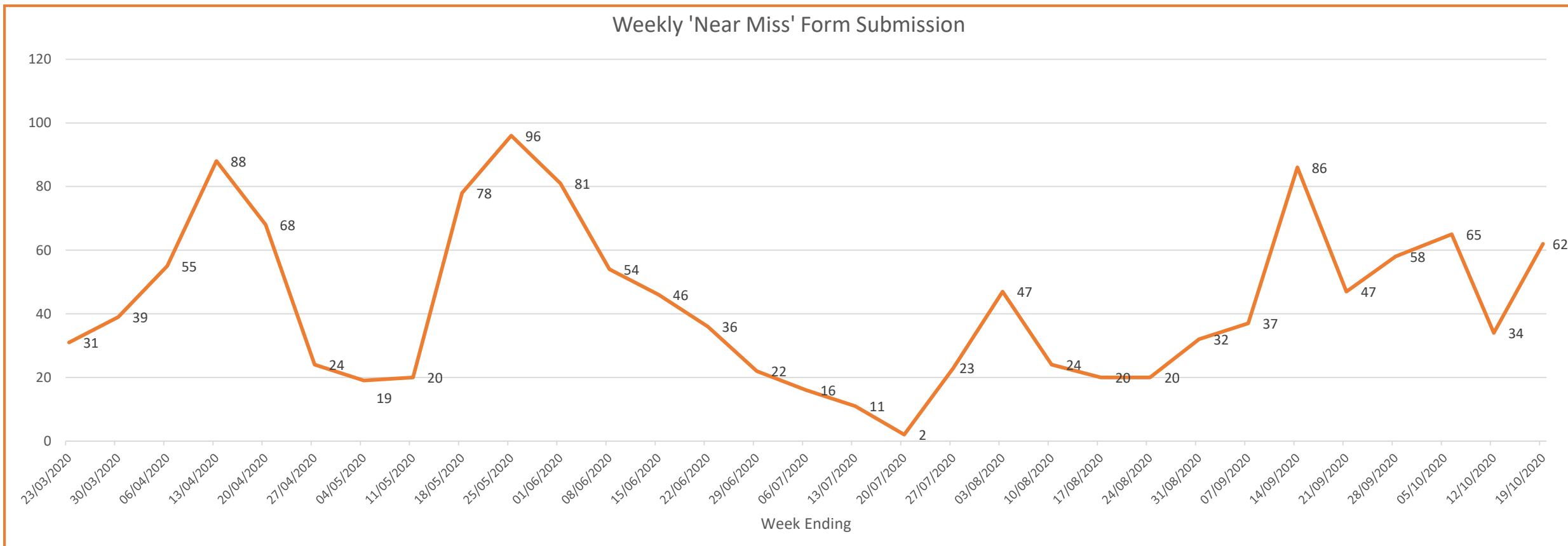
Total Absence (18th March – 21st October 2020)



		March	18-Mar	19-Mar	20-Mar	21-Mar	22-Mar	23-Mar	24-Mar	25-Mar	26-Mar	27-Mar	28-Mar	29-Mar	30-Mar	31-Mar
2020		1424	1725	2587	2681	2765	2926	3238	3460	3619	3669	3731	3745	3716	3688	
2019		977	979	964	963	973	971	961	951	985	1018	1007	1006	993	994	
April	01-Apr	02-Apr	03-Apr	04-Apr	05-Apr	06-Apr	07-Apr	08-Apr	09-Apr	10-Apr	11-Apr	12-Apr	13-Apr	14-Apr	15-Apr	16-Apr
2020	3562	3421	3330	3258	3214	3114	2992	2871	2823	2730	2653	2619	2548	2440	2376	2347
2019	987	995	983	985	976	965	968	978	993	1022	1006	1012	989	989	1000	1024
May	01-May	02-May	03-May	04-May	05-May	06-May	07-May	08-May	09-May	10-May	11-May	12-May	13-May	14-May	15-May	16-May
2020	1779	1720	1709	1686	1626	1550	1486	1385	1293	1266	1249	1217	1194	1182	1137	1102
2019	973	981	986	999	987	1000	1022	1027	1037	1032	1030	1029	1025	1052	1054	1034
June	01-Jun	02-Jun	03-Jun	04-Jun	05-Jun	06-Jun	07-Jun	08-Jun	09-Jun	10-Jun	11-Jun	12-Jun	13-Jun	14-Jun	15-Jun	16-Jun
2020	929	915	910	900	905	899	904	889	887	903	900	891	888	883	894	886
2019	1037	1043	1041	1038	1067	1062	1052	1049	1023	1023	1020	1032	1036	1052	1049	1043
July	01-Jul	02-Jul	03-Jul	04-Jul	05-Jul	06-Jul	07-Jul	08-Jul	09-Jul	10-Jul	11-Jul	12-Jul	13-Jul	14-Jul	15-Jul	16-Jul
2020	823	826	831	842	832	815	801	806	810	819	823	818	810	809	808	798
2019	1019	1015	1021	1034	1035	1038	1036	1015	1015	1022	1006	1025	1012	1007	985	981
August	01-Aug	02-Aug	03-Aug	04-Aug	05-Aug	06-Aug	07-Aug	08-Aug	09-Aug	10-Aug	11-Aug	12-Aug	13-Aug	14-Aug	15-Aug	16-Aug
2020	838	835	804	806	804	811	814	810	822	822	811	821	836	829	830	824
2019	985	979	967	959	948	964	976	993	1025	1023	1019	1021	1023	1021	1037	1031
Sept	01-Sep	02-Sep	03-Sep	04-Sep	05-Sep	06-Sep	07-Sep	08-Sep	09-Sep	10-Sep	11-Sep	12-Sep	13-Sep	14-Sep	15-Sep	16-Sep
2020	1050	1059	1048	1051	1031	1038	1013	1018	1046	1068	1085	1097	1097	1088	1184	1191
2019	1047	1051	1063	1073	1075	1090	1083	1078	1061	1073	1102	1078	1095	1082	1078	1067
Oct	01-Oct	02-Oct	03-Oct	04-Oct	05-Oct	06-Oct	07-Oct	08-Oct	09-Oct	10-Oct	11-Oct	12-Oct	13-Oct	14-Oct	15-Oct	16-Oct
2020	1218	1212	1210	1203	1186	1206	1216	1241	1227	1210	1235	1246	1299	1345	1377	1434
2019	1066	1068	1098	1087	1107	1102	1102	1115	1118	1115	1106	1096	1087	1089	1089	1103

No figures should be considered as Official Police Statistics. These may not yet have been verified or validated.

Near Miss and Testing Data (w/e 23rd March – 19th October 2020)



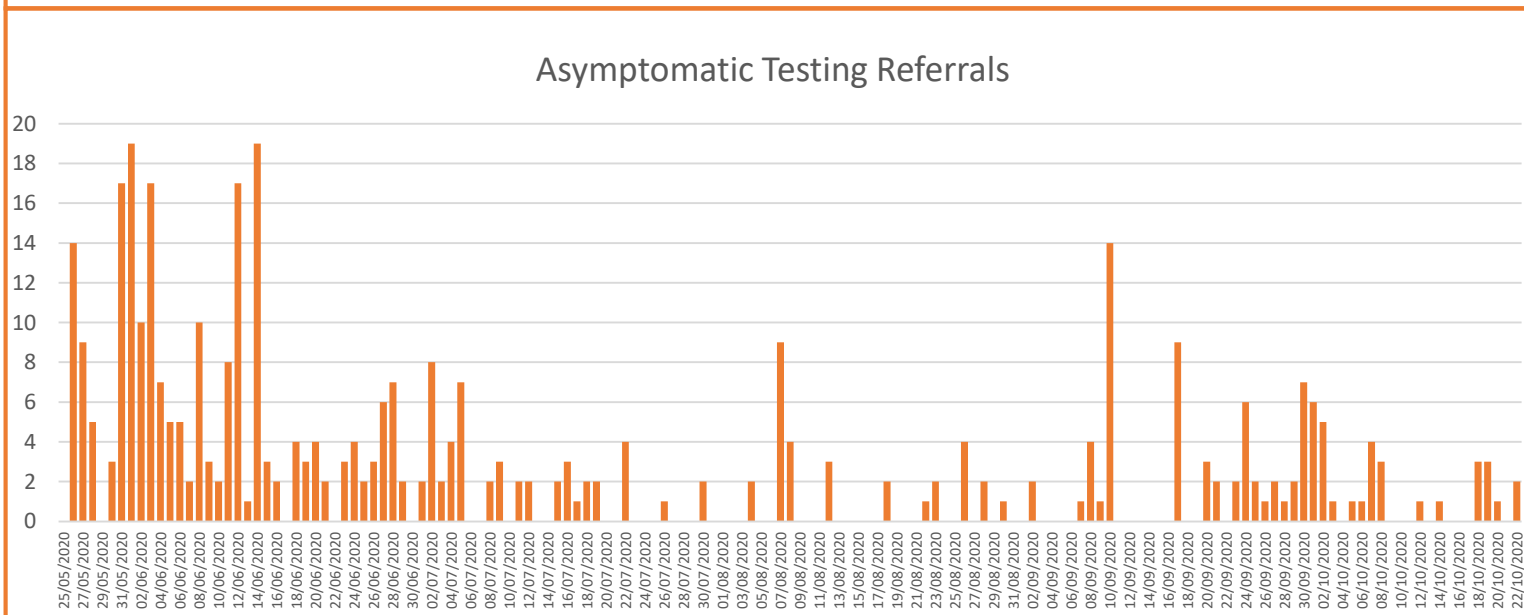
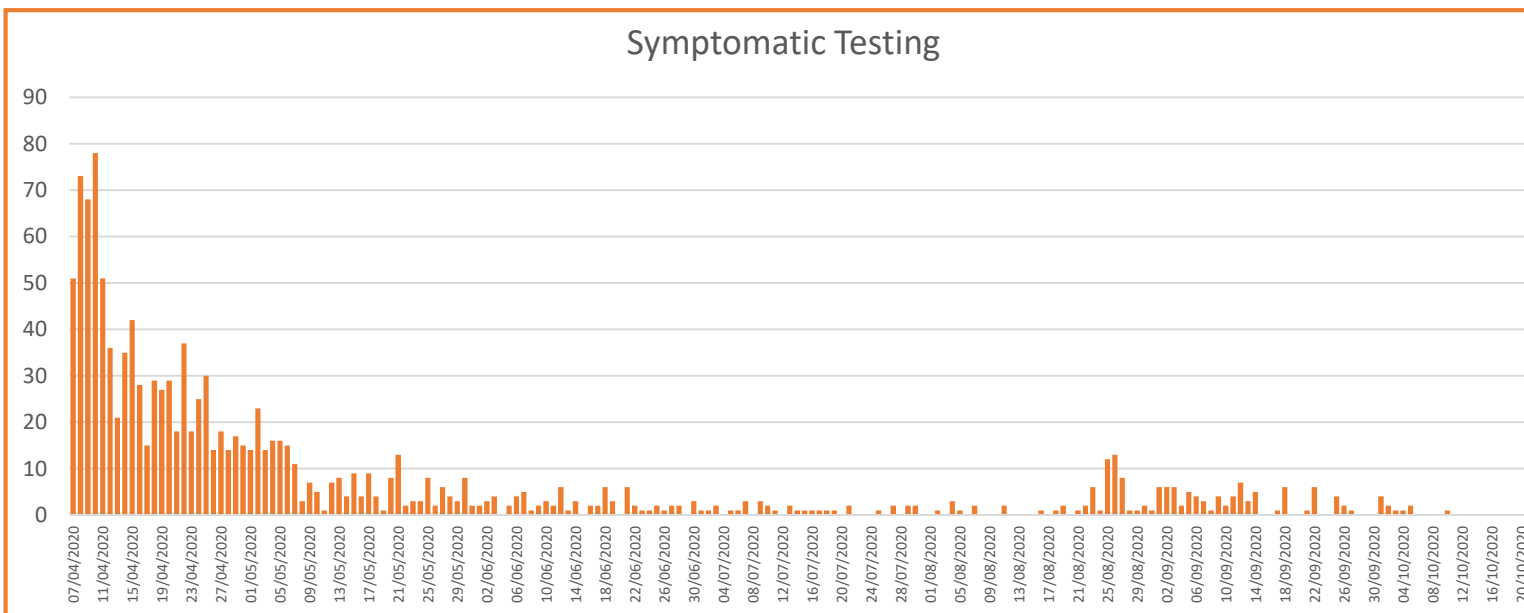
‘Near miss’ forms in the context of the pandemic situation may be submitted for a variety of reasons. i.e. when officers are potentially exposed to: COVID-19 whilst not wearing PPE, where PPE malfunctions, or in any other instance an officer feels a risk to themselves in a specific occurrence relating to COVID-19.

This can occur due to the reactive nature of policing, as well as being influenced by training levels and supply of PPE. This number of ‘Near Miss’ weekly submissions has increased from the previous week.

The amount of forms submitted continues to be attributable to the process for requesting an asymptomatic COVID-19 screening test due to an occupational risk, requiring the submission of a ‘near miss’ form. Many of the reports would not have been submitted without this requirement. The number of incidents where a lack of PPE is identified has not risen.

No figures should be considered as Official Police Statistics. These may not yet have been verified or validated.

Testing Data (7th April – 21st October 2020)



Police Scotland Testing Data			
Total Referrals	Tested Positive	Tested Negative	Inconclusive
Symptomatic Testing			
1411	175	1150	22
Asymptomatic Testing			
523	14	424	2
Contact Tracing			
Not available			
Other: Locally Arranged Tests			
1289	269	1016	4

Locally arranged tests may refer to Divisional arrangements, self arranged tests or those arranged by the NHS.

*Work has been undertaken resulting in some duplication of results being corrected which has resulted in a drop, particularly with regards to self referral reporting data, of positive and some negative cases.

*Please note that individuals who are 'traced' are not always deemed suitable for testing and suitability is determined by the NHS. These tests are not arranged by Police Scotland. For those who have been tested within Phase 3, we have recorded the result accordingly.

*The last Testing data report was received on 21st October 2020 and includes tests arranged up to and including 24th October 2020.

Custody Volume

The below line graph displays the total custody volume over time. The number of custodies fell on the approach to 'lockdown', reaching their lowest level on 29th March. Since that date Custodies have steadily increased and now show a consistent pattern.

