

COVID-19 WEEKLY BULLETIN

19th March – 6th May 2020

SERVING A
CHANGING SCOTLAND



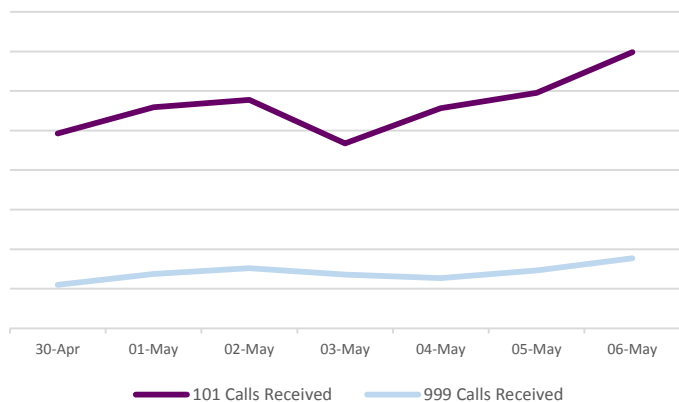
SCOTTISH POLICE
AUTHORITY

Note: No figures should be considered as Official Police Statistics. These may not yet have been verified or validated.

OFFICIAL

Service Centre Demand

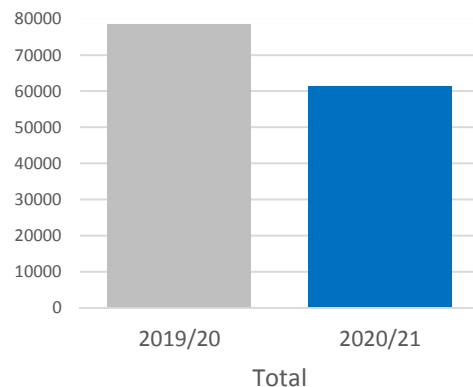
The volume of 101 calls to Police Scotland has fluctuated, influenced most notably when a change in government policy is announced, with persons seeking advice. 999 calls have remained relatively static.



Crime Levels

Total Year to Date Crime Levels

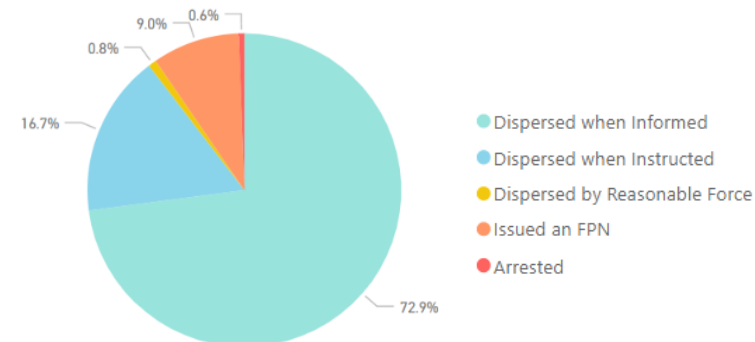
Crime has continued to trend at levels lower than seasonal average, particularly since government restrictions were introduced. Further data is available in the Crime slide.



Coronavirus Legislation

Co-operation with new Coronavirus Legislation

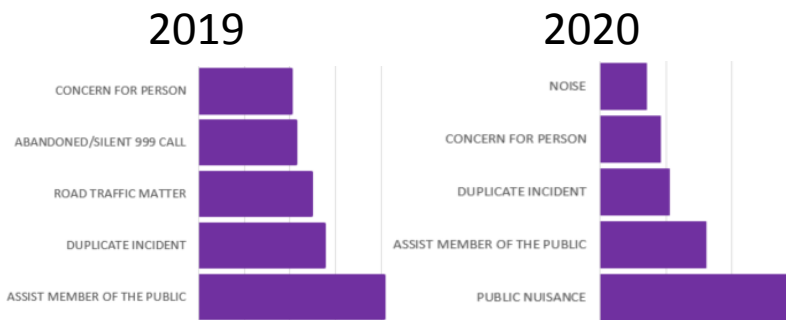
The below chart is indicative of the co-operation levels experienced by Police. The majority of interactions between Police and the public are resolved without enforcement.



Incident Demand

Incident Demand Shift

Incident levels fell below seasonal averages during the period that government restrictions were introduced. Since April, this volume has steadily increased from its lowest point but still trending below seasonal averages. The type of incidents raised has changed dramatically. Below highlights the change in incident type showing the most common incidents raised.



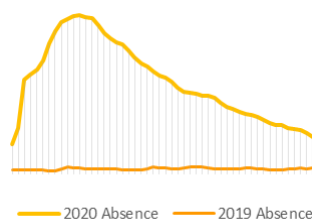
Staff Absence and Welfare

Absences

From mid-March, Police Scotland's absence levels rose to higher than normal rates until the end of March. Since this date, they have steadily reduced and are returning towards absence levels closer to those seen in 2019.

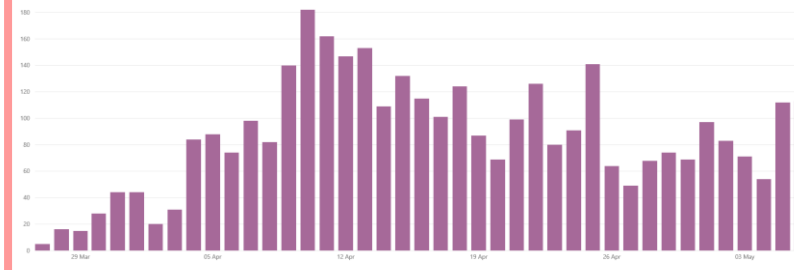
Staff COVID Screening

Testing of key workers for COVID-19 continues, and the number of tests arranged for Police Scotland employees is broken down later in this report.

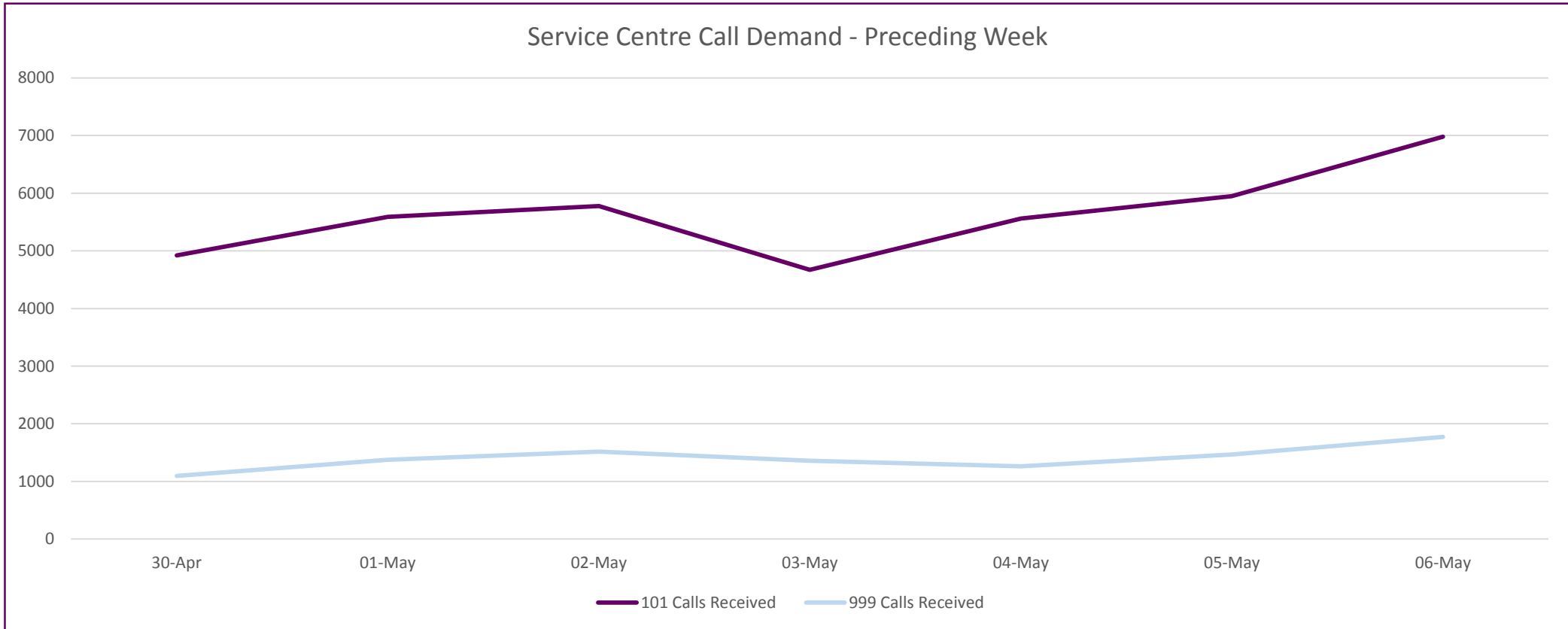


Total Number of Interactions Relating to Coronavirus Legislation

The below chart is indicative of the total number of FPNs issued and charges labelled since the introduction of the new legislation.

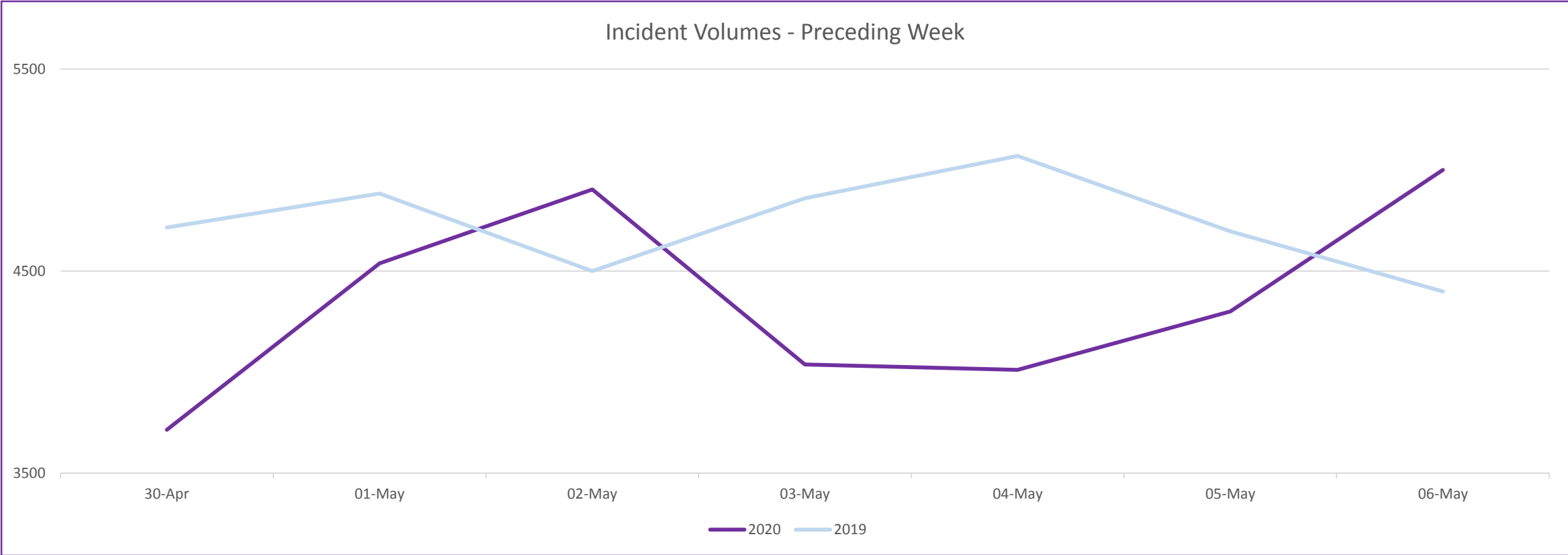


Weekly Service Centre Demand (30 April-6 May 2020)



	30-Apr	1-May	2-May	3-May	4-May	5-May	6-May	Total
101 Calls Received	4922	5591	5777	4672	5561	5951	6980	39454
999 Calls Received	1094	1376	1519	1358	1264	1466	1771	9848

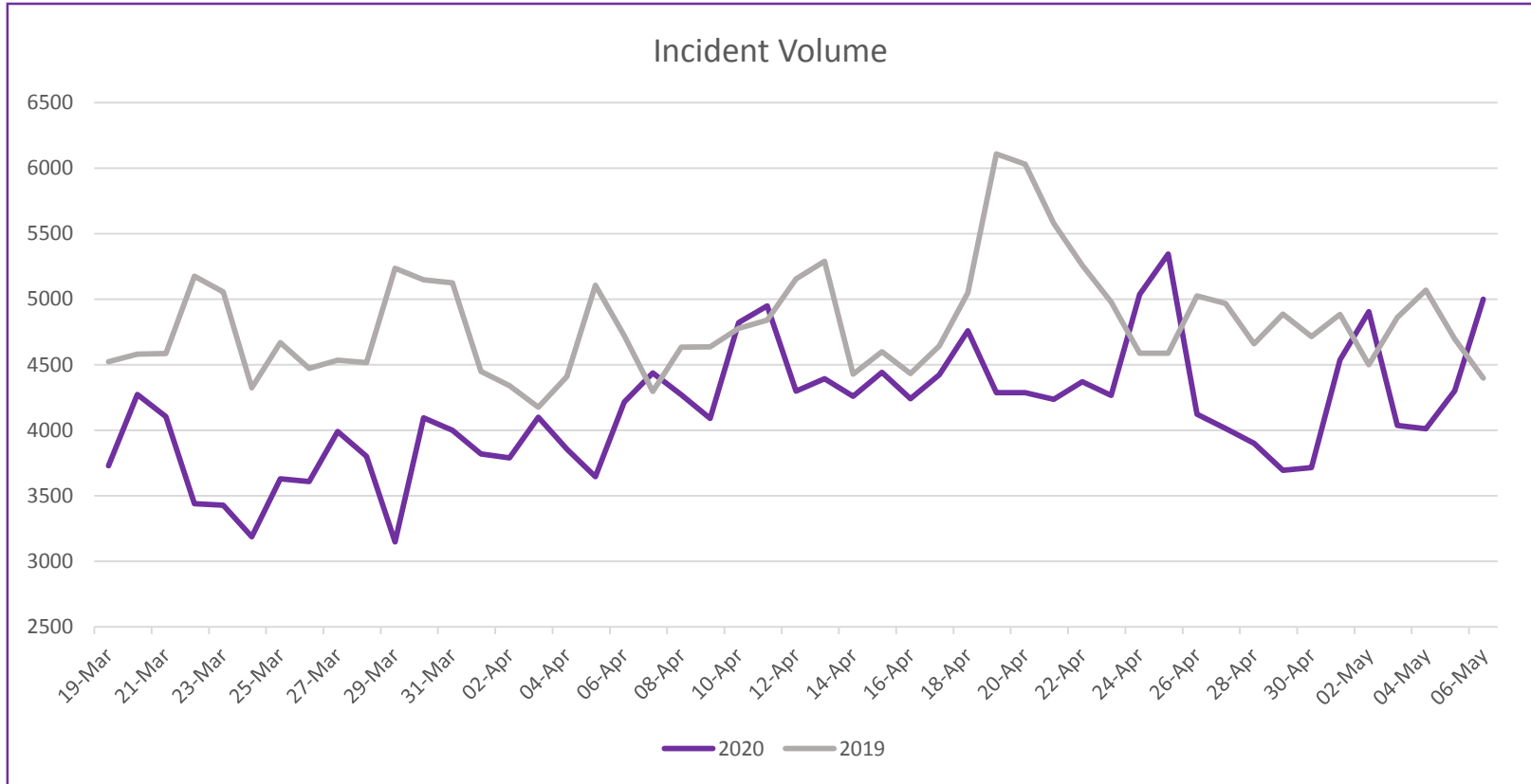
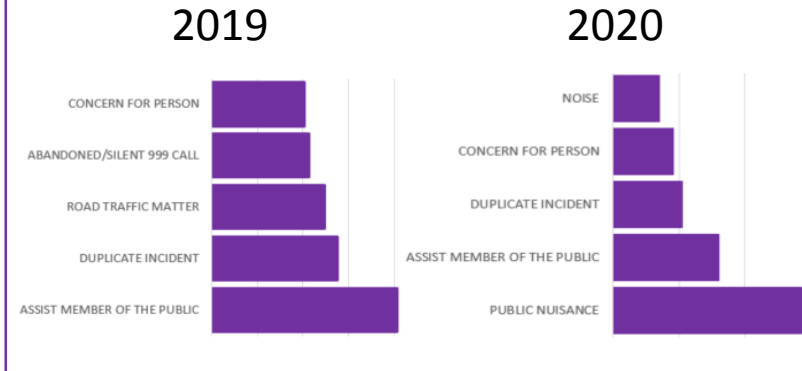
Weekly Incident Demand (30 April-6 May 2020)



	30-Apr	1-May	2-May	3-May	4-May	5-May	6-May	Total
2020	3714	4538	4904	4038	4011	4300	5000	30505
2019	4716	4884	4500	4860	5069	4696	4399	33124

Cumulative Incident Demand (19 March – 6 May 2020)

The volume of incidents is markedly different to those experienced on comparable days last year. From the start of March, the number of incidents raised by Police Scotland fell below the previous years figure. Since the end of March however, there has been a steady increasing trend in the volume of incidents reported to Police (still below seasonal average), but the make-up of these varies significantly when compared to last year.



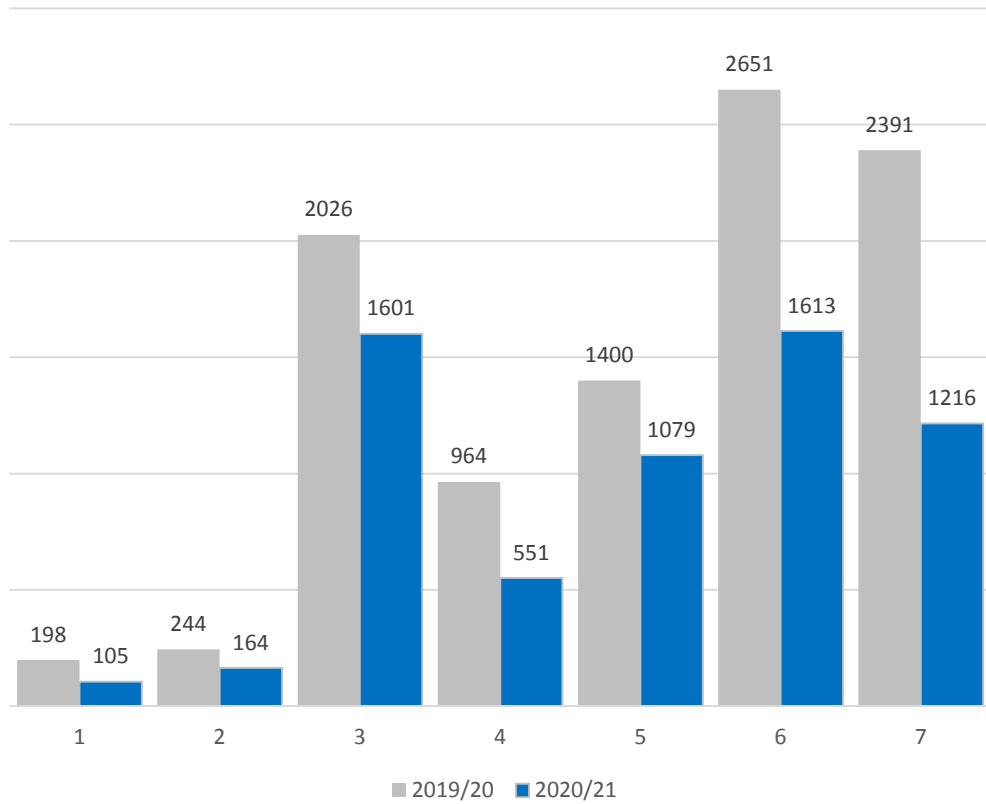
	19-Mar	20-Mar	21-Mar	22-Mar	23-Mar	24-Mar	25-Mar	26-Mar	27-Mar	28-Mar	29-Mar	30-Mar	31-Mar
2020	3730	4272	4104	3439	3427	3188	3629	3609	3990	3800	3148	4095	4001
2019	4522	4580	4585	5177	5056	4325	4668	4472	4535	4517	5235	5148	5126

	1-Apr	2-Apr	3-Apr	4-Apr	5-Apr	6-Apr	7-Apr	8-Apr	9-Apr	10-Apr	11-Apr	12-Apr	13-Apr	14-Apr	15-Apr	16-Apr	17-Apr	18-Apr	19-Apr	20-Apr	21-Apr	22-Apr	23-Apr	24-Apr	25-Apr	26-Apr	27-Apr	28-Apr	29-Apr	30-Apr
2020	3819	3790	4099	3857	3646	4215	4438	4271	4090	4821	4950	4299	4393	4258	4442	4240	4423	4759	4288	4286	4236	4370	4267	5037	5345	4122	4014	3900	3695	3714
2019	4449	4340	4176	4409	5106	4721	4296	4634	4636	4778	4840	5155	5290	4427	4599	4433	4643	5049	6109	6030	5579	5259	4979	4589	4587	5026	4968	4659	4887	4716

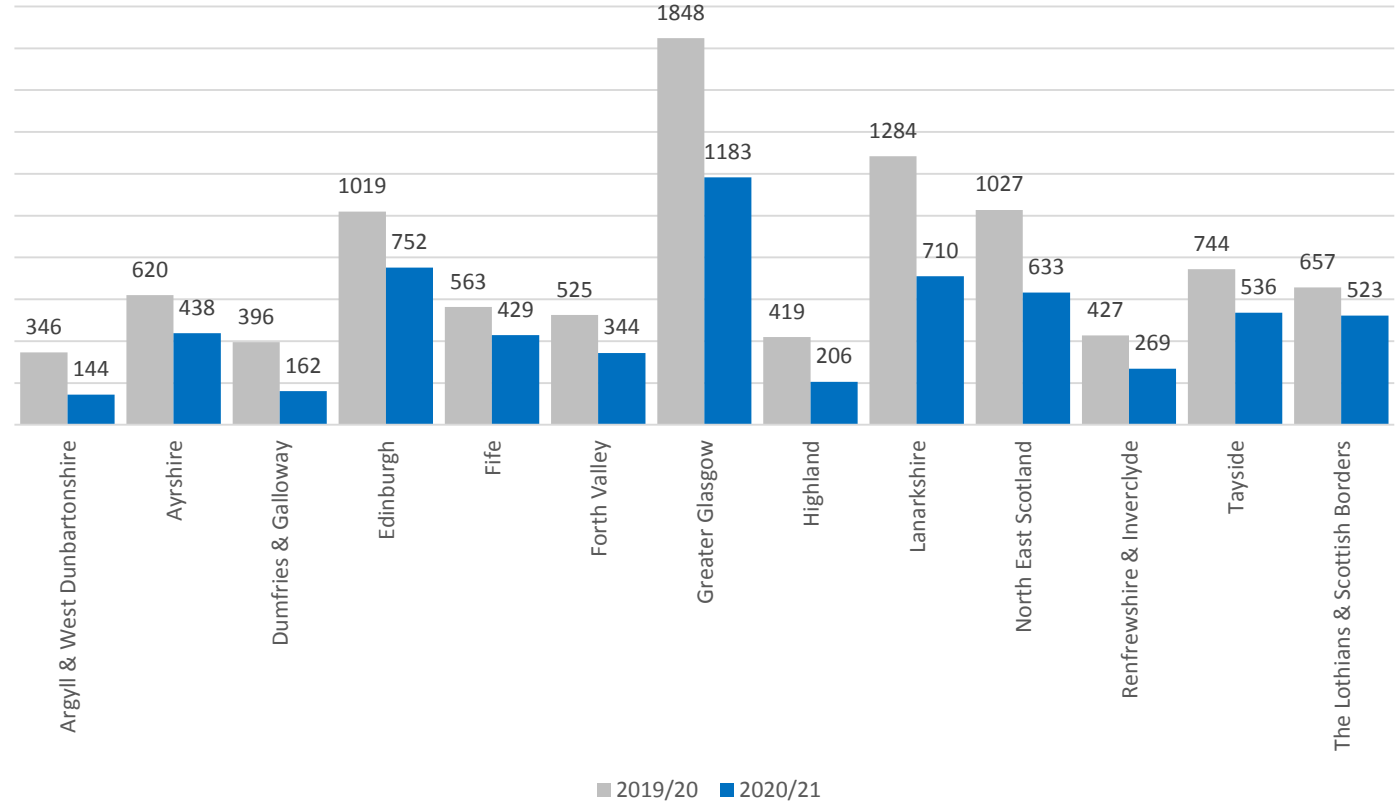
	1-May	2-May	3-May	4-May	5-May	6-May	Total
2020	3819	3790	4099	3857	3646	4215	172796
2019	4449	4340	4176	4409	5106	4721	202599

Weekly Crime Demand (27 April-3 May 2020)

Recorded Crime by Group



Recorded Crime by Division



Crime Group	1	2	3	4	5	6	7	Total
2019/20	198	244	2026	964	1400	2651	2391	9875
2020/21	105	164	1601	551	1079	1613	1216	6329

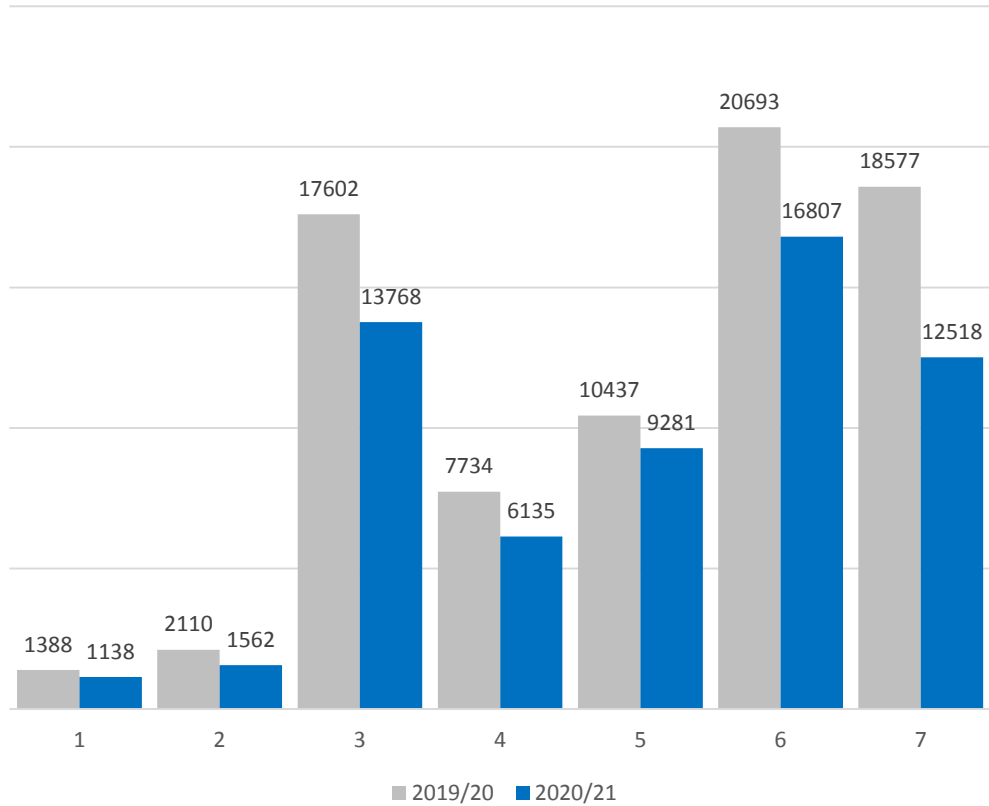
All Crime (Groups 1-7) show a decrease when the preceding weeks volume is compared to the same period in 2019.

All Divisions show a decrease when the preceding weeks volume is compared to the same period in 2019.

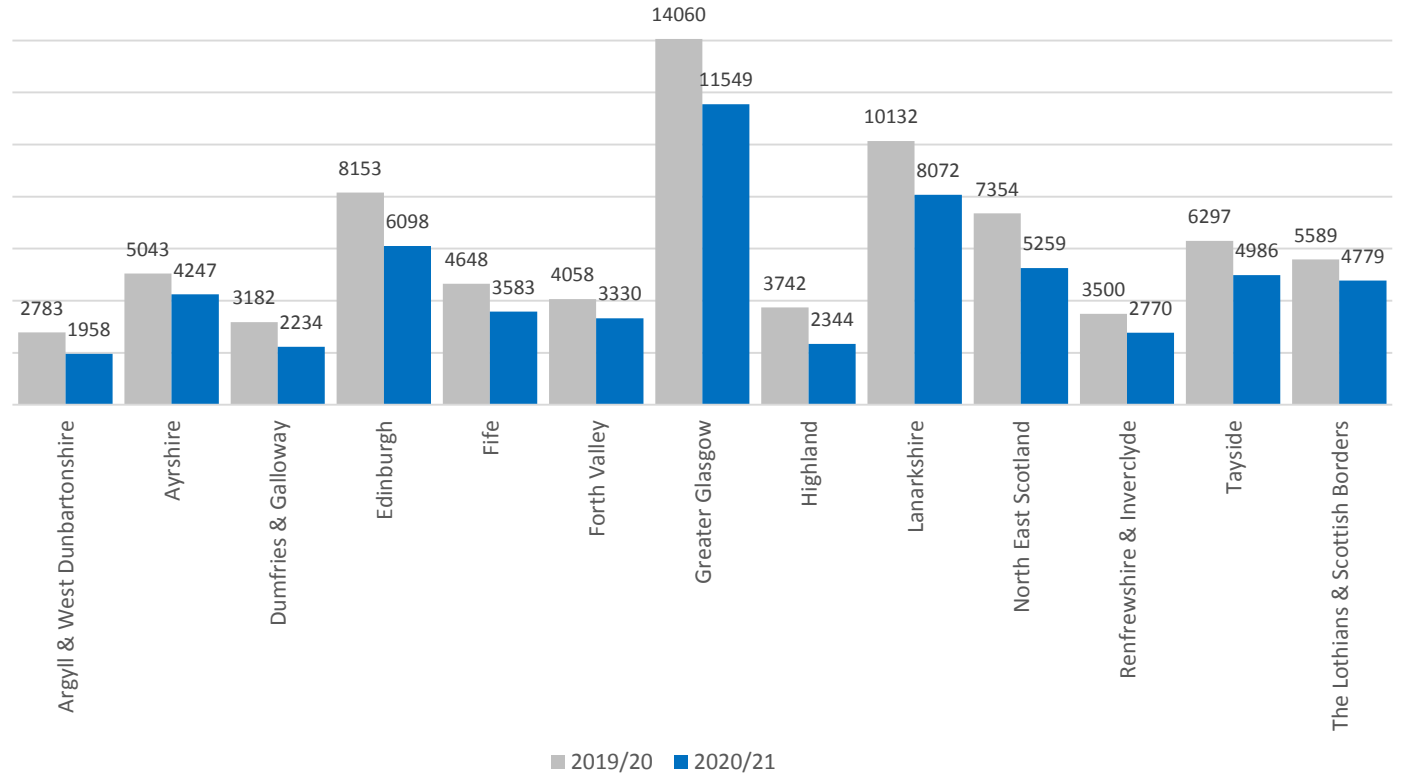
More information regarding Crime Groups can be found [via this link](#)

Cumulative Crime Demand (9 March – 3 May 2020)

Recorded Crime by Group



Recorded Crime by Division



Crime Group	1	2	3	4	5	6	7	Total
2019/20	1388	2110	17602	7734	10437	20693	18577	78541
2020/21	1138	1562	13768	6135	9281	16807	12518	61209

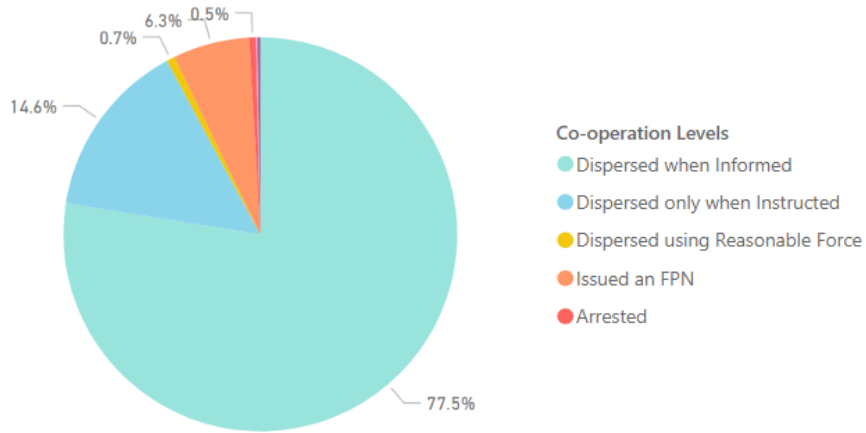
All Crime (Groups 1-7) show a decrease in volume when compared to the same period in 2019.
All Divisions show a decrease in volume when compared to the same time period in 2019.

More information regarding Crime Groups can be found [via this link](#)

Weekly Coronavirus Legislation Co-operation (23-29 April 2020)

In response to the introduction of The Health Protection (Coronavirus) (Restrictions) (Scotland) Regulations 2020 and Coronavirus Act 2020, Police Scotland developed a 'Coronavirus Interventions' (CVI) recording system. This system allowed Police Scotland to begin gathering data in relation to the public co-operation levels with the new legislation. This system relies on Police Officers manually updating the system with the co-operation level when they encounter an individual in contravention of the new legislation.

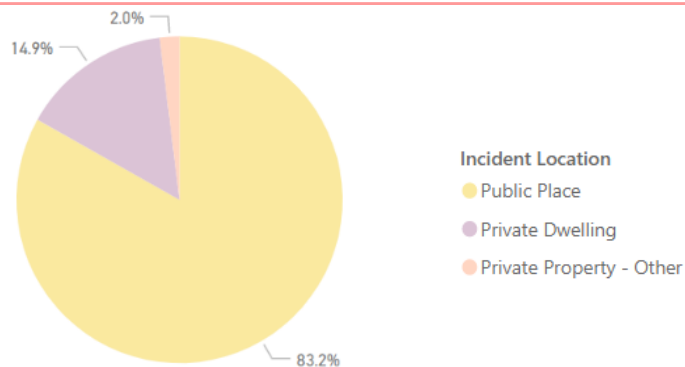
Due to the manual input required to form this data set, the contents of this slide are indicative only. Actual figures will differ from those recorded on Crime Systems (please see slide 10), may be subject to change, and cannot be considered Official Police Statistics. They do provide an indication of the public co-operation levels across Scotland.



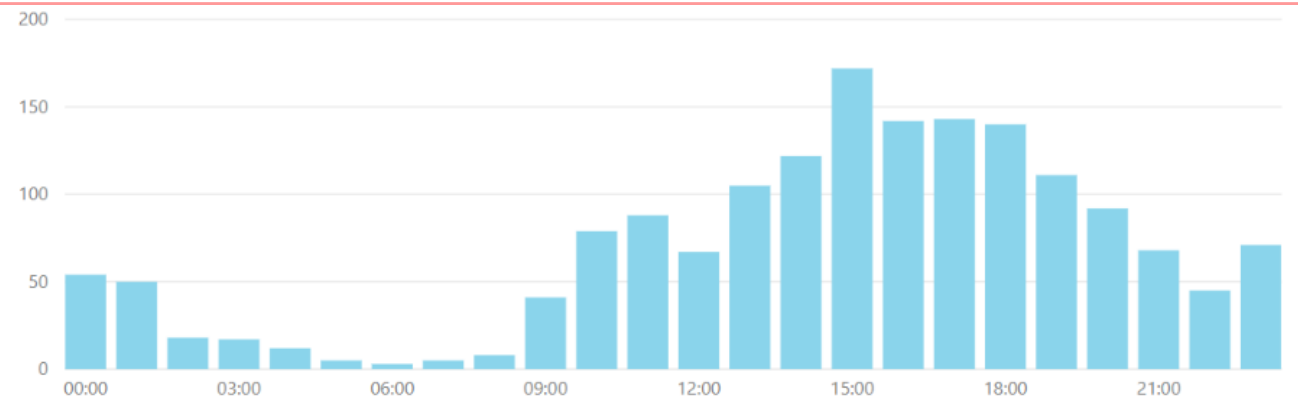
The above is indicative of the co-operation levels over the preceding week (30 April – 6 May 2020). The highest proportion of interactions between Police and the public are dealt with without enforcement.



The above chart is indicative of the total number of interactions that police have with members of the public in relation to the new legislation over the preceding week (30 April – 6 May 2020). An 'interaction' is any instance where a Police Officer has reason to engage with a person who is not conforming with Legislation. Police will first inform the individual of the importance of conforming with the legislation and encourage co-operation. Only when all efforts to encourage co-operation fail will Police Officers resort to enforcement. To build an accurate picture of this co-operation rate, Police Officers record each level of co-operation they experience.



The above is indicative of where interactions are taking place over the preceding week (30 April – 6 May 2020).

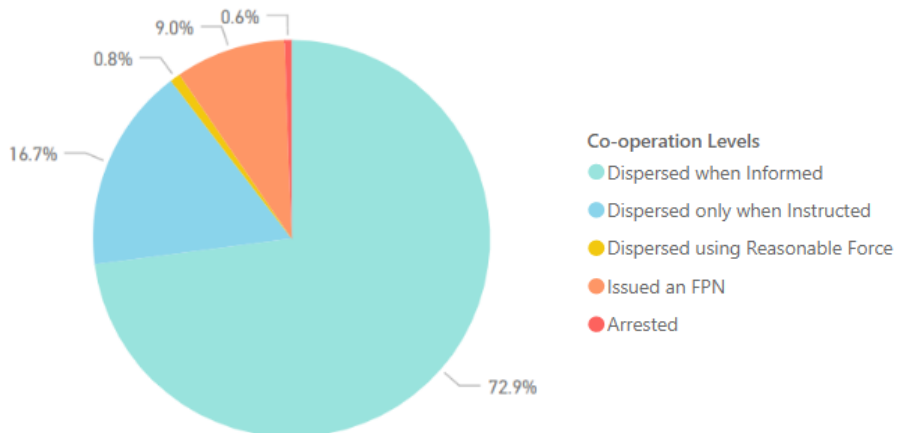


The above chart is indicative of the most common times each day that interactions are taking place over the preceding week (30 April – 6 May 2020).

Cumulative Coronavirus Legislation Co-operation

In response to the introduction of The Health Protection (Coronavirus) (Restrictions) (Scotland) Regulations 2020 and Coronavirus Act 2020, Police Scotland developed a 'Coronavirus Interventions' (CVI) recording system. This system allowed Police Scotland to begin gathering data in relation to the public co-operation levels with the new legislation. This system relies on Police Officers manually updating the system with the co-operation level when they encounter an individual in contravention of the new legislation.

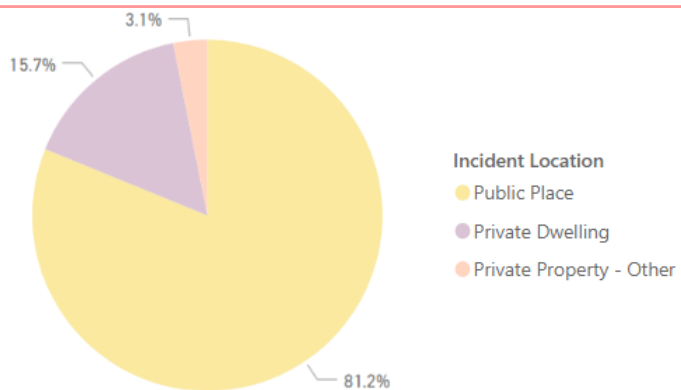
Due to the manual input required to form this data set, the contents of this slide are indicative only. Actual figures will differ from those recorded on Crime Systems (please see further slide), may be subject to change, and cannot be considered Official Police Statistics. They do provide an indication of the public co-operation levels across Scotland.



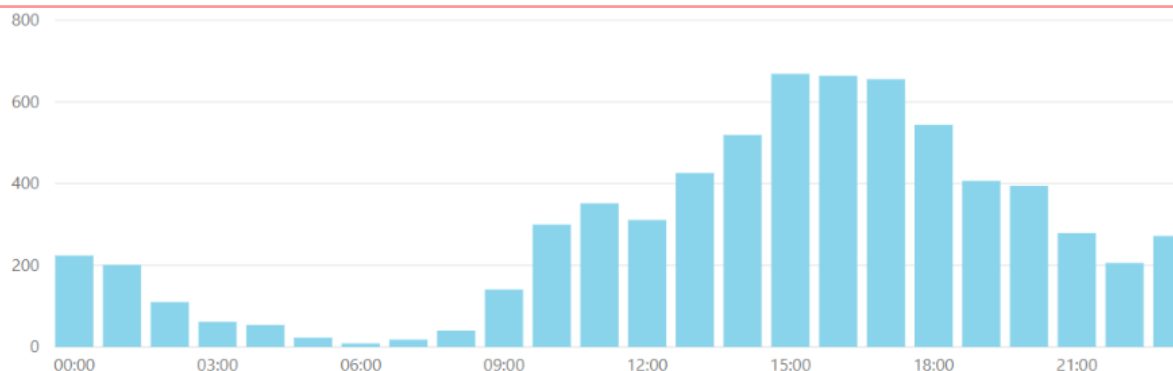
The above is indicative of the co-operation levels since legislation was introduced. The highest proportion of interactions between Police and the public are dealt with without enforcement.



The above chart is indicative of the total number of interactions that police have with members of the public in relation to the new legislation each day. An 'interaction' is any instance where a Police Officer has reason to engage with a person who is not conforming with Legislation. Police will first inform the individual of the importance of conforming with the legislation and encourage co-operation. Only when all efforts to encourage co-operation fail will Police Officers resort to enforcement. To build an accurate picture of this co-operation rate, Police Officers record each level of co-operation they experience.



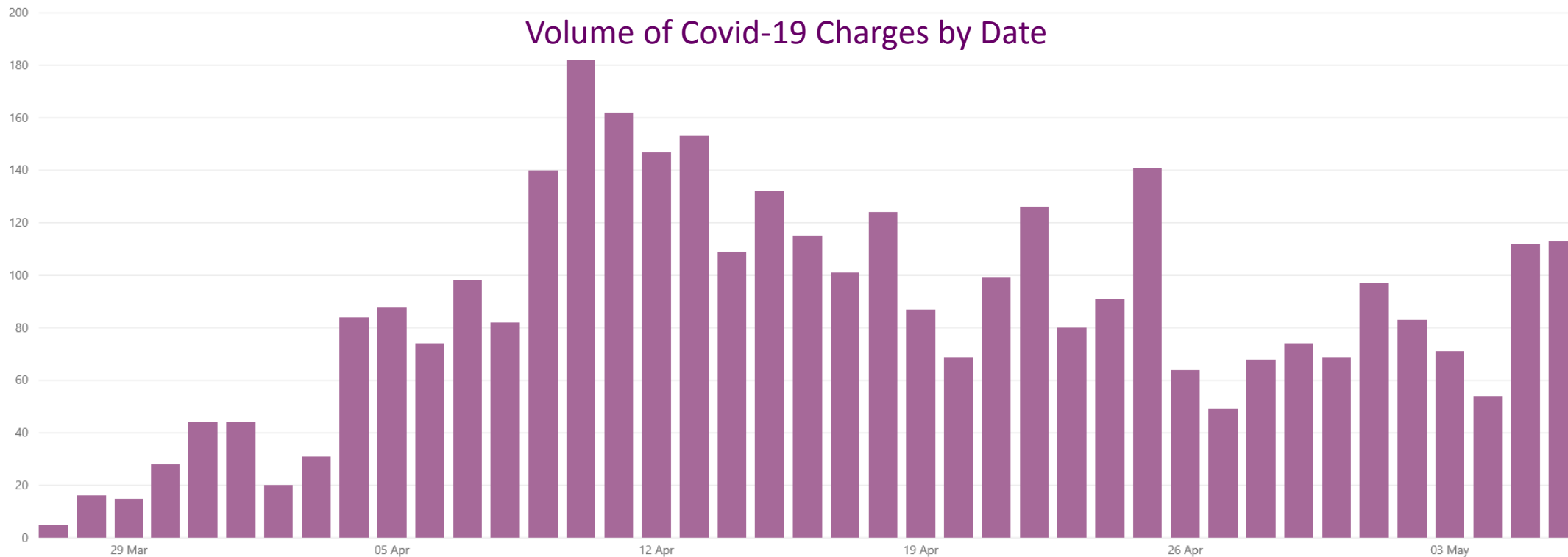
The above is indicative of where interactions are taking place since legislation was introduced.



The above chart is indicative of the most common times during the day that interactions are taking place since legislation was introduced.

'Enforcement' of Coronavirus specific legislation

The following is a summary of all 'enforcement' action in relation to both The Health Protection (Coronavirus) (Restrictions) (Scotland) Regulations 2020 and Coronavirus Act 2020. This includes all Fixed Penalty Notices issued and processed by Police Scotland. It also includes all occasions that a charge was libelled and recorded on Police Scotland's Crime Recording System against a person in relation to the aforementioned legislation. This is a true value of the volume of recorded 'enforcement' activity, but does not provide the granularity of the Coronavirus Intervention (CVI) recording system and does not capture the earlier phases of the '4 E's' approach. These values remain subject to change as offences are retrospectively added or amended and do not match the indicative 'enforcement' values from the CVI recording system.



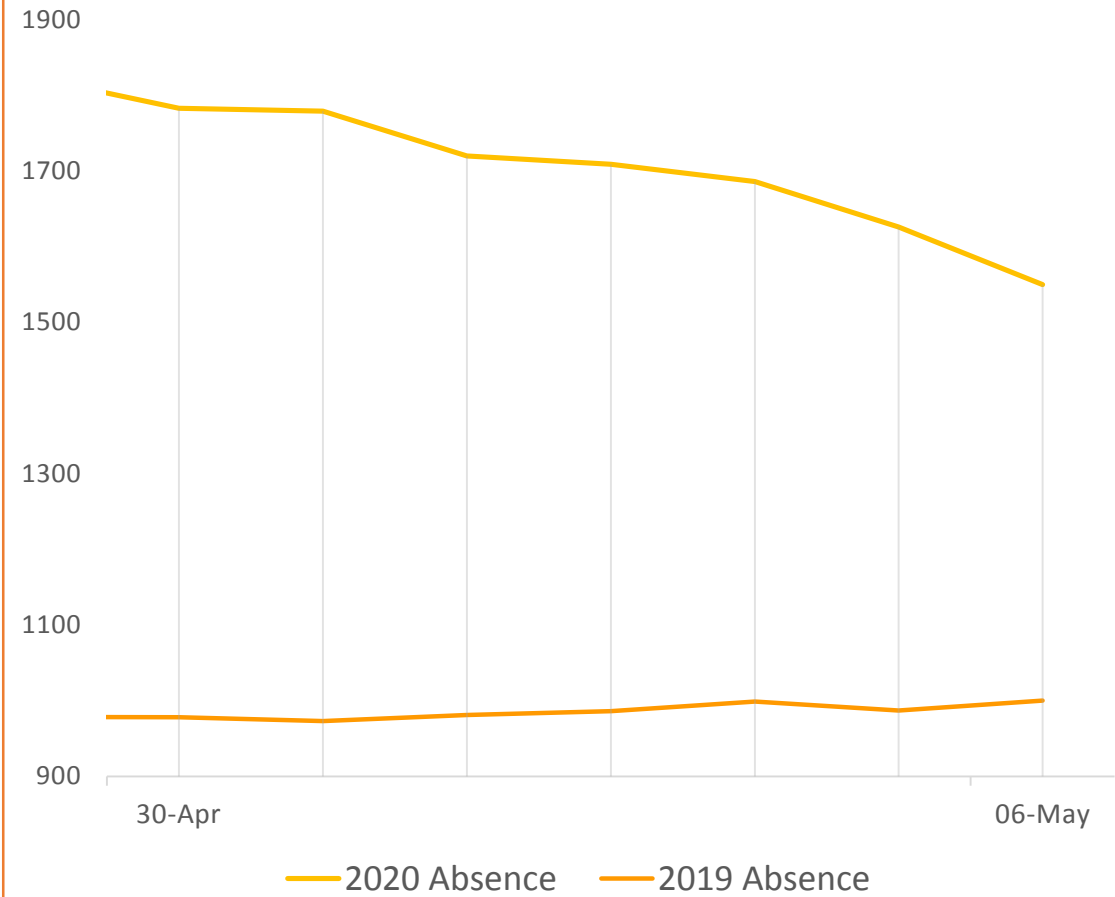
March	27-Mar	28-Mar	29-Mar	30-Mar	31-Mar
2020	5	16	15	28	44

April	1-Apr	2-Apr	3-Apr	4-Apr	5-Apr	6-Apr	7-Apr	8-Apr	9-Apr	10-Apr	11-Apr	12-Apr	13-Apr	14-Apr	15-Apr	16-Apr	17-Apr	18-Apr	19-Apr	20-Apr	21-Apr	22-Apr	23-Apr	24-Apr	25-Apr	26-Apr	27-Apr	28-Apr	29-Apr	30-Apr
2020	44	20	31	84	88	74	98	82	140	182	162	147	153	109	132	115	101	124	87	69	99	126	80	91	141	64	49	68	74	69

May	01-May	02-May	03-May	04-May	05-May	06-May	Total
2020	97	83	71	54	112	113	3541

Absence (Over Preceding Week (30 April-6 May 2020))

Total Absence Levels Line Graph – Comparison of 2019 to 2020



	30-Apr	1-May	2-May	3-May	4-May	5-May	6-May
2020	1783	1779	1720	1709	1686	1626	1550
2019	978	973	981	986	999	987	1000

Police Scotland Current Absences

As of 6 th May 2020	No. of People	Change from same day previous week	Change from same day previous week (%)
Active COVID-19 Absences	760	-247	-25%
Total Absences	1550	-265	-15%

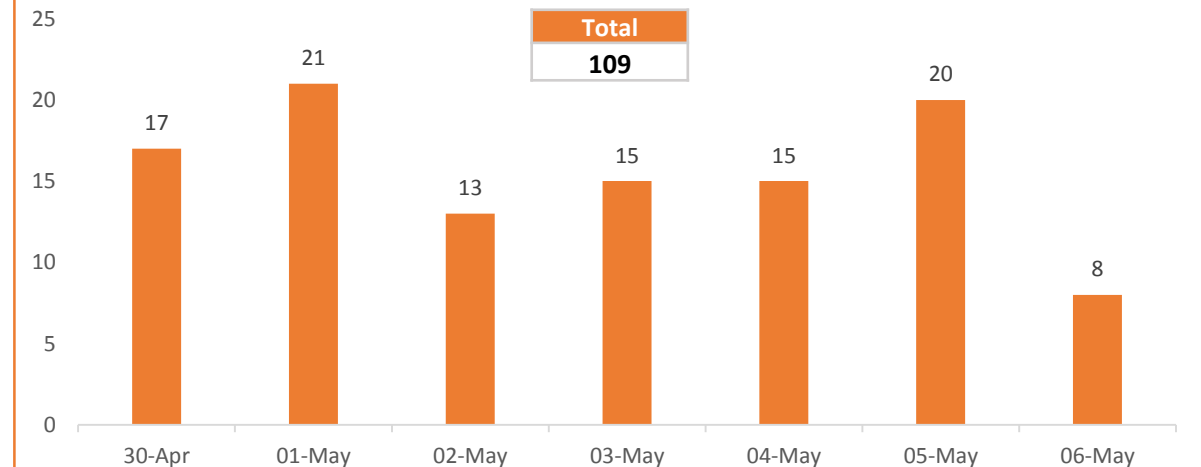
Absences as % of organisation

6 May	7%
--------------	----

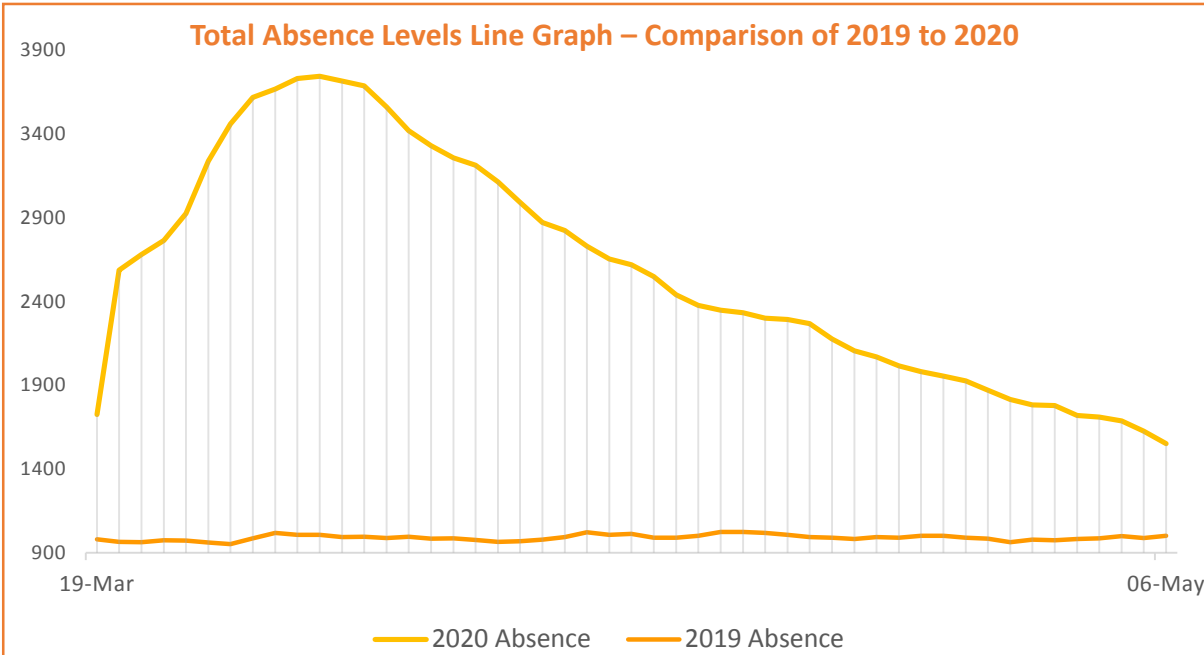
Officers/Staff Absent for 'Shielding'

30 Apr-6 May	348
---------------------	-----

Police Scotland employees attending COVID-19 screening test per day over last 7 days



Absence (18 March – 6 May 2020)



Date	18-Mar	19-Mar	20-Mar	21-Mar	22-Mar	23-Mar	24-Mar	25-Mar	26-Mar	27-Mar	28-Mar	29-Mar	30-Mar	31-Mar	01-Apr
2020	1424	1725	2587	2681	2765	2926	3238	3460	3619	3669	3731	3745	3716	3688	3562
2019	977	979	964	963	973	971	961	951	985	1018	1007	1006	993	994	987
Date	02-Apr	03-Apr	04-Apr	05-Apr	06-Apr	07-Apr	08-Apr	09-Apr	10-Apr	11-Apr	12-Apr	13-Apr	14-Apr	15-Apr	16-Apr
2020	3421	3330	3258	3214	3114	2992	2871	2823	2730	2653	2619	2548	2440	2376	2347
2019	995	983	985	976	965	968	978	993	1022	1006	1012	989	989	1000	1024
Date	17-Apr	18-Apr	19-Apr	20-Apr	21-Apr	22-Apr	23-Apr	24-Apr	25-Apr	26-Apr	27-Apr	28-Apr	29-Apr	30-Apr	1-May
2020	2333	2301	2292	2268	2175	2105	2069	2015	1981	1954	1926	1870	1815	1783	1779
2019	1024	1017	1006	993	988	981	992	988	1000	1000	988	984	963	978	973
Date	2-May	3-May	4-May	5-May	6-May										
2020	1720	1709	1686	1626	1550										
2019	981	986	999	987	1000										

Absences

From mid-March, Police Scotland’s absence levels rose to higher than normal rates until the end of March. Since this date, they have steadily reduced and are returning towards absence levels closer to those seen in 2019.

Staff COVID Screening

Testing of key workers for COVID-19 continues, and the number of tests arranged for Police Scotland employees is shown in the chart below.

